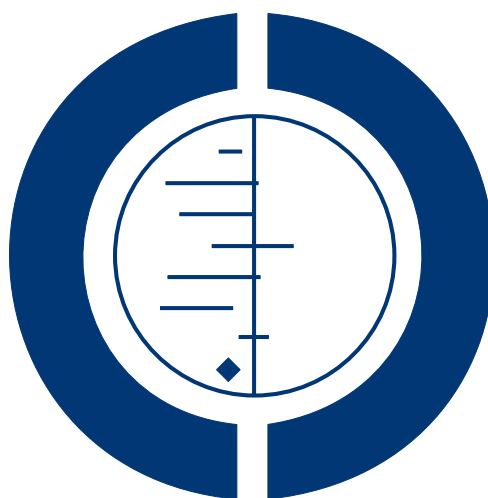


Colloids versus crystalloids for fluid resuscitation in critically ill patients (Review)

Perel P, Roberts I, Pearson M



**THE COCHRANE
COLLABORATION®**

This is a reprint of a Cochrane review, prepared and maintained by The Cochrane Collaboration and published in *The Cochrane Library* 2007, Issue 4

<http://www.thecochranelibrary.com>

WILEY

TABLE OF CONTENTS

HEADER	1
ABSTRACT	1
PLAIN LANGUAGE SUMMARY	2
BACKGROUND	2
OBJECTIVES	3
METHODS	3
RESULTS	4
DISCUSSION	5
AUTHORS' CONCLUSIONS	5
ACKNOWLEDGEMENTS	6
REFERENCES	6
CHARACTERISTICS OF STUDIES	12
DATA AND ANALYSES	51
Analysis 1.1. Comparison 1 colloid versus crystalloid (add-on colloid), Outcome 1 deaths.	52
Analysis 2.1. Comparison 2 colloid and hypertonic crystalloid versus isotonic crystalloid, Outcome 1 deaths.	55
Analysis 3.1. Comparison 3 colloid versus hypertonic crystalloid, Outcome 1 deaths.	56
APPENDICES	56
WHAT'S NEW	58
HISTORY	58
CONTRIBUTIONS OF AUTHORS	59
DECLARATIONS OF INTEREST	59
SOURCES OF SUPPORT	59
INDEX TERMS	59

[Intervention Review]

Colloids versus crystalloids for fluid resuscitation in critically ill patients

Pablo Perel¹, Ian Roberts¹, Mia Pearson²

¹Cochrane Injuries Group, London School of Hygiene & Tropical Medicine, London, UK. ²c/o Cochrane Injuries Group, London, UK

Contact address: Pablo Perel, Cochrane Injuries Group, London School of Hygiene & Tropical Medicine, Keppel Street, London, WC1E 7HT, UK. pablo.perel@lshtm.ac.uk.

Editorial group: Cochrane Injuries Group.

Publication status and date: New search for studies and content updated (no change to conclusions), published in Issue 3, 2009.

Review content assessed as up-to-date: 29 September 2008.

Citation: Perel P, Roberts I, Pearson M. Colloids versus crystalloids for fluid resuscitation in critically ill patients. *Cochrane Database of Systematic Reviews* 2007, Issue 4. Art. No.: CD000567. DOI: 10.1002/14651858.CD000567.pub3.

Copyright © 2009 The Cochrane Collaboration. Published by John Wiley & Sons, Ltd.

ABSTRACT

Background

Colloid solutions are widely used in fluid resuscitation of critically ill patients. There are several choices of colloid and there is ongoing debate about the relative effectiveness of colloids compared to crystalloid fluids.

Objectives

To assess the effects of colloids compared to crystalloids for fluid resuscitation in critically ill patients.

Search strategy

We searched the Cochrane Injuries Group Specialised Register, CENTRAL (*The Cochrane Library* 2008, Issue 3), MEDLINE, EMBASE, ISI Web of Science: Science Citation Index Expanded (SCI-EXPANDED), ISI Web of Science: Conference Proceedings Citation Index-Science (CPCI-S), and The Controlled Trials metaRegister (www.controlled-trials.com). Reference lists of relevant studies and review articles were searched for further trials. The searches were last updated in September 2008.

Selection criteria

Randomised controlled trials (RCTs) of colloids compared to crystalloids, in patients requiring volume replacement. We excluded cross-over trials and trials in pregnant women and neonates.

Data collection and analysis

Two authors independently extracted data and rated quality of allocation concealment. We analysed trials with a 'double-intervention', such as those comparing colloid in hypertonic crystalloid to isotonic crystalloid, separately. We stratified the analysis according to colloid type and quality of allocation concealment.

Main results

We identified 65 eligible trials; 56 of these presented mortality data.

Colloids compared to crystalloids

Colloids versus crystalloids for fluid resuscitation in critically ill patients (Review)
Copyright © 2009 The Cochrane Collaboration. Published by John Wiley & Sons, Ltd.

Albumin or plasma protein fraction - 23 trials reported data on mortality, including a total of 7754 patients. The pooled relative risk (RR) from these trials was 1.01 (95% confidence interval (95% CI) 0.92 to 1.10). When we excluded the trial with poor quality allocation concealment, pooled RR was 1.00 (95% CI 0.91 to 1.09).

Hydroxyethyl starch - 17 trials compared hydroxyethyl starch with crystalloids, n = 1172 patients. The pooled RR was 1.18 (95% CI 0.96 to 1.44).

Modified gelatin - 11 trials compared modified gelatin with crystalloid, n = 506 patients. The pooled RR was 0.91 (95% CI 0.49 to 1.72).

Dextran - nine trials compared dextran with a crystalloid, n = 834 patients. The pooled RR was 1.24 (95% CI 0.94 to 1.65).

Colloids in hypertonic crystalloid compared to isotonic crystalloid

Eight trials compared dextran in hypertonic crystalloid with isotonic crystalloid, including 1283 randomised participants. Pooled RR was 0.88 (95% CI 0.74 to 1.05).

Authors' conclusions

There is no evidence from RCTs that resuscitation with colloids reduces the risk of death, compared to resuscitation with crystalloids, in patients with trauma, burns or following surgery. As colloids are not associated with an improvement in survival, and as they are more expensive than crystalloids, it is hard to see how their continued use in these patients can be justified outside the context of RCTs.

PLAIN LANGUAGE SUMMARY

No evidence that colloids are more effective than crystalloids in reducing mortality in people who are critically ill or injured

Trauma, burns or surgery can cause people to lose large amounts of blood. Fluid replacement, giving fluids intravenously (into a vein) to replace lost blood, is used to try to maintain blood pressure and reduce the risk of dying. Blood products, non-blood products or combinations are used, including colloid or crystalloid solutions. Colloids are increasingly used but they are more expensive than crystalloids. The review of trials found no evidence that colloids reduce the risk of dying compared with crystalloids.

BACKGROUND

Fluid resuscitation for hypovolaemia is a mainstay of the medical management of critically ill patients, whether as a result of trauma, burns, major surgery or sepsis. Although recent studies (Bickell 1994) have suggested that the timing of volume replacement deserves careful consideration, when it comes to selecting the resuscitation fluid, clinicians are faced with a range of options. At one level the choice is between a colloid or crystalloid solution. Colloids are widely used, having been recommended in a number of resuscitation guidelines and intensive care management algorithms (Armstrong 1994; Vermeulen 1995).

The US Hospital Consortium Guidelines recommend that colloids are used in haemorrhagic shock prior to the availability of blood products, and in non-haemorrhagic shock following an initial crystalloid infusion. A 1995 survey of US academic health centres, however, found that the use of colloids far exceeded even

the Hospital Consortium recommendations (Yim 1995). Surveys of burn care in the US (Fakhry 1995) and in Australia (Victorian DUAC 1991) found that the use of colloids for resuscitation varied without a set pattern.

The choice of fluid has considerable cost implications. Volume replacement with colloids is considerably more expensive than with crystalloids. Clinical studies have shown that colloids and crystalloids have different effects on a range of important physiological parameters. Because of these differences, all-cause mortality is arguably the most clinically relevant outcome measure in randomised trials comparing the two fluid types.

Why it is important to do this review

Although there have been previous meta-analyses of mortality in randomised trials comparing colloids and crystalloids (Bisonni

1991; Velanovich 1989), neither of these satisfy the criteria that have been proposed for scientific overviews (Oxman 1994), and they predate most of the trials that have been conducted using synthetic colloids, and hypertonic crystalloid solutions. The purpose of this systematic review is to identify and synthesise all available unconfounded evidence of the effect on mortality in critically ill patients of colloids compared to crystalloids for volume replacement.

OBJECTIVES

To assess the effects on mortality of using colloids compared to crystalloids, during fluid resuscitation in critically ill patients.

METHODS

Criteria for considering studies for this review

Types of studies

Controlled trials in which participants were randomised to treatment groups (colloid or control) on the basis of random allocation. As the comparison between fluid type was in terms of effects on mortality, we excluded randomised cross-over trials.

Types of participants

Critically ill patients (excluding neonates) who required volume replacement. We included patients who were critically ill as a result of trauma, burns, were undergoing surgery, or had other critical conditions such as complications of sepsis. We excluded pre-operative elective surgical patients.

Types of interventions

We considered the following colloids: Dextran 70, hydroxyethyl starches, modified gelatins, albumin or plasma protein fraction. There is overlap between albumin given for volume replacement and albumin given as a nutritional supplement, and many patients with a critical illness have low serum albumin. Where the trial was of total parenteral nutrition with or without albumin, we excluded it. We included trials where the albumin was given as part of volume replacement guided by colloid osmotic pressure or albumin levels. The control group received crystalloid (isotonic or hypertonic) for fluid replacement. We included trials in which both groups received blood.

We excluded trials of fluids used for other purposes. For example, we excluded trials of pre-loading in preparation for elective surgery, and trials in patients undergoing fluid loading before cardiopulmonary bypass.

Types of outcome measures

The principal outcome measure was mortality from all causes, assessed at the end of the follow-up period scheduled for each trial.

Search methods for identification of studies

The searches were not restricted by date, language or publication status.

Electronic searches

We searched the following electronic databases:

- Cochrane Injuries Group Specialised Register (searched 30 Sept 2008)
- CENTRAL (*The Cochrane Library* 2008, Issue 3)
- MEDLINE (1966 to September 2008)
- PubMed (searched 30 September, last three months)
- EMBASE (1980 to September 2008)
- ISI Web of Knowledge (1970 to September 2008)
- National Research Register (2006, Issue 4)
- Controlled Trials metaRegister (www.controlled-trials.com) (searched 30 Sept 2008)

The search strategy can be found in [Appendix 1](#).

Searching other resources

We checked the reference lists of all identified trials and review articles, and contacted the trialists to identify any studies that may have been missed.

Data collection and analysis

Selection of studies

We independently examined titles, abstracts, and keywords of citations from electronic databases for eligibility. We obtained the full text of all relevant records and independently assessed whether each met the pre-defined inclusion criteria. We resolved disagreement by discussion.

Assessment of risk of bias in included studies

We scored allocation concealment as described by Higgins 2008, assigning 'No' to poorest quality and 'Yes' to best quality (the presence of solutions in identical containers was only taken to mean adequate concealment if the fluid containers were used sequentially).

- Yes = trials deemed to have taken adequate measures to conceal allocation (that is, central randomisation; serially numbered, opaque, sealed envelopes; or other description that contained elements convincing of concealment).
- Unclear = trials in which the authors either did not report an allocation concealment approach at all or reported an approach that did not fall into one of the other categories.
- No = trials in which concealment was inadequate (such as alternation or reference to case record numbers or to dates of birth).

We collected but did not score information on blinding and loss to follow up.

Data synthesis

As a result of comments on the previous version of this review, we have stratified trials by type of fluid rather than type of original injury.

We calculated relative risks (RRs) and 95% confidence intervals (95% CI) for each study using a fixed-effect model. We then inspected each comparison visually for evidence of heterogeneity and performed a Chi^2 test. If there was no evidence of heterogeneity (visually or with a P value < 0.1) the trials were pooled within each type of fluid, but not combined between type of fluid.

We then excluded trials with allocation concealment judged as inadequate and repeated the calculations.

RESULTS

Description of studies

See: [Characteristics of included studies](#); [Characteristics of excluded studies](#).

We identified 65 trials meeting the inclusion criteria for study design, participants and interventions. We were able to obtain mortality data for 56 of these. We have reported details of the included trials in the 'Characteristics of included studies' table.

Reasons for exclusion of trials were: the use of a cross-over design, testing a resuscitation algorithm, giving the control group oral fluids, the intervention being directed to the maintenance of serum albumin levels, for haemodilution, for fluid loading and for the reduction of intracranial pressure (see 'Characteristics of excluded studies' table).

Of the 56 trials with data on deaths, the quality of allocation concealment was adequate in seven trials and unclear in most of the others.

There were 60 comparisons of colloids and crystalloids (add-on colloid), nine comparisons of colloid in hypertonic crystalloid with isotonic crystalloid, and three comparisons of colloid with hypertonic crystalloid.

Risk of bias in included studies

In general, the design of studies was not well reported. This is reflected in the number of unclear scores given for allocation concealment. We also collected information on blinding and loss to follow up. Blinding was not well reported and loss to follow up was generally small. The characteristics for each trial are listed in the 'Characteristics of included studies' table.

Effects of interventions

Colloids compared to crystalloids

Albumin or plasma protein fraction

Twenty-three trials reported data on mortality, including a total of 7754 patients. The pooled relative risk (RR) was 1.01 (95% confidence interval (95% CI) 0.92 to 1.10). When we excluded the trial with poor quality allocation concealment (Lucas 1978), pooled RR was 1.00 (95% CI 0.91 to 1.09).

Hydroxyethyl starch

Seventeen trials compared hydroxyethyl starch with crystalloids, including a total of 1172 randomised patients. The pooled RR was 1.18 (95% CI 0.96 to 1.44).

Modified gelatin

Eleven trials compared modified gelatin with crystalloid, including a total of 506 randomised patients. The pooled RR was 0.91 (95% CI 0.49 to 1.72).

Dextran

Nine trials compared dextran with a crystalloid, including a total of 834 randomised patients. The pooled RR was 1.24 (95% CI 0.94 to 1.65).

Colloids in hypertonic crystalloid compared to isotonic crystalloid

One trial compared albumin and hypertonic saline with isotonic crystalloid. The RR of death was 0.50 (95% CI 0.06 to 4.33). Eight trials compared dextran in hypertonic crystalloid with isotonic crystalloid, including 1283 randomised patients. The pooled RR was 0.88 (95% CI 0.74 to 1.05).

Colloids in isotonic crystalloid compared to hypertonic crystalloid

Three trials compared colloids in isotonic crystalloid with hypertonic crystalloid. In two of these, where the colloid was either gelatin or starch, there were no deaths in either group. In the remaining trial, with 38 patients, there was a RR of death of 7.00 (0.39 to 126.93) for use of colloid, based on three deaths in the treatment group and none in the control group.

DISCUSSION

This systematic review synthesises the evidence from RCTs comparing colloid and crystalloid fluid resuscitation across a wide variety of clinical conditions. The review has been updated and extensively revised to take into account the comments made since it was first published. In particular, several commentators pointed out that it is inappropriate to combine effect estimates from studies of different colloids. For example, it was argued that large molecular weight colloids such as hydroxyethyl starch may be better retained in the vascular compartment than albumin and gelatins, and would therefore be more likely to show a favourable effect on mortality (Gosling 1998). In response to these concerns, the review has been stratified by type of colloid. However, the pooled relative risks fail to show a mortality benefit for resuscitation with any type of colloid.

There was a trend towards a favourable effect on mortality for colloids in hypertonic crystalloid, compared to isotonic crystalloids. Nevertheless, the results are compatible with the play of chance.

Common to all meta-analyses, this systematic review may have included studies whose interventions and patient characteristics are sufficiently incomparable that the calculation of a summary effect measure may be questioned. The resuscitation regimen differed between trials. Some trials randomised participants to an initial quantity of colloid or crystalloid, and then proceeded with some form of standard resuscitation for all participants. Other trials resuscitated with the allocated fluid to pre-determined end-points, either resuscitation end-points, or in the case of trauma, until corrective surgery. In addition, the type of colloid or crystalloid, the concentration, and the protocol to determine the quantity of fluid varied. Despite these differences, all participants were in need of

volume replacement, and we believe that this variation in the intervention would have an impact on the size of the effect, rather than on its direction.

As regards the effects of albumin versus crystalloid, most of the information (as indicated by the weighting in the meta-analysis) was provided by the SAFE trial (SAFE 2004). The SAFE trial used central randomisation with a minimisation algorithm to ensure balance on known potential confounders. Blinding was assured through the use of specially designed masking cartons and specially designed and manufactured administration sets. The trial authors report that the effectiveness of the blinding was confirmed in a formal study before the trial was initiated. In brief, this was a well-conducted, high-quality trial. There were 726 deaths (20.9%) in the albumin-treated group and 729 deaths (21.1%) in the saline-treated group (RR of death 0.99; 95% CI 0.91 to 1.09). Although even this large trial was unable to confirm or refute the possibility of a modest benefit or harm from albumin, it has provided some reassurance that any hazard from albumin, if indeed there is any, is unlikely to be as extreme as was suggested by the results from the previously published (now here updated) meta-analysis of much smaller trials. The pooled RR for death with albumin in this updated meta-analysis is now 1.02 (95% CI 0.93 to 1.11). It is important to note that the effect estimate from the SAFE trial is entirely consistent with the results of previous trials of albumin in hypovolaemia and there is no significant heterogeneity ($I^2 = 0\%$, $P = 0.46$).

The results of this updated meta-analysis have important policy implications. There is still no evidence that colloids are superior to crystalloids as a treatment for intravascular volume resuscitation in critically ill patients. Importantly, the SAFE trial also provided no evidence of any other clinical advantages from using albumin. It also debunked the belief, from pathophysiological inference, that very large volumes of crystalloid must be administered to reach the same resuscitation end-points as can be achieved using much smaller volumes of colloid. In the SAFE trial, the ratio of albumin administered to saline administered was approximately 1:1.4. Colloids, in particular albumin, are considerably more expensive than crystalloids, and albumin is a blood product and so carries at least a theoretical infectious disease risk. The economic opportunity cost of ongoing colloid use, particularly albumin use, is likely to be considerable and for this reason its ongoing use in this context is unjustified.

AUTHORS' CONCLUSIONS

Implications for practice

There is no evidence from RCTs that resuscitation with colloids, instead of crystalloids, reduces the risk of death in patients with trauma, burns or following surgery. As colloids are not associated with an improvement in survival, and further, colloids are consid-

erably more expensive than crystalloids, it is hard to see how their continued use outside the context of RCTs in subsets of patients of particular concern, can be justified.

Implications for research

Future trials may need to concentrate on specific subgroups of patients to identify people who may benefit from colloids rather than crystalloids.

ACKNOWLEDGEMENTS

We acknowledge the contribution of Phil Alderson, Frances Bunn, Paul Chinnock and Gillian Schierhout, who were authors of earlier versions of this review.

We would like to acknowledge the Intensive Care National Audit and Research Network in London, for assistance with identification of trials for this review.

We thank Dr. Frank M. Brunkhorst for providing the Supplementary Appendix to the paper Brunkhorst 2008.

REFERENCES

References to studies included in this review

Boldt 1986 {published data only}

Boldt J, von Bormann B, Kling D, Borner U, Mulch J, Hempelmann G. Volume replacement with a new hydroxyethyl starch preparation (3 percent HES 200/0.5) in heart surgery [Volumenersatz mit einem neuen hydroxyethylstarke – preparat (3% HAS 200/0.5) in der herzchirurgie]. *Infusionstherapie und Klinische Ernährung* 1986;**13**(3):145–51.

Boldt 1993 {published data only}

Boldt J, Knothe C, Zickmann B, Andres P, Dapper F, Hempelmann G. Influence of different intravascular volume therapies on platelet function in patients undergoing cardiopulmonary bypass. *Anesthesia and Analgesia* 1993;**76**(6):1185–90.

Boldt 2001 {published data only}

Boldt J, Suttner S, Huttner I, Kumle B, Piper S, Krumholz W. Are costs of a crystalloid-based volume replacement regimen lower than of a colloid-based volume replacement strategy. *Infusion Therapy and Transfusion Medicine* 2001;**28**:144–9.

Boutros 1979 {published data only}

Boutros AR, Ruess R, Olson L, Hoyt JL, Baker WH. Comparison of hemodynamic, pulmonary, and renal effects of use of three types of fluids after major surgical procedures on the abdominal aorta. *Critical Care Medicine* 1979;**7**(1):9–13.

Bowser-Wallace 1986 {published data only}

Bowser-Wallace BH, Caldwell FT Jr. A prospective analysis of hypertonic lactated saline v. Ringer's lactate-colloid for the resuscitation of severely burned children. *Burns* 1986;**12**(6):402–9.

Brunkhorst 2008 {published and unpublished data}

* Brunkhorst M. Supplementary Appendix. Provided from Dr. Brunkhorst on 26 March, 2009.

Brunkhorst M, Engel C, Bloos F. Intensive insulin therapy and pentastarch resuscitation in severe sepsis. *New England Journal of Medicine* 2008;**358**:125–39.

Chavez-Negrete 1991 {published data only}

Chavez-Negrete A, Lajluf Cruz S, Frati Munari A, Perches A, Argulero R. Treatment of hemorrhagic shock with intraosseous or intravenous infusion of hypertonic saline extransol solution. *European Surgical Research* 1991;**23**(2):123–9.

Cifra 2003 {published data only}

Cifra HL, Velasco JN]. A comparative study of the efficacy of 6% Haes-Steril and Ringer's Lactate in the management of dengue shock syndrome 555. *Critical Care & Shock* 2003;**6**:95–100.

Dawidson 1991 {published data only}

Dawidson IJ, Willms CD, Sandor ZF, Coopender LL, Reisch JS, Fry WJ. Ringer's lactate with or without 3% dextran-60 as volume expanders during abdominal aortic surgery. *Critical Care Medicine* 1991;**19**(1):36–42.

Dehne 2001 {published data only}

Dehne MG, Muhling J, Sablotzki A, Dehn K-L, Sucke N, Hempelmann G. Hydroxyethyl starch (HES) does not directly affect renal function in patients with no prior renal impairment. *Journal of Clinical Anaesthesia* 2001;**13**(2):103–11.

Eleftheriadis 1995 {published data only}

Eleftheriadis S, Sedemund-Adib B, Klotz K-F, Hubner N, Kuppe H. Volume replacement after cardiac surgery: comparison of Ringer, HES 6% and Gelatine 3.5%. *Intensive Care Medicine* 1995;**21**(suppl 1):S216.

Ernest 1999 {published data only}

Ernest D, Belzberg A, Dodek P. Distribution of normal saline and 5% albumin infusions in septic patients. *Critical Care Medicine* 1999;**27**(1):46–50.

Evans 1996 {published and unpublished data}

Evans PA, Garnett M, Boffard K, Kirkman E, Jacobson BF. Evaluation of the effect of colloid (Haemaccel) on the bleeding time in the trauma patient. *Journal of the Royal Society of Medicine* 1996;**89**(2):101–4.

Evans 2003 {published data only}

Evans PA, Heptinstall S, Crowhurst EC, Davies T, Glenn JR, Madira W, et al. Prospective double-blind randomized study of the effects of four intravenous fluids on platelet

- function and hemostasis in elective hip surgery. *Journal of Thrombosis and Haemostasis* 2003;**1**:2140–8.
- Fries 2004** *{published data only}*
Fries D, Streif W, Margreiter J, Klingler A, Kuhbacher G, Schobersberger W, et al. The effects of perioperatively administered crystalloids and colloids on concentrations of molecular markers of activated coagulation and fibrinolysis. *Blood Coagulation & Fibrinolysis* 2004;**15**:213–9.
- Gallagher 1985** *{published data only}*
Gallagher JD, Moore RA, Kerns D, Jose AB, Botros SB, Flicker S, et al. Effects of colloid or crystalloid administration on pulmonary extravascular water in the postoperative period after coronary artery bypass grafting. *Anesthesia and Analgesia* 1985;**64**(8):753–8.
- Goodwin 1983** *{published data only}*
Goodwin CW, Dorethy J, Lam V, Pruitt BA Jr. Randomized trial of efficacy of crystalloid and colloid resuscitation on hemodynamic response and lung water following thermal injury. *Annals of Surgery* 1983;**197**(5):520–31.
- Grundmann 1982** *{published data only}*
Grundmann R, Heistermann S. Postoperative albumin infusion therapy based on colloid osmotic pressure. A prospectively randomized trial. *Archives of Surgery* 1985;**120**(8):911–5.
Grundmann R, Meyer H. The significance of colloid osmotic pressure measurement after crystalloid and colloid infusions. *Intensive Care Medicine* 1982;**8**(4):179–86.
- Guo 2003** *{published data only}*
Guo XY, Xu ZH, Ren HZ, Luo AL, Huang YG, Ye TH. Effect of volume replacement with hydroxyethyl starch solution for blood loss on splanchnic oxygenation in patients undergoing cytoreductive surgery for ovarian carcinoma. *Zhonghua Yi Xue Za Zhi* 2003;**83**:114–7.
- Hall 1978** *{published data only}*
Hall K, Sorensen B. The treatment of burn shock. *Scandinavian Journal of Plastic and Reconstructive Surgery* 1973;**7**:67–73.
Hall K, Sorensen B. The treatment of burns shock. In: Vrabec R, Konickova L, Moserova J editor(s). *Basic problems in burns*. Berlin: Springer-Verlag, 1975.
Hall KV, Sorensen B. The treatment of burn shock: results of a 5-year randomized, controlled clinical trial of Dextran 70 v Ringer lactate solution. *Burns* 1978;**5**(1):107–12.
- Hartmann 1993** *{published data only}*
Hartmann M, Jonsson K, Zederfeldt B. Effects of dextran and crystalloids on subcutaneous oxygen tension and collagen accumulation. A randomized study in surgical patients. *European Surgical Research* 1993;**25**:270–7.
- Jelenko 1978** *{published data only}*
Jelenko C 3rd. Fluid therapy and the HALFD method. *Journal of Trauma* 1979;**19**(11 Suppl):866–7.
Jelenko C 3rd, Solenberger RI, Wheeler ML, Callaway BD. Shock and resuscitation. III. Accurate refractometric COP determinations in hypovolemia treated with HALFD. *JACEP* 1979;**8**(7):253–6.
Jelenko C 3rd, Wheeler ML, Callaway BD, Divilio LT, Bucklen KR, Holdredge TD. Shock and resuscitation. II: Volume repletion with minimal edema using the “HALFD” (Hypertonic Albuminated Fluid Demand) regimen. *JACEP* 1978;**7**(9):326–33.
Jelenko C 3rd, Williams JB, Wheeler ML, et al. Studies in shock and resuscitation, I: use of a hypertonic, albumin-containing, fluid demand regimen (HALFD) in resuscitation. *Crit Care Med* 1979;**7**(4):157–67.
- Karanko 1987** *{published data only}*
Karanko M, Klossner J, Laksonen V. Restoration of volume by crystalloid versus colloid after coronary artery bypass: haemodynamics, lung water, oxygenation and outcome. *Critical Care Medicine* 1987;**15**:559–66.
- Lang 2001** *{published data only}*
Lang K, Boldt J, Suttner S, Haisch G. Colloids versus crystalloids and tissue oxygen tension in patients undergoing major abdominal surgery. *Anesthesia and Analgesia* 2001;**93**(2):405–9.
- Lang 2003** *{published data only}*
Lang K, Suttner S, Boldt J, Kumle B, Nagel D. Volume replacement with HES 130/0.4 may reduce the inflammatory response in patients undergoing major abdominal surgery. *Canadian Journal of Anaesthesia* 2003;**50**:1009–16.
- Ley 1990** *{published data only}*
Ley SJ, Miller K, Skov P. Crystalloid versus colloid fluid therapy after cardiac surgery. *Clinical Studies in Cardiac Care* 1990;**19**(1):31–40.
- Lowe 1977** *{published data only}*
Lowe RJ, Moss GS, Jilek J, Levine HD. Crystalloid versus colloid in the etiology of pulmonary failure after trauma - a randomized trial in man. *Critical Care Medicine* 1979;**7**(3):107–12.
Lowe RJ, Moss GS, Jilek J, Levine HD. Crystalloid vs colloid in the etiology of pulmonary failure after trauma: a randomized trial in man. *Surgery* 1977;**1**(6):676–83.
Moss GS, Lowe RJ, Jilek J, Levine HD. Colloid or crystalloid in the resuscitation of hemorrhagic shock: a controlled clinical trial. *Surgery* 1981;**89**(4):434–8.
- Lucas 1978** *{published data only}*
Clift DR, Lucas CE, Ledgerwood AM, Sardesai V, Kithier K, Grabow D. The effect of albumin resuscitation for shock on the immune response to tetanus toxoid. *Journal of Surgical Research* 1982;**32**:449–52.
Johnson SD, Lucas CE, Gerrick SJ, Ledgerwood AM, Higgins R. Altered coagulation after albumin supplements for treatment of oligoemic shock. *Archives of Surgery* 1979;**114**:379–83.
Lucas CE, Bouwman DL, Ledgerwood AM, Higgins R. Differential serum protein changes following supplemental albumin resuscitation for hypovolemic shock. *Journal of Trauma* 1980;**20**(1):47–51.
Lucas CE, Weaver D, Higgins RF, Ledgerwood AM, Johnson SD, Bouwman DL. Effects of albumin versus non-

- albumin resuscitation on plasma volume and renal excretory function. *Journal of Trauma* 1978;**18**:565–70.
- Weaver DW, Ledgerwood AM, Lucas CE, Higgins R, Bouwman DL, Johnson SD. Pulmonary effects of albumin resuscitation for severe hypovolaemic shock. *Archives of Surgery* 1978;**113**:387–92.
- Maitland 2005** *{published data only}*
Maitland K, Pamba A, English M, Peshu N, Marsh K, Newton C, et al. Randomized trial of volume expansion with albumin or saline in children with severe malaria: preliminary evidence of albumin benefit. *Clinical Infectious Diseases* 2005;**40**(4):538–45.
- Mattox 1991** *{published data only}*
Maningas PA, Mattox KL, Pepe PE, Jones RL, Feliciano DV, Burch JM. Hypertonic saline-dextran solutions for the prehospital management of traumatic hypotension. *American Journal of Surgery* 1989;**157**(5):528–33.
Mattox KL, Maningas PA, Moore EE, Mateer JR, Marx JA, Aprahamian C, et al. Prehospital hypertonic saline/dextran infusion for post-traumatic hypotension. The U.S.A. Multicenter Trial. *Annals of Surgery* 1991;**213**(5):482–91.
- Mazher 1998** *{published data only}*
Mazher R, Samenescio A, Royston D, Rees A. Cardiopulmonary effects of 7.2% saline solution compared with gelatin infusion in the early postoperative period after coronary artery bypass grafting. *Journal of Thoracic and Cardiovascular Surgery* 1998;**115**(1):178–87.
- McNulty 1993** *{published data only}*
McNulty SE, Sharkey SJ, Asam B, Lee JH. Evaluation of STAT-CRIT Hematocrit Determination in comparison to Coulter and Centrifuge: the effects of isotonic hemodilution and albumin administration. *Anesthesia and Analgesia* 1993;**76**:830–4.
- Metildi 1984** *{published data only}*
Metildi LA, Shackford SR, Virgilio RW, Peters RM. Crystalloid versus colloid in fluid resuscitation of patients with severe pulmonary insufficiency. *Surgery, Gynecology and Obstetrics* 1984;**158**(3):207–12.
- Modig 1983** *{published data only}*
Modig J. Advantages of dextran 70 over Ringer acetate solution in shock treatment and in prevention of adult respiratory distress syndrome. A randomized study in man after traumatic-haemorrhagic shock. *Resuscitation* 1983;**10**(4):219–26.
Modig J. Effectiveness of dextran 70 versus Ringer's acetate in traumatic shock and adult respiratory distress syndrome. *Critical Care Medicine* 1986;**14**(5):454–7.
- Moretti 2003** *{published data only}*
Moretti EW, Robertson KM, El Moalem H, Gan TJ. Intraoperative colloid administration reduces postoperative nausea and vomiting and improves postoperative outcomes compared with crystalloid administration. *Anesthesia and Analgesia* 2003;**96**:611–7.
- Nagy 1993** *{published data only}*
Nagy KK, Davis J, Duda J, Fildes J, Roberts R, Barrett J. A comparison of pentastarch and lactated Ringer's solution in the resuscitation of patients with hemorrhagic shock. *Circulatory Shock* 1993;**40**(4):289–94.
- Ngo 2001** *{published data only}*
Ngo NT, Cao XT, Kneen R, Wills B, Nguyen VM, Nguyen TQ, et al. Acute management of dengue shock syndrome: a randomised double-blind comparison of 4 intravenous fluid regimes in the first hour. *Clinical Infectious Diseases* 2001;**32**(2):204–13.
- Nielsen 1985** *{published data only}*
Nielsen OM, Engell HC. Extracellular fluid volume and distribution in relation to changes in plasma colloid osmotic pressure after major surgery. A Randomised Study. *Acta Chir Scand* 1985;**151**:221–5.
- Pockaj 1994** *{published data only}*
Pockaj BA, Yang JC, Lotze MT, Lange JR, Spencer WF, Steinberg SM, et al. A prospective randomized trial evaluating colloid versus crystalloid resuscitation in the treatment of the vascular leak syndrome associated with interleukin-2 therapy. *Journal of Immunotherapy* 1994;**15**(1):22–8.
- Prien 1990** *{published data only}*
Prein T, Backhaus N, Pelster F, Pircher W, Buente H, Lawin P. Effect of intraoperative fluid administration and colloid osmotic pressure on the formation of intestinal edema during gastrointestinal surgery. *Journal of Clinical Anesthesia* 1990;**2**:317–23.
- Rackow 1983** *{published data only}*
Haupt, MT, Rackow, EC. Colloid osmotic pressure and fluid resuscitation with hetastarch, albumin, and saline solutions. *Critical Care Medicine* 1982;**10**(3):159–62.
Kaufman BS, Rackow EC, Falk JL. Fluid resuscitation in circulatory shock. Colloids versus crystalloids. *Current Studies in Hematology and Blood Transfusion* 1986;**53**:186–98.
Rackow EC, Falk JL, Fein IA, Siegel JS, Packman MI, Haupt MT, et al. Fluid resuscitation in circulatory shock: a comparison of the cardiorespiratory effects of albumin, hetastarch, and saline solutions in patients with hypovolemic and septic shock. *Critical Care Medicine* 1983;**11**(11):839–50.
- Rocha e Silva 1994** *{published data only (unpublished sought but not used)}*
Rocha e Silva M, Poli de Figueiredo LF. Hypertonic-hyperoncotic saline solution for the treatment of post-traumatic hypotension in the emergency room. The Brazilian multi-center trial. SALT 6. International Conference on Hypertonic Resuscitation, Teton Village. June 2–3 1994.
- SAFE 2004** *{published data only}*
The SAFE Study Investigators. A comparison of albumin and saline for fluid resuscitation in the intensive care unit. *New England Journal of Medicine* 2004;**350**(22):2247–56.
- Shah 1977** *{published data only}*
Shah DM, Broner BD, Dutton RE, Newell JC, Powers SR. Cardiac output and pulmonary wedge pressure. Use for

- evaluation of fluid replacement in trauma patients. *Archives of Surgery* 1977;**112**:1161–8.
- Shires 1983** *{published data only}*
Shires G, Peitzman A, Albert S, Illner H, Silane M, Perry M, et al. Response of extravascular lung water to intraoperative fluids. *Annals of Surgery* 1983;**197**:515–8.
- Sirieix 1999** *{published data only}*
Sirieix D, Hongnat J-M, Delayance S, D'Attellis N, Vicaut E, Berribi A, et al. Comparison of the acute haemodynamic effects of hypertonic or colloid infusions immediately after mitral valve repair. *Critical Care Medicine* 1999;**27**: 2159–65.
- Skillman 1975** *{published data only}*
Skillman JJ, Restall DS, Salzman EW. Randomized trial of albumin vs. electrolyte solutions during abdominal aortic operations. *Surgery* 1975;**78**(3):291–303.
- Tollofsrud 1995** *{published data only}*
Tollofsrud S, Svennevig JL, Breivik H, Kongsgaard U, Ozer M, Hysing E, et al. Fluid balance and pulmonary functions during and after coronary artery bypass surgery: Ringer's acetate compared with dextran, polygeline, or albumin. *Acta Anaesthesiologica Scandinavica* 1995;**39**:671–7.
- Tollofsrud 1998** *{published data only}*
Tollofsrud S, Noddeland H. Hypertonic saline and dextran after coronary artery surgery mobilises fluid excess and improves cardiorespiratory functions. *Acta Anaesthesiologica Scandinavica* 1998;**42**:154–61.
- Upadhyay 2004** *{published data only}*
Upadhyay M, Singhi S, Murlidharan J, Kaur N, Majumdar S. Randomized evaluation of fluid resuscitation with crystalloid (saline) and colloid (polymer from degraded gelatin in saline) in pediatric septic shock. *Indian Pediatrics* 2004;**42**(3):223–31.
- Vassar 1990** *{published data only}*
Vassar MJ, Perry CA, Holcroft JW. Analysis of potential risks associated with 7.5% sodium chloride resuscitation of traumatic shock. *Archives of Surgery* 1990;**125**(10): 1309–15.
- Vassar 1991** *{published data only}*
Holcroft JW, Vassar MJ, Turner JE, Derlet RW, Kramer GC. 3% NaCl and 7.5% NaCl/dextran 70 in the resuscitation of severely injured patients. *Annals of Surgery* 1987;**206**(3): 279–88.
Vassar MJ, Perry CA, Gannaway WL, Holcroft JW. 7.5% sodium chloride/dextran for resuscitation of trauma patients undergoing helicopter transport. *Archives of Surgery* 1991; **126**(9):1065–72.
- Vassar 1993a** *{published data only}*
Vassar MJ, Perry CA, Holcroft JW. Prehospital resuscitation of hypotensive trauma patients with 7.5% NaCl versus 7.5% NaCl with added dextran: a controlled trial. *Journal of Trauma* 1993;**34**(5):622–32.
- Vassar 1993b** *{published data only}*
Vassar MJ, Fischer RP, O'Brien PE, Bachulis BL, Chambers JA, Hoyt DB, et al. A multicenter trial for resuscitation of injured patients with 7.5% sodium chloride. The effect of added dextran 70. The Multicenter Group for the Study of Hypertonic Saline in Trauma Patients. *Archives of Surgery* 1993;**128**(9):1003–11.
- Verheij 2006** *{published data only}*
Verheij J, van Lingen A, Beishuizen A, Christiaans HM, de Jong JR, Girbes AR, et al. Cardiac response is greater for colloid than saline fluid loading after cardiac or vascular surgery. *Intensive Care Medicine* 2006;**32**(7):1030–8.
- Virgilio 1979** *{published data only}*
Virgilio RW, Rice CL, Smith DE, James DR, Zarins CK, Hobelmann CF, et al. Crystalloid vs. colloid resuscitation: is one better? A randomized clinical study. *Surgery* 1979;**85** (2):129–39.
- Wahba 1996** *{published data only}*
Wahba A, Sendtner E, Strotzer M, Wild K, Birnbaum DE. Fluid therapy with Ringer's solution versus Haemaccel following coronary artery bypass surgery. *Acta Anaesthesiologica Scandinavica* 1996;**40**:1227–33.
- Wills 2005** *{published data only}*
Wills BA, Nguyen MD, Ha TL, Dong TH, Tran TN, Le TT, et al. Comparison of three fluid solutions for resuscitation in dengue shock syndrome. *The New England Journal of Medicine* 2005;**353**:877–89.
- Woittiez 1997** *{published and unpublished data}*
Hondebrink Y, Jeekel L, Oude Nijhuis J, Woittiez AJJ. Restoration of colloid osmotic pressure in hypoalbuminaemic patients. *Intensive Care Medicine* 1997; **23**(supp 1):S184.
- Wu 2001** *{published data only}*
Wu J, Huang M, Tang G, Kao W, Shih H, Su C, et al. Hemodynamic response of modified fluid gelatin compared with lactated ringer's solution for volume expansion in emergency resuscitation of hypovolemic shock patients: preliminary report of a prospective, randomized trial. *World Journal of Surgery* 2001;**25**(5):598–602.
- Younes 1992** *{published data only}*
Younes RN, Aun F, Accioly CQ, Casale LP, Szajn bok I, Birolini D. Hypertonic solutions in the treatment of hypovolemic shock: a prospective, randomized study in patients admitted to the emergency room. *Surgery* 1992; **111**(4):380–5.
- Younes 1994** *{published data only}*
Younes R, Aun F, Ching C, Goldenberg D, Franco M, Miura F, et al. Prognostic factors to predict outcome following the administration of hypertonic/hyperoncotic solution in hypovolaemic patients. *Shock* 1997;**7**:79–83.
Younes RN, Aun F, Ching C, et al. Prognosis following the administration of hypertonic/hyperoncotic solutions in hypovolemic patients. SALT 6. International Conference on Hypertonic Resuscitation. Teton Village. June 2–3 1994.
- Younes 1998** *{published data only}*
Younes R, Yin K, Amino C, Itinoshe M, Rocha e Silva M, Birolini D. Use of pentastarch solution in the treatment of

patients with hemorrhagic hypovolemia: randomized phase II study in the emergency room. *World Journal of Surgery* 1998;**22**:2–5.

Zetterstrom 1981a {published data only}

Zetterstrom H, Hedstrand U. Albumin treatment following major surgery. I. Effects on plasma oncotic pressure, renal function and peripheral oedema. *Acta Anaesthesiologica Scandinavica* 1981;**25**:125–32.

Zetterstrom 1981b {published data only}

Zetterstrom H. Albumin treatment following major surgery. II. Effects on postoperative lung function and circulatory adaptation. *Acta Anaesthesiologica Scandinavica* 1981;**25**:133–41.

References to studies excluded from this review

Artru 1989 {published data only}

Artru F, Philippon B, Flachaire E, Peyrieux JC, Boissel JP, Ferry S, et al. A controlled study of Dextran 40: effect on cerebral blood flow and metabolic rates in acute head trauma. *Intensive Care Medicine* 1989;**15**(8):499–504.

Bocanegra 1966 {published data only}

Bocanegra M, Hinostrza F, Kefalides NA, Markley K, Rosenthal SM. A long-term study of early fluid therapy in severely burned adults. 3. Simultaneous comparison of saline solution alone or combined with plasma. *Journal of the American Medical Association* 1966;**195**(4):268–74.

Boldt 1996 {published data only}

Boldt J, Heesen M, Padberg W, Martin K, Hempelmann G. The influence of volume therapy and pentoxifylline infusion on circulating adhesion molecules in trauma patients. *Anaesthesia* 1996;**51**:529–35.

Boldt 2007 {published data only}

Boldt J, Schollhorn T, Munchbach J. A total balanced volume replacement strategy using a new balanced hydroxyethyl starch preparation (6% HES 130/0.42) in patients undergoing major abdominal surgery. *European Journal of Medicine* 2007;**24**:267–75.

Bothner 1998 {published data only}

Bothner U, Georgieff M, Vogt N. Assessment of the safety and tolerance of 6% hydroxyethyl starch (200/0.5) solution: a randomized, controlled epidemiology study. *Anesthesia and Analgesia* 1998;**86**:850–5.

Brehme 1993 {published data only}

Brehme S, Keysser G, Turowski A, Schmidt HH. Hemorheologic effects of hydroxyethyl starch 200/0.5, dextran 40, oxypolygelatine and full electrolyte solution over 48 hours [Hamorheologische Wirkungen von Hydroxyethylstarch 200/0,5, Dextran 40, Oxypolygelatine und Vollelektrolytlosung über 48 Stunden]. *Zeitschrift für die gesamte innere Medizin und ihre Grenzgebiete* 1993;**48**(10):506–10.

Bueno R 2004 {published data only}

Bueno R, Resende AC, Melo R, Neto VA, Stolf NA. Effects of hypertonic saline-dextran solution in cardiac valve surgery with cardiopulmonary bypass. *Annals of Thoracic Surgery* 2004;**77**(2):604–11.

Chin 2006 {published data only}

Chin Y, Macachor J, Ong KC, Ong BC. A comparison of 5% dextrose in 0.9% normal saline versus non-dextrose-containing crystalloids as the initial intravenous replacement fluid in elective surgery. *Anaesthesia and Intensive Care* 2006;**34**(5):613–7.

Golub 1994 {published data only}

Golub R, Sorrento JJ Jr, Cantu R Jr, Nierman DM, Moideen A, Stein HD. Efficacy of albumin supplementation in the surgical intensive care unit: a prospective, randomized study. *Critical Care Medicine* 1994;**22**(4):613–9.

Goslinga 1992 {published data only}

Goslinga H, Eijzenbach V, Heuvelmans JH, van de Nes JC, Kurk RM, Bezemer PD. [Individualized hemodilution in acute brain infarct using a 20% albumin solution and physiological saline solution]. *Nederlands Tijdschrift voor Geneeskunde* 1992;**136**(49):2422–8.
Goslinga H, Eijzenbach V, Heuvelmans JH, van der Laan de Vries E, Melis VM, Schmid-Schönbein H, et al. Custom-tailored hemodilution with albumin and crystalloids in acute ischemic stroke. *Stroke* 1992;**23**(2):181–8.
Goslinga H, Heuvelmans JH, Schmid-Schönbein H. Hemodilution and rehydration in acute ischemic stroke. A preliminary report on the Amsterdam Stroke Study. *Acta Medica Austriaca* 1991;**18**(Suppl 1):41–4.

Green 2008 {published data only}

Green RS, Hall RI. Con: starches are not preferable to albumin during cardiac surgery: a contrary opinion. *Journal of Cardiothoracic and Vascular Anesthesia* 2008;**22**(3):485–91.

Greenhalgh 1995 {published data only}

Greenhalgh DG, Housinger TA, Kagan RJ, Rieman M, James L, Novak S, et al. Maintenance of serum albumin levels in pediatric burn patients: a prospective, randomized trial. *Journal of Trauma* 1995;**39**(1):67–73; discussion 73–4.

Hauser 1980 {published data only}

Hauser CJ, Shoemaker WC, Turpin I, Goldberg SJ. Oxygen transport response to colloids and crystalloids in critically ill surgical patients. *Surgery* 1980;**150**(6):811–6.

Ko 2007 {published data only}

Ko JS, Kim CS, Cho HS, Choi DH. A randomized trial of crystalloid versus colloid solution for prevention of hypotension during spinal or low-dose combined spinal-epidural anesthesia for elective cesarean delivery. *International Journal of Obstetric Anesthesia* 2007;**16**(1):8–12.

Krashennnikov 2007 {published data only}

Krashennnikov SV, Levit AL, Malkova OG. Effect of various colloidal solutions on pulmonary oxygenizing function in patients with acute lung lesion. *Anestziologiya i Reanimatologiya* 2007;**3**:20–2.

Lagonidis 1995 {published data only}

Lagonidis D, Magder S. Acute volume loading with colloid vs. crystalloid after coronary artery bypass. *Intensive Care Medicine* 1992;**18**(suppl 2):S225.

- Lobo 2008** *{published data only}*
Lobo SM, Orrico SR, Queiroz MM, Contrim LM, Cury PM. Comparison of the effects of the lactated Ringer solution with and without hydroxyethyl starch fluid resuscitation on gut edema during severe splanchnic ischemia. *Brazilian Journal of Medical and Biological Research* 2008;**41**(7):634–9.
- Marhofer 1999** *{published data only}*
Marhofer P, Faryniak B, Oismuller C, Koinig H, Kapral S, Mayer N. Cardiovascular effects of 6% hetastarch and lactated Ringer's solution during spinal anaesthesia. *Regional Anesthesia and Pain Medicine* 1999;**24**:399–404.
- Mittermayr 2007** *{published data only}*
Mittermayr M, Streif W, Haas T, Fries D, Velik-Salchner C, Klingler A, et al. Hemostatic changes after crystalloid or colloid fluid administration during major orthopedic surgery: the role of fibrinogen administration. *British Journal of Anaesthesia* 2007;**105**(4):905–17.
- Mittermayr 2008** *{published data only}*
Mittermayr M, Streif W, Haas T, Fries D, Velik-Salchner C, Klingler A, et al. Effects of colloid and crystalloid solutions on endogenous activation of fibrinolysis and resistance of polymerized fibrin to recombinant tissue plasminogen activator added ex vivo. *British Journal of Anaesthesia* 2008;**100**(3):307–14.
- Niemi 2008** *{published data only}*
Niemi T, Schramko A, Kuitunen A, Kukkonen S, Suojaranta-Ylinen R. Haemodynamics and Acid-base equilibrium after cardiac surgery: comparison of rapidly degradable hydroxyethyl starch solutions and albumin. *Scandinavian Journal of Surgery* 2008;**97**(3):259–65.
- Nilsson 1980** *{published data only}*
Nilsson E, Lamke O, Liljedahl SO, Elfstrom K. Is albumin therapy worthwhile in surgery for colorectal cancer?. *Acta Chirurgica Scandinavica* 1980;**146**:619–22.
- Oliviera 2002** *{published data only}*
Oliviera RP, Weingartner R, Ribas EO, Moraes RS, Friedman G. Acute haemodynamic effects of a hypertonic saline/dextran solution in stable patients with severe sepsis. *Intensive Care Medicine* 2002;**28**(11):1574–81.
- Paton-Gay 2007** *{published data only}*
Paton-Gay JD, Brindley PG, McDermid RC. Best evidence in critical care medicine: fluid management in acute lung injury: friend or foe?. *Canadian Journal of Anesthesia* 2007;**54**(1):73–5.
- Paul 2003** *{published data only}*
Paul M, Dueck M, Joachim Herrman H, Holzki J. A randomized, controlled study of fluid management in infants and toddlers during surgery: hydroxyethyl starch 6% (HES 70/0.5) vs lactated Ringer's solution. *Paediatric Anaesthesia* 2003;**13**(7):603–8.
- Rehm 2001** *{published data only}*
Rehm M, Haller M, Orth V, Kreimeier U, Jacob M, Dressel H, et al. Changes in blood volume and hematocrit during acute preoperative volume loading with 5% albumin or 6% hetastarch solutions in patients before radical hysterectomy. *Anesthesiology* 2001;**95**(4):849–56.
- Steinberg 1989** *{published data only}*
Steinberg B, Kochs E, Bause H, Schulte am Esch J. Effects of low molecular weight hydroxyethyl starch (HES 40) in comparison with Ringer solution on oxygen tension in skeletal muscles of infected patients. *Anästhesie, Intensivtherapie, Notfallmedizin* 1989;**24**(6):377–81.
- Tiryakioglu 2008** *{published data only}*
Tiryakioglu O, Yildiz G, Vural H, Goncu T, Ozyazicioglu A, Yavuz S. Hydroxyethyl starch versus Ringer solution in cardiopulmonary bypass prime solutions (a randomized controlled trial). *Journal of Cardiothoracic Surgery* 2008;**3**(45):1–6.
- Tseng 2008** *{published data only}*
Tseng M, Hutchinson Y, Kirkpatrick P. Effects of fluid therapy following aneurysmal subarachnoid haemorrhage: a prospective clinical study. *British Journal of Neurosurgery* 2008;**22**(2):257–68.
- Valetova 2007** *{published data only}*
Valetova VV, Khudenko NV, Sakharova EA, Timerbaev VK. Role of starch preparations in the intraoperative correction of hypovolemia in patients with large-size uterine myomas. *Anesteziologiya i Reanimatologiya* 2007;**2**:31–4.
- Vercueil 2006** *{published data only}*
Vercueil A, Levett D, Grocott M. Resuscitation fluids in trauma, part II: which fluid should I give?. *Trauma* 2006;**8**(2):111–21.
- Wilkes 2001** *{published data only}*
Wilkes N, Woolf R, Mutch M, Mallett S, Peache T, Stephens R, et al. The effects of balanced versus saline-based heta-starch and crystalloid solutions on acid-base and electrolyte status and gastric mucosal perfusion in elderly surgical patients. *Anaesthesia and Analgesia* 2001;**93**(4):811–6.
- Woods 1993** *{published data only}*
Woods MS, Kelley H. Oncotic pressure, albumin and ileus: the effect of albumin replacement on postoperative ileus. *The American Surgeon* 1993;**59**:758–63.

Additional references

- Armstrong 1994**
Armstrong RF, Bullen C, Cohen SL, Singer M, Webb AR. *Critical Care Algorithms*. Oxford: Oxford University Press, 1994.
- Bickell 1994**
Bickell WH, Wall MJ, Pepe PE, Martin R, Ginger VF, Allen MK, et al. Immediate versus delayed resuscitation for hypotensive patients with penetrating torso injuries. *New England Journal of Medicine* 1994;**331**:1105–9.
- Bisonni 1991**
Bisonni RS, Holtgrave DR, Lawler F, Marley DS. Colloids versus crystalloids in fluid resuscitation: an analysis of randomized controlled trials. *Journal of Family Practice* 1991;**32**(4):387–90.

Fakhry 1995

Fakhry SM, Alexander J, Smith D, Meyer AA, Peterson HD. Regional and institutional variation in burn care. *Journal of Burn Care and Rehabilitation* 1995;**16**(1):86–90.

Gosling 1998

Gosling P. Newer synthetic colloids should not be abandoned. *BMJ* 1998;**317**:277.

Higgins 2008

Higgins JPT, Green S (editors). Cochrane Handbook for Systematic Reviews of Interventions. *Version 5.0.1 [updated September 2008]. The Cochrane Collaboration, 2008. Available from www.cochrane-handbook.org.*

Oxman 1994

Oxman AD, Cook DJ, Guyatt GH. User's guide to the medical literature. VI. How to use an overview. *Journal of the American Medical Association* 1994;**272**:1367–71.

Velanovich 1989

Velanovich V. Crystalloid versus colloid fluid resuscitation: a meta-analysis of mortality. *Surgery* 1989;**105**(1):65–71.

Vermeulen 1995

Vermeulen LC, Ratko TA, Erstad BL, Brecher ME, Matuszewski KA. A paradigm for consensus. The University

Hospital Consortium guidelines for the use of albumin, nonprotein colloid, and crystalloid solutions. *Archives of Internal Medicine* 1995;**155**(4):373–9.

Victorian DUAC 1991

Subcommittee of the Victorian Drug Usage Advisory Committee. Human albumin solutions: an audit of use in three major metropolitan hospitals. *Medical Journal of Australia* 1991;**154**(10):657–60.

Yim 1995

Yim JM, Vermeulen LC, Erstad BL, Matuszewski KA, Burnett DA, Vlasses PH. Albumin and nonprotein colloid solution use in US academic health centers. *Archives of Internal Medicine* 1995;**155**(22):2450–5.

References to other published versions of this review**Schierhout 1998**

Schierhout G, Roberts I. Fluid resuscitation with colloids or crystalloid solutions in critically ill patients: a systematic review of randomised controlled trials. *BMJ* 1998;**316**:961–4.

* *Indicates the major publication for the study*

CHARACTERISTICS OF STUDIES

Characteristics of included studies [ordered by study ID]

Boldt 1986

Methods	Randomised controlled trial, using sealed opaque envelopes. Information on allocation concealment was obtained on contact with the authors. Blinding and loss to follow up not mentioned.
Participants	55 patients undergoing elective aorta-coronary bypass surgery. Exclusion criteria were ejection fraction < 50% and LVEDP > 15 mmHg
Interventions	<ol style="list-style-type: none"> 1. 300ml 20% human albumin solution (n = 15). 2. 500ml 3% hydroxyethyl starch (n = 13). 3. 500ml 3.5% gelatin (n = 14). 4. No colloid (n = 13).
Outcomes	Haemodynamic variables were measured. Deaths not reported.
Notes	Follow up until discharge from intensive care.

Risk of bias

Item	Authors' judgement	Description
Allocation concealment?	Unclear	Unclear

Boldt 1993

Methods	Randomised controlled trial. Allocation concealment by sealed opaque envelopes (information from author). Blinding and loss to follow up not mentioned.
Participants	75 males undergoing elective aortocoronary bypass grafting, who had a pulmonary capillary wedge pressure of less than 5 mmHg after induction of anaesthesia
Interventions	<ol style="list-style-type: none"> 1. 5% albumin (n = 15). 2. 6% HES, mean molecular weight 450,000 (n = 15). 3. 6% HES, mean molecular weight 200,000 (n = 15). 4. 3.5% gelatin (n = 15). 5. No colloid (n = 15). Fluid used through operation and on intensive care post-op.
Outcomes	Deaths not reported, author confirmed there were no deaths.
Notes	Follow up to 1 day.

Boldt 1993 (Continued)

<i>Risk of bias</i>		
Item	Authors' judgement	Description
Allocation concealment?	Unclear	Unclear

Boldt 2001

Methods	Randomised controlled trial, using a closed-envelope system.	
Participants	100 patients undergoing major abdominal surgery.	
Interventions	<ol style="list-style-type: none"> 1. Ringer's lactate (n = 25). 2. 6% HES, mean molecular weight 200kDa, degree of substitution 0.5 (n = 25). 3. 6% HES, mean molecular weight 130kDa, degree of substitution 0.4 (n = 25). 4. 4% modified fluid gelatin, molecular weight 35kDA (n = 25). 	
Outcomes	Deaths. Orthostatic problems. Haemodynamics and laboratory data. Fluid input and output. Costs.	
Notes	Follow-up period unclear.	

Risk of bias

Item	Authors' judgement	Description
Allocation concealment?	Unclear	Unclear

Boutros 1979

Methods	Randomised controlled trial ("randomly divided"). Method of allocation concealment not described. Blinding not mentioned. No loss to follow up.	
Participants	24 people undergoing major operative procedures on the abdominal aorta	
Interventions	<ol style="list-style-type: none"> 1. Albumin in 5% dextrose (n = 7). 2. 5% dextrose and Ringer's lactate (n = 8). 3. 5% dextrose in 0.45% saline (n = 9). Allocated fluids were used on admission to ICU, following surgery, guided by PAWP. Whole blood also given if clinically needed	
Outcomes	Deaths reported.	

Boutros 1979 (Continued)

Notes	Follow up to discharge from hospital.	
Risk of bias		
Item	Authors' judgement	Description
Allocation concealment?	Unclear	Unclear

Bowser-Wallace 1986

Methods	Quasi-randomised controlled trial (allocation by alternation). Blinding not mentioned. No loss to follow up.	
Participants	Admitted for burns of 30% or more. Age range 5 months to 21 years. Excluded if already given more than half calculated daily requirement before reaching hospital	
Interventions	<ol style="list-style-type: none"> 2ml/kg/%burn Ringer's lactate over 24 hrs, then 0.5ml plasmanate/kg/%burn over 24 hrs plus 5% dextrose (n = 19). 2ml/kg/%burn hypertonic lactated saline over 24 hrs, then 0.6ml/kg/%burn hypertonic lactated saline over 24 hrs plus oral Haldane's solution (n = 19). IV fluids stopped at 48 hrs (n = 19).	
Outcomes	Deaths reported. Fluid and electrolytes given, weight, haematocrit.	
Notes	Follow up to 5 days.	
Risk of bias		
Item	Authors' judgement	Description
Allocation concealment?	No	Inadequate.

Brunkhorst 2008

Methods	Multicenter, randomised control study. Blinding not mentioned. Use of a two-by-two factorial, open label study design	
Participants	Critically ill patients with severe sepsis or septic shock of at least 18 years of age. Excluded if onset of symptoms commenced more than 24 hours before admission to the ICU, if the symptoms commenced more than 12 hours after onset in the ICU or if patient had received more than 1000 ml of HES in the 24 hours before randomisation	

Brunkhorst 2008 (Continued)

Interventions	1. 10% Pentastarch/HES (200/0.5) (n = 262) 2. Modified Ringer's Lactate (n = 275)	
Outcomes	Deaths reported at 28 and 90 days. 90 day mortality rate was cited as it marked the end of the follow-up period	
Notes		
<i>Risk of bias</i>		
Item	Authors' judgement	Description
Allocation concealment?	Unclear	Unclear

Chavez-Negrete 1991

Methods	Randomised controlled trial (allocation by "random numbers"). Blinding not mentioned. No loss to follow up.	
Participants	Adults admitted to an emergency room with acute gastrointestinal haemorrhage, systolic blood pressure 90 mmHg or less for up to 1 hr and normal electrocardiograph. Excluded if pregnant or had renal, cardiac or neurological disease	
Interventions	1. Initial infusion of 250ml 7.5% saline/6% Dextran 60 given IV (16 patients) or intraosseous (n = 10). 2. Initial IV infusion of 250ml Ringer's lactate (n = 23). Resuscitation continued with red cells, 0.9% saline and Dextran 40 according to clinical judgement	
Outcomes	Death. Haemodynamic variables.	
Notes	Follow up to 24 hours.	
<i>Risk of bias</i>		
Item	Authors' judgement	Description
Allocation concealment?	Unclear	Unclear.

Cifra 2003

Methods	Quasi-randomised controlled trial (allocation by alternation). Allocation concealment not reported. Blinding not reported. No loss to follow up.
Participants	27 children with dengue shock syndrome. Exclusion criteria included: Other severe infection, protein-deficient abnormalities, bleeding diathesis, patients who have been given multiple plasma substitutes
Interventions	1. 6% Haes-Steril (n = 11). 2. Ringer's Lactate (n = 16). One patient from group 1 and three from group 2 were excluded because they needed inotropic support and multiple plasma substitute
Outcomes	Duration of control of shock. Recurrence of shock. Length of ICU stay. Death not reported as an outcome but they reported that 4 patients died
Notes	Length of follow up not reported but all outcomes were in-hospital

Risk of bias

Item	Authors' judgement	Description
Allocation concealment?	Unclear	Not used

Dawidson 1991

Methods	Randomised controlled trial (allocation by drawing a card from a deck). Blinding not mentioned. No loss to follow up.
Participants	Adults undergoing elective abdominal aortic surgery. No exclusions mentioned.
Interventions	1. 3% Dextran 70 in Ringer's lactate (n = 10). 2. IV Ringer's lactate (n = 10). Fluid used during and for 24 hrs after operation, guided by haemodynamic variables
Outcomes	Death. Volume transfused, weight change, haemodynamic variables.
Notes	Follow up to discharge from hospital.

Risk of bias

Item	Authors' judgement	Description
------	--------------------	-------------

Dawidson 1991 (Continued)

Allocation concealment?	No	Inadequate
-------------------------	----	------------

Dehne 2001

Methods	Randomised controlled trial; allocation by sealed envelope assignment
Participants	60 male patients (of American Society of Anesthesiologists physical status 1 or 2) scheduled for middle ear surgery
Interventions	<ol style="list-style-type: none"> 1. Lactated Ringer's solution (n = 15). 2. 6% HES: molecular weight 200kD, degree of substitution 0.5 (n = 15). 3. 6% HES: molecular weight 200kD, degree of substitution 0.60-0.66 (n = 15). 4. 6% HES: molecular weight 450kD, degree of substitution 0.7 (n = 15).
Outcomes	Deaths not stated but 'all' patients discharged 10-14 days after surgery; therefore no deaths. Central venous pressure. Urine output. Blood osmolality. Urine osmolality.
Notes	Follow up two days.

Risk of bias

Item	Authors' judgement	Description
Allocation concealment?	Unclear	Unclear

Eleftheriadis 1995

Methods	Patients "randomizedly distributed". Blinding not mentioned. Unable to assess loss to follow up.
Participants	Participants were undergoing coronary artery bypass surgery.
Interventions	<ol style="list-style-type: none"> 1. 6% hydroxyethyl starch. 2. 3.5% gelatin. 3. Ringer's lactate. Allocated fluid was used in the post-operative period only guided by mean arterial pressure
Outcomes	Deaths were not reported. Haemodynamic variables.
Notes	Follow up period unspecified.

Eleftheriadis 1995 (Continued)

<i>Risk of bias</i>		
Item	Authors' judgement	Description
Allocation concealment?	Unclear	Unclear

Ernest 1999

Methods	Randomised controlled trial, allocation concealment not described. No blinding. No loss to follow up mentioned.
Participants	Patients with a clinical diagnosis of sepsis.
Interventions	1. 5% albumin (n = 9). 2. 0.9% saline (n = 9). Volume of infusion guided by PAWP.
Outcomes	Haemodynamic variables and volume measurements. Deaths not reported.
Notes	Follow up to immediately after infusion.

Risk of bias

Item	Authors' judgement	Description
Allocation concealment?	Unclear	Unclear

Evans 1996

Methods	Quasi-randomised trial (allocation by day of the week). Blinding not mentioned. No loss to follow up.
Participants	Aged 16 or more, admitted with trauma to an emergency centre within 2 hours after injury, only crystalloid as a pre-hospital infusion. Excluded if had underlying illness likely to affect clotting
Interventions	1. IV haemaccel (n = 11). 2. IV Ringer's lactate (n = 14). Fluid was used until vital signs were stable.
Outcomes	Deaths from author. Clotting variables.

Evans 1996 (Continued)

Notes	Follow up period unspecified.	
Risk of bias		
Item	Authors' judgement	Description
Allocation concealment?	No	Inadequate

Evans 2003

Methods	Randomised controlled trial. Allocation concealment not reported. Blinding methods not reported. Loss to follow up not reported.	
Participants	55 patients undergoing primary unilateral total hip replacement. Exclusion criteria were pre-existing defect in platelet function or on aspirin that could not be stopped for 2 weeks prior to the operation	
Interventions	<ol style="list-style-type: none"> 1. 4.5% Albumin (n = 13). 2. Gelofusine (n = 14). 3. Haemaccel (n = 14). 4. 0.9% Saline (n = 14). 	
Outcomes	Haemostatic parameters. Death not reported.	
Notes	Length of follow up not reported but all outcomes were in-hospital	
Risk of bias		
Item	Authors' judgement	Description
Allocation concealment?	Unclear	Unclear

Fries 2004

Methods	Randomised controlled trial. (Patients "randomly" received crystalloid or colloids.) Method of allocation concealment not reported. Blinding not reported. Loss to follow up not reported.	
Participants	60 patients undergoing knee replacement surgery. Exclusion criteria were contraindication for regional anaesthesia, known allergies or haemostatic disorders	

Fries 2004 (Continued)

Interventions	1. HES (n = 20). 2. Modified gelatin (n = 20). 3. Ringer's solution (n = 20). Groups 1 and 2 also received a basis of Ringer's solution infusion	
Outcomes	Coagulation parameters. Death not reported.	
Notes	Length of follow up not reported but all outcomes were in-hospital measures	
Risk of bias		
Item	Authors' judgement	Description
Allocation concealment?	Unclear	Unclear

Gallagher 1985

Methods	Randomised controlled trial. Method of allocation concealment not described. Author contacted - allocation concealment by computerised system - patient details were entered before treatment assignment was revealed. Blinding not mentioned. No loss to follow up.	
Participants	Patients after coronary artery bypass graft surgery. Exclusions: patients with significant left main coronary artery stenosis, poor left ventricular function or poor pulmonary function	
Interventions	1. IV 5% albumin (n = 5). 2. IV 6% hydroxyethyl starch (n = 5). 3. IV Ringer's lactate (n = 5). Fluid used from admission to intensive care post op, guided by PAWP. RBC given if needed. Five patients received 5% albumin. Five patients received lactated Ringer's	
Outcomes	Deaths were not reported. Author contacted and confirmed that there were no deaths in any group. Haemodynamic data.	
Notes	Follow up to 1 day.	
Risk of bias		
Item	Authors' judgement	Description
Allocation concealment?	Yes	Adequate

Goodwin 1983

Methods	Randomised controlled trial - assigned by "random numbers table". Method of allocation concealment unclear. Blinding not mentioned. No loss to follow up.
Participants	79 previously healthy young adults admitted with burns. No exclusion criteria reported.
Interventions	1. 2.5% albumin in Ringer's lactate (n = 40). 2. Ringer's lactate (n = 39). Fluids on day 1 guided by haemodynamic variable. On day 2, given at 0.3-0.5ml/kg/%burn, then 5% dextrose
Outcomes	Deaths reported. Lung water in some. Infections.
Notes	Follow up to discharge from hospital.

Risk of bias

Item	Authors' judgement	Description
Allocation concealment?	Unclear	Unclear

Grundmann 1982

Methods	Randomised controlled trial. Method of allocation concealment unclear. Blinding not mentioned. No loss to follow up.
Participants	20 people undergoing partial gastrectomy. The average age was 50 years (range 19-84). No exclusion criteria reported.
Interventions	1. Colloid group received human albumin solution (n = 14). 2. Details of crystalloid were not reported (n = 6). Allocated fluid was continued for 4 days after operation.
Outcomes	Deaths reported. Volumes of fluid given. Haemodynamic variables.
Notes	Follow up to discharge from hospital.

Risk of bias

Grundmann 1982 (Continued)

Item	Authors' judgement	Description
Allocation concealment?	Unclear	Unclear

Guo 2003

Methods	Randomised controlled trial. Allocation concealment not reported. Blinding not reported. No loss to follow up reported.
Participants	42 patients undergoing elective cytoreductive surgery for ovarian cancer. Exclusion criteria included: preoperative anaemia, allergic response to HES or perioperative administration of cardiovascular agents. 2 patients randomised but excluded because of use of cardiovascular agents
Interventions	1. Ringer's Lactate (n = 20). 2. 6% HES (n = 20).
Outcomes	Splanchnic perfusion. Death not reported but in results authors mentioned that "all patients were discharged."
Notes	Follow up to discharge from hospital.

Risk of bias

Item	Authors' judgement	Description
Allocation concealment?	Unclear	Unclear

Hall 1978

Methods	Quasi-randomised controlled trial (participants were stratified by age, extent of burn and aetiology, and then allocated by alternation). Blinding not mentioned. No loss to follow up.
Participants	Burns covering more than 10% of the body surface (for children), and more than 15% of the body surface (for adults). No exclusions mentioned.
Interventions	1. 120ml/%burn IV 6% Dextran 70 in 0.9% saline over 48 hrs plus oral water or IV 5% dextrose for 'metabolic requirements' (n = 86). 2. 4ml/kg/%burn IV Ringer's lactate over 24 hrs, then 10% of initial body weight of fluid over 24 hrs plus oral water (n = 86).

Hall 1978 (Continued)

Outcomes	Death. Fluid given, haemodynamic variables.	
Notes	Follow up to discharge from hospital.	
<i>Risk of bias</i>		
Item	Authors' judgement	Description
Allocation concealment?	No	Inadequate

Hartmann 1993

Methods	Randomised controlled trial (method of allocation unclear). Blinding not mentioned. No loss to follow up.	
Participants	Adults undergoing major abdominal surgery. Exclusions: cardiorespiratory dysfunction, uraemia, diabetes, taking steroids, anticoagulants or diuretics	
Interventions	<ol style="list-style-type: none"> 1. IV Dextran 70 in saline (concentration not given) with 2.5% dextrose (n = 15). 2. IV saline (concentration not given) with 2.5% dextrose (n = 14). Both groups given red cells, plasma, Dextran 70 and crystalloids during the operation as decided by the clinician. Post-operative fluids according to the trial group guided by tissue oxygen tension to the end of resuscitation	
Outcomes	Death not reported. Fluid given, haemodynamic variables.	
Notes	Follow up to 7 days.	
<i>Risk of bias</i>		
Item	Authors' judgement	Description
Allocation concealment?	Unclear	Unclear

Jelenko 1978

Methods	Randomised controlled trial, method of allocation concealment unclear. Blinding not mentioned. No loss to follow up.	
Participants	19 people with burns covering more than 20% of body surface.	

Jelenko 1978 (Continued)

Interventions	<ol style="list-style-type: none"> 1. 12.5% albumin in hypertonic saline (240MeQ Na+, 120 MeQ chloride, 120 MeQ lactate), (n = 7). 2. Hypertonic saline (240MeQ Na+, 120 MeQ chloride, 120 MeQ lactate). (n = 5). 3. Ringer's lactate (n = 7). <p>Allocated fluid was used, guided by haemodynamic variables, to the end of resuscitation</p>	
Outcomes	<p>Deaths reported. Haemodynamic variables.</p>	
Notes	<p>Follow up to end of resuscitation.</p>	
<i>Risk of bias</i>		
Item	Authors' judgement	Description
Allocation concealment?	Unclear	Unclear

Karanko 1987

Methods	<p>Randomised controlled trial. Description of allocation procedure unclear. Blinding not mentioned. No loss to follow up.</p>	
Participants	<p>32 adult men scheduled for coronary artery bypass surgery. Exclusions: left ventricular ejection fraction under 40%, abnormal lung function</p>	
Interventions	<ol style="list-style-type: none"> 1. Colloid group received 6% dextran 70 (n = 14). 2. Ringer's lactate (n = 18). <p>Allocated fluid was used to the end of resuscitation.</p>	
Outcomes	<p>Deaths reported. Haemodynamic variables. Lung water.</p>	
Notes	<p>Follow up 2 weeks.</p>	
<i>Risk of bias</i>		
Item	Authors' judgement	Description
Allocation concealment?	Unclear	Unclear

Lang 2001

Methods	Randomised controlled trial, using a closed-envelope system.
Participants	42 patients scheduled for elective major abdominal surgery.
Interventions	1. Lactated Ringer's (n = 21). 2. 6% HES, molecular weight 139kD, degree of substitution 0.4 (n = 21).
Outcomes	Deaths. Haemodynamics and laboratory data. Tissue oxygenation. Volume input and output.
Notes	Follow up period unclear.

Risk of bias

Item	Authors' judgement	Description
Allocation concealment?	Yes	Adequate

Lang 2003

Methods	Randomised controlled trial. Allocation concealment not clearly reported ("Closed envelope system"). Blinding method not reported ("...treatment in the ICU was performed by physicians who were blinded to the study")
Participants	36 patients undergoing elective major abdominal surgery. Exclusion criteria included:myocardial failure, renal insufficiency, severe pulmonary disease, liver dysfunction, diabetes mellitus, steroid therapy, pre-existing viral or bacterial infection and known allergic reactions to starch preparations
Interventions	1. 6% HES (n = 18). 2. Ringer's Lactate (n = 18). Additional crystalloid solutions were supplied to equalize insensible fluid loss or as a solvent for drugs in group 1
Outcomes	Pro- and anti-inflammatory cytokines. All patients survived.
Notes	Length of follow up not reported but all outcomes were in-hospital measures

Risk of bias

Item	Authors' judgement	Description
Allocation concealment?	Unclear	Unclear

Ley 1990

Methods	Randomised controlled trial. Method of allocation concealment unclear. Assessment of chest x-ray blinded. No loss to follow up.	
Participants	21 people undergoing coronary artery bypass grafting or valve surgery	
Interventions	1. 6% hetastarch up to 1.5L then 5% plasma protein fraction (n = 11). 2. 0.9% saline (n = 10). Allocated fluid was used for post-operative fluid resuscitation	
Outcomes	Deaths were not reported. Pulmonary and peripheral oedema. Haemodynamic variables.	
Notes	Follow up to discharge.	
<i>Risk of bias</i>		
Item	Authors' judgement	Description
Allocation concealment?	Unclear	Unclear

Lowe 1977

Methods	Randomised controlled trial, allocation by sealed envelopes. Blinding not mentioned. No loss to follow up.	
Participants	Participants with serious trauma.	
Interventions	1. 25% albumin in Ringer's lactate (n = 77). 2. Ringer's lactate (n = 94). Allocated fluid was used throughout the pre- and intra-operative period	
Outcomes	Deaths reported.	
Notes	Follow up to 5 days post-operatively. Data on the 30 participants with chest injuries who were left out of the Lowe 1977 report, but included in Moss 1981, have been included in the meta-analysis	
<i>Risk of bias</i>		
Item	Authors' judgement	Description
Allocation concealment?	Unclear	Unclear

Lucas 1978

Methods	Randomised controlled trial. Randomisation was based on the last digit of each patient's case number
Participants	52 seriously injured patients.
Interventions	<ol style="list-style-type: none"> 1. Standard resuscitation regimen ('balanced electrolyte', blood, fresh frozen plasma) plus salt poor albumin, maximum 150g during surgery and 150g per day for the next 5 days (n = 27). 2. Standard resuscitation regimen as above (n = 25).
Outcomes	Deaths reported in some patients.
Notes	In the final report of 94 randomised patients deaths were not reported. However, in this preliminary report of 52 injured patients deaths were reported

Risk of bias

Item	Authors' judgement	Description
Allocation concealment?	No	Inadequate

Maitland 2005

Methods	Randomised controlled trial. Open label. Random allocation was assigned by the use of sealed cards. No loss to follow up.
Participants	159 children with severe malaria and metabolic acidosis. Exclusion criteria included pulmonary oedema, oedematous malnutrition or papilledema
Interventions	<p>Severe acidosis</p> <ol style="list-style-type: none"> 1. 4.5% Albumin (n = 23). 2. 0.9% Saline (n = 26). <p>Moderate acidosis</p> <ol style="list-style-type: none"> 1. 4.5% Albumin (n = 33). 2. 0.9% Saline (n = 35). 3. Control (n = 33).
Outcomes	Reduction in base deficit. Neurological sequelae. Death reported.
Notes	Length of follow up not reported but all outcomes were in-hospital measures

Risk of bias

Item	Authors' judgement	Description
------	--------------------	-------------

Maitland 2005 (Continued)

Allocation concealment?	Unclear	Unclear
-------------------------	---------	---------

Mattox 1991

Methods	Quasi-randomised, allocation by alternation. Double-blind. 2 patients excluded from the analysis as code of fluid lost.
Participants	Participants were pre-hospital trauma victims attended to by emergency personnel within an hour of injury, who had systolic blood pressure of 90 mmHg or less and were 16 years or older. 72% of participants had sustained penetrating trauma
Interventions	1. 250 mL Dextran-70 in 7.5% NaCl (n = 211). 2. 250 mL Ringer's lactate, saline or plasmalyte (n = 211). Allocated fluid was for initial pre-hospital resuscitation only
Outcomes	Deaths reported.
Notes	Follow up to hospital discharge or transfer.

Risk of bias

Item	Authors' judgement	Description
Allocation concealment?	No	Inadequate

Mazher 1998

Methods	Patients 'randomized'. Blinding of care givers by use of pharmacy prepared solutions. No loss to follow up.
Participants	Patients undergoing elective coronary artery surgery. Exclusions: age over 75, ejection fraction under 35%, creatinine over 135umol/L, ACE inhibitors
Interventions	1. 5mL/kg polygeline (n = 10). 2. 5mL/kg 7.2% saline (n = 10). Allocated fluid given post-op over one hour. All patients subsequently receive polygeline and red blood cells
Outcomes	Haemodynamic variables. Death.
Notes	Follow up to discharge from intensive care.

Risk of bias

Mazher 1998 (Continued)

Item	Authors' judgement	Description
Allocation concealment?	Unclear	Unclear

McNulty 1993

Methods	Randomised controlled trial. Method of allocation concealment not described. Blinding not mentioned. No loss to follow up.
Participants	Patients following elective cardiopulmonary bypass.
Interventions	1. 5% albumin and cell-saved blood (n = 14). 2. Plasmalyte and cell-saved blood (n = 14). Allocated fluid used as part of fluid volume replacement.
Outcomes	Deaths not reported. Study was designed to look at the effect of protein infusion on the accuracy of a haematocrit measuring device
Notes	Length of follow up unspecified.

Risk of bias

Item	Authors' judgement	Description
Allocation concealment?	Unclear	Unclear

Metildi 1984

Methods	Randomised controlled trial. Blinding not mentioned. No loss to follow up.
Participants	Participants were admissions to an intensive care and a trauma unit with adult respiratory distress syndrome and established pulmonary failure. Included both trauma and non-trauma patients
Interventions	1. 5% salt-poor albumin (n = 20). 2. Ringer's lactate (n = 26). Allocated fluid was used throughout resuscitation, and if an operation was required the allocated fluid was used for volume replacement before and during the operation
Outcomes	Deaths reported. Haemodynamic variables.
Notes	Follow up to discharge.

Metildi 1984 (Continued)

<i>Risk of bias</i>		
Item	Authors' judgement	Description
Allocation concealment?	Unclear	Unclear

Modig 1983

Methods	Quasi-randomised controlled trial, allocation by admission date. Blinding not mentioned. No loss to follow up.
Participants	Participants were trauma admissions to an emergency department with a systolic blood pressure of less than 70mmHg. Age range was 20-58 years
Interventions	1. Dextran-70 in Ringer's lactate (n = 12). 2. Ringer's lactate (n = 11). Allocated fluids were given as the initial resuscitation fluid on admission to the emergency department, and continued as needed until after the 6th day when major reconstructive surgery was undertaken
Outcomes	Deaths reported. Development of respiratory distress syndrome.
Notes	Follow up to definitive reconstructive surgery.

Risk of bias

Item	Authors' judgement	Description
Allocation concealment?	No	Inadequate

Moretti 2003

Methods	Randomised controlled trial. Allocation concealment method not clearly reported ("Patients randomized...by using a closed-envelope technique"). Blinding method not clearly reported ("Researchers were unaware of the patient's randomization"). No loss to follow up.
Participants	90 adult patients undergoing major elective general, gynaecological, orthopedic or urologic surgery with an anticipated blood loss > 500 ml. Exclusion criteria included age < 16 years, coagulopathy, renal or hepatic dysfunction and congestive heart failure
Interventions	1. Hetastarch-Normal Saline (n = 30). 2. Hetastarch-Balanced Salt (n = 30). 3. Ringer's Lactate (n = 30).

Moretti 2003 (Continued)

Outcomes	Postoperative nausea and vomiting. Death not reported.	
Notes	Follow up to discharge.	
Risk of bias		
Item	Authors' judgement	Description
Allocation concealment?	Unclear	Unclear

Nagy 1993

Methods	Randomised controlled trial, contact with author showed it was an open label study. Blinding not mentioned. No loss to follow up.	
Participants	Participants were adult admissions to a trauma unit, with measurable systolic blood pressure less than 90 mmHg	
Interventions	<ol style="list-style-type: none"> 1. Pentastarch in 0.9% NaCl (n = 21). 2. Ringer's lactate (n = 20). Allocated fluid was used throughout resuscitation with the exception that colloid patients received a maximum 4L of pentastarch, after which Ringer's lactate was given	
Outcomes	Deaths were not reported. Haemodynamic variables.	
Notes	Follow up to discharge.	
Risk of bias		
Item	Authors' judgement	Description
Allocation concealment?	No	Inadequate

Ngo 2001

Methods	Randomised controlled trial, opaque envelopes containing only treatment pack number	
Participants	230 children with dengue shock syndrome.	
Interventions	<ol style="list-style-type: none"> 1. Dextran 70 (n = 55). 2. 3% gelatin (n = 56). 3. Lactated Ringer's (n = 55). 	

Ngo 2001 (Continued)

	4. 'Normal' saline (n = 56).	
Outcomes	Initial pulse recovery time. Occurrence of timing and subsequent episodes of shock. Fall in haematocrit. Volume of fluid administered till recovery. Complications. And noted that there were no deaths in any group	
Notes	Follow up period unclear.	
Risk of bias		
Item	Authors' judgement	Description
Allocation concealment?	Yes	Adequate

Nielsen 1985

Methods	Randomised controlled trial. Method of allocation concealment not described. Blinding not mentioned. No loss to follow up.	
Participants	26 patients admitted for reconstructive surgery of the abdominal aorta	
Interventions	1. Whole blood, crystalloid plus 80g albumin on the day of the operation, and 20g per day for the next 3 days. Albumin given as 100mL 20% human albumin solution (n = 13). 2. Whole blood and crystalloid, type not specified (n = 13).	
Outcomes	Deaths not reported. Author when contacted confirmed that there were no deaths in either group	
Notes	Length of follow up 4 days.	
Risk of bias		
Item	Authors' judgement	Description
Allocation concealment?	Unclear	Unclear

Pockaj 1994

Methods	Randomised controlled trial, allocation concealment unclear. Blinding not mentioned. Loss to follow up 18/54 in colloid group, 13/53 in saline group	
Participants	Participants required fluid resuscitation as a result of vascular leak syndrome associated with Interleukin-2 therapy for metastatic cancer	
Interventions	<ol style="list-style-type: none"> 250 mL boluses of 5% albumin in saline (n = 36 reported). 250 mL boluses of 0.9% normal saline (n = 40 reported). Boluses guided by haemodynamic variables. Both groups also received 0.45% saline with 10mmol/L KCl	
Outcomes	Deaths. Toxic effects of chemotherapy. Haemodynamic variables.	
Notes		
<i>Risk of bias</i>		
Item	Authors' judgement	Description
Allocation concealment?	Unclear	Unclear

Prien 1990

Methods	Randomised controlled trial. Blinding not mentioned. No loss to follow up.	
Participants	Participants were undergoing modified Whipple's operation.	
Interventions	<ol style="list-style-type: none"> 10% hydroxyethyl starch in 0.9% saline plus plasma protein fraction if requirements > 20mL/kg (n = 6). 20% human albumin solution (n = 6). Ringer's lactate. Allocated fluid was administered intra-operatively only.	
Outcomes	Deaths. Intestinal oedema formation.	
Notes	Follow up period was unspecified.	
<i>Risk of bias</i>		
Item	Authors' judgement	Description
Allocation concealment?	Unclear	Unclear

Rackow 1983

Methods	Randomised controlled trial, allocation concealment unclear. Blinding not mentioned. No loss to follow up.
Participants	Participants were aged 54 to 97, and had any one of the following pre-determined indicators of shock: systolic blood pressure of 90 mmHg or less, a cardiac index of less than 2.2 L./min.m ² , a serum arterial lactate greater than 18mg/dl and WP less than 15mmHg
Interventions	<ol style="list-style-type: none"> 1. 6% hydroxyethyl starch (n = 9). 2. 5% albumin (n = 9). 3. 0.9% saline (n = 8). Allocated fluid was given as needed until the end of resuscitation
Outcomes	Deaths reported. Fluid balance.
Notes	Follow up to discharge from hospital.

Risk of bias

Item	Authors' judgement	Description
Allocation concealment?	Unclear	Unclear

Rocha e Silva 1994

Methods	Randomised controlled trial.
Participants	Participants were admissions to the emergency room, with a systolic blood pressure of 90 mmHg or less and were 16 years of age or older
Interventions	Colloid group received 6% dextran-70 in 7.5% NaCl; crystalloid group received Ringer's lactate. Allocated fluid was used for the first intravenous infusion only
Outcomes	Death was the main outcome measure, but the data are unpublished
Notes	Follow up to 30 days. By April 1994, 125 patients had been entered into the study

Risk of bias

Item	Authors' judgement	Description
Allocation concealment?	Unclear	Unclear

SAFE 2004

Methods	Randomised controlled trial. Randomisation by minimisation algorithm accessed through secure website	
Participants	Patients aged 18 years and above admitted to closed multidisciplinary intensive care units in 16 tertiary hospitals in Australia over 19-month period	
Interventions	<ol style="list-style-type: none"> 1. 4% albumin (Albumex, CSL) (n = 3499). 2. Normal saline (n = 3501). 	
Outcomes	Death. Patients with new single or multiple-organ failure. Mean number of days: in ICU, in hospital, on mechanical ventilation, on renal replacement therapy	
Notes	Follow up to 28 days.	
<i>Risk of bias</i>		
Item	Authors' judgement	Description
Allocation concealment?	Yes	Adequate

Shah 1977

Methods	Randomised controlled trial. Allocation by sealed envelope. Blinding not mentioned. No loss to follow up.	
Participants	Patients with severe, multiple trauma and a systolic blood pressure of less than 90mmHg. All patients were adults and both sexes were included	
Interventions	<ol style="list-style-type: none"> 1. 5% salt-poor albumin in Ringer's lactate (n = 9). 2. Ringer's lactate (n = 11). Volume infused guided by physiological parameters.	
Outcomes	Death reported. Haemodynamic variables.	
Notes	Length of follow up not stated.	
<i>Risk of bias</i>		
Item	Authors' judgement	Description
Allocation concealment?	Unclear	Unclear

Shires 1983

Methods	Patients 'assigned randomly'. Blinding not mentioned. No loss to follow up.
Participants	People undergoing aortic reconstruction surgery. No exclusion criteria mentioned.
Interventions	1. Plasmanate (n = 9). 2. Ringer's lactate (n = 9). Allocated fluid used guided by haemodynamic variables until the first postoperative morning. All patients then received 0.45% saline
Outcomes	Lung water. Haemodynamic variables. Death.
Notes	Follow up to two days post-op.

Risk of bias

Item	Authors' judgement	Description
Allocation concealment?	Unclear	Unclear

Siriex 1999

Methods	Patients "randomly assigned". Blinding not described. Two patients excluded after randomisation due to arrhythmias on giving the fluid (both in hypertonic saline group)
Participants	Patients undergoing mitral valve repair. Exclusions: LVEF < 0.4, systolic PAP > 50mmHg, coagulation disorders, creatinine >150mmol/L, electrolyte imbalance, diabetes, previous atrial fibrillation lasting > 1 year
Interventions	1. 250mL 7.2% hypertonic saline, 6%HES (n = 8). 2. 250mL 7.2% hypertonic saline (n = 10). 3. 250mL 6% HES (n = 8). Fluid given over 15mins, 1 hour after admission to post-op intensive care
Outcomes	Haemodynamic variables. Deaths reported. Side effects (2 had severe hypotension in group 2 and 1 in group 1; arrhythmias in 1 patient in group 1, 3 in group 2 and 1 in group 3)
Notes	Follow up to discharge from hospital (all within 10 days).

Risk of bias

Siriex 1999 (Continued)

Item	Authors' judgement	Description
Allocation concealment?	Unclear	Unclear

Skillman 1975

Methods	Randomised controlled trial, allocation concealment unclear. Blinding not mentioned. No loss to follow up.
Participants	Participants were undergoing elective abdominal reconstructive surgery
Interventions	1. 25% salt-poor albumin 1g/kg and 5% albumin 1L (n = 7). 2. Ringer's lactate. Allocated fluid was given intra-operatively. All patients received crystalloids only for pre-loading before surgery
Outcomes	Deaths were not reported.
Notes	

Risk of bias

Item	Authors' judgement	Description
Allocation concealment?	Unclear	Unclear

Tollofsrud 1995

Methods	Randomised controlled trial, allocation by sealed envelopes. Blinding not mentioned. No loss to follow up.
Participants	Participants were adult patients in need of volume replacement during and after coronary artery bypass surgery
Interventions	1. Haemaccel (n = 10). 2. Dextran 70 (n = 10). 3. Albumin 40 (n = 10). 4. Ringer's lactate (n = 10). Allocated fluid was used throughout resuscitation.
Outcomes	Deaths reported. Fluid balance.
Notes	Follow up to 48 hours.

Tollofsrud 1995 (Continued)

<i>Risk of bias</i>		
Item	Authors' judgement	Description
Allocation concealment?	Unclear	Unclear

Tollofsrud 1998

Methods	Randomised controlled trial, allocation by sealed envelope. Described as double blind, no loss to follow up mentioned
Participants	Patients with three vessel coronary artery disease undergoing elective coronary artery surgery. Exclusions: LVEF < 0.4, ventricular aneurysm, significant arrhythmia, diabetes, renal failure, lung disease
Interventions	<ol style="list-style-type: none"> 4mL/kg of 75mg/mL hypertonic saline in dextran 70 60mg/mL over 30 mins (n = 10). Same volume and rate of isotonic saline (n = 10). Fluid given just after surgery while still in operating theatre. Ringer's lactate for additional fluid
Outcomes	Fluid balance. Haemodynamic variables. Deaths not reported.
Notes	Follow up to 48 hours.

Risk of bias

Item	Authors' judgement	Description
Allocation concealment?	Unclear	Unclear

Upadhyay 2004

Methods	Open label randomised trial. Allocation by sealed envelope. No loss to follow up mentioned.
Participants	60 patients with septic shock aged 1 month to 12 years. Exclusion criteria: age less than one month, multiorgan failure and immunodeficiency states
Interventions	<ol style="list-style-type: none"> Normal saline (n = 31). Polymer from degraded gelatin in saline (gelatin) (n = 29).
Outcomes	Haemodynamic data. Death reported.
Notes	Length of follow up not reported but all outcomes were in-hospital measures

<i>Risk of bias</i>		
Item	Authors' judgement	Description
Allocation concealment?	Unclear	Unclear

Vassar 1990

Methods	Randomised controlled trial, allocation concealment unclear. Double blind study (solutions prepared in identical containers). No loss to follow up.
Participants	Participants were emergency department admissions with trauma and a systolic blood pressure below 80mmHg and were 18 years or older. Pregnant women and people with preexisting cardiac, hepatic or renal disease were excluded
Interventions	1. 6% dextran 70 in 7.5% saline (n = 23). 2. Ringer's lactate (n = 24). Allocated fluids were given as the initial resuscitation in the emergency department. Additional isotonic crystalloids (Ringer's lactate) were given as needed
Outcomes	Deaths reported. Haemodynamic variables.
Notes	Follow up to hospital discharge.

Risk of bias

Item	Authors' judgement	Description
Allocation concealment?	Unclear	Unclear

Vassar 1991

Methods	Randomised controlled trial, allocation by randomised sequence of coded containers. Double blind study. No loss to follow up.
Participants	Participants were pre-hospital trauma cases undergoing helicopter transport to an emergency centre, with a systolic blood pressure of 100mmHg or less and were 18 years or older. Exclusions: preexisting cardiac renal, hepatic or neurological disease. Peripheral oedema
Interventions	1. 4.2% dextran 70 in 7.5% saline or 6% dextran 70 in 7.5% saline (n = 83). 2. Ringer's lactate (n = 83). Fluids were given as the initial resuscitation fluid in the pre-hospital setting. Supplemental isotonic fluids were given at the discretion of the flight nurses

Vassar 1991 (Continued)

Outcomes	Deaths reported. Haemodynamic variables.	
Notes	Follow up to discharge. Allocation was to 4.2% dextran-70; to 6% dextran-70; or to crystalloid; for the calculation of the summary effect measure, the two dextran groups are combined	
Risk of bias		
Item	Authors' judgement	Description
Allocation concealment?	Yes	Adequate

Vassar 1993a

Methods	Randomised controlled blind trial, allocation concealed by random sequence of identical containers. Double blind study. 36 people excluded post randomisation as deemed not to have met eligibility criteria. No loss to follow up.	
Participants	Participants, who were undergoing ambulance transport to an emergency centre, had systolic blood pressure 90 mmHg or less, and were 18 years or older. Exclusions: asystolic, undergoing CPR, lack sinus complex on ECG, more than 2 hours after trauma, pregnant, preexisting seizures, bleeding disorder, hepatic, cardiac or renal disease	
Interventions	<ol style="list-style-type: none"> 1. 6% dextran 70 in 7.5% saline (n = 89). 2. 7.5% saline (n = 85). 3. 0.9% saline (n = 84). Participants received 250mL of the allocated fluid in the pre-hospital setting. Additional isotonic crystalloids were given as needed	
Outcomes	Deaths reported. Haemodynamic variables. Trauma scores.	
Notes	Follow up was to discharge from hospital.	
Risk of bias		
Item	Authors' judgement	Description
Allocation concealment?	Yes	Adequate

Vassar 1993b

Methods	Randomised controlled trial, allocation concealed by sequential use of coded identical containers. Double blind study. 39/233 patients excluded as deemed not to meet eligibility criteria, unclear from which groups
Participants	Participants were pre-hospital trauma cases undergoing helicopter transport to an emergency centre, had a systolic blood pressure of 100mmHg or less and were 18 years or older. Exclusions: asystolic, undergoing CPR, lack sinus complex on ECG, more than 2 hours after trauma, pregnant, preexisting seizures, bleeding disorder, hepatic, cardiac or renal disease
Interventions	<ol style="list-style-type: none"> 1. 12% dextran 70 in 7.5% saline (n = 49). 2. 6% dextran 70 in 7.5% saline (n = 50). 3. 7.5% saline (n = 50). 4. Ringer's lactate (n = 45). Participants received 250mL of the allocated fluid in the pre-hospital setting. Additional isotonic crystalloids were given as needed
Outcomes	Deaths reported. Haemodynamic variables. Trauma scores and neurological outcome scores.
Notes	Follow up to hospital discharge.

Risk of bias

Item	Authors' judgement	Description
Allocation concealment?	Yes	Adequate

Verheij 2006

Methods	Randomised controlled trial. Allocation concealment by "the sealed envelope method". Blinding method not reported. No loss to follow up.
Participants	67 patients with presumed hypovolemia after cardiac and major vascular surgery. Exclusion criteria; age > 79 years and known anaphylactoid reaction to colloids
Interventions	<ol style="list-style-type: none"> 1. Saline (n = 16). 2. Gelatin (n = 16). 3. HES (n = 16). 4. Albumin (n = 16).
Outcomes	Haemodynamic data. Death not reported.
Notes	Length of follow up not reported but all outcomes were in-hospital measures

<i>Risk of bias</i>		
Item	Authors' judgement	Description
Allocation concealment?	Unclear	Unclear

Virgilio 1979

Methods	Allocation "by random number". Blinding not mentioned. No loss to follow up.
Participants	Participants were undergoing abdominal aortic surgery.
Interventions	1. 5% albumin (n = 15). 2. Ringer's lactate (n = 14). Allocated fluid was used during operation for maintenance of pre-defined physiological parameters, and the resuscitation was continued with the allocated fluid until the day following the operation. This was followed by 5% dextrose in half-normal saline, with potassium chloride as needed
Outcomes	Deaths reported.
Notes	Follow up two and a half weeks.

Risk of bias

Item	Authors' judgement	Description
Allocation concealment?	Unclear	Unclear

Wahba 1996

Methods	Patients "randomly allocated". Blinding not mentioned. Two patients excluded as they required reoperation for bleeding
Participants	22 adult patients in need of volume replacement following coronary artery bypass surgery. Exclusions: abnormal left ventricular function, platelet active medication or heparin
Interventions	1. Haemaccel (n = 10). 2. Ringer's lactate (n = 10). Allocated fluid was used from the time of admission to intensive care following operation, to the end of resuscitation
Outcomes	Deaths reported. Pulmonary oedema.

Wahba 1996 (Continued)

Notes	Follow up to discharge.	
Risk of bias		
Item	Authors' judgement	Description
Allocation concealment?	Unclear	Unclear

Wills 2005

Methods	Randomised controlled study. Allocation concealed by specially prepared cardboard containers. Method of blinding not mentioned. No loss to follow up.	
Participants	512 children with Dengue shock syndrome aged 2 to 15 years.	
Interventions	Children with immoderately severe shock were randomised to the three interventions: <ol style="list-style-type: none"> 1. Ringer's lactate (n = 128). 2. 6 percent dextran 70 (n = 126). 3. 6 percent hydroxyethyl starch 200/0.5 (n = 129). Children with severe shock were randomized only to either of the two colloids interventions: <ol style="list-style-type: none"> 1. 6 percent dextran 70 (n = 67). 2. 6 percent hydroxyethyl starch 200/0.5 (n = 62). 	
Outcomes	Requirement for supplemental intervention with rescue colloid. Time taken to achieve initial cardiovascular stability. Time taken to achieve sustained cardiovascular stability. Volume required. Change in the Hematocrit. Days in hospital. One death reported but not specified in which group.	
Notes	Length of follow up not clear.	
Risk of bias		
Item	Authors' judgement	Description
Allocation concealment?	Yes	Adequate

Woittiez 1997

Methods	Randomised controlled trial, allocation concealment by sealed opaque envelopes. No information on blinding or loss to follow up.
Participants	60 patients who had developed hypoalbuminaemia (< 20g/l) after major surgery. 2 patients died after randomisation and before treatment started. They were excluded from the analysis
Interventions	1. saline (500ml/24 hr) (n = 16). 2. albumin 20% (300 ml/24h) (n = 15). 3. HES 10% (500ml/24h) for 3 days (n = 27). Aim was to restore colloid osmotic pressure.
Outcomes	Changes in fluid balance, serum albumin, COP and clinical signs of oedema were followed daily. Death rates supplied by the author.
Notes	Length of follow up unspecified.

Risk of bias

Item	Authors' judgement	Description
Allocation concealment?	Unclear	Unclear

Wu 2001

Methods	Randomised controlled trial. No details given of randomisation method
Participants	41 adolescent or adult patients in emergency room suffering from shock
Interventions	1. 4% modified fluid gelatin: succinated gelatin 40g/L, sodium chloride 7g/L, sodium hydroxide 1.36g/L (n = 18). 2. Lactated Ringer's (n = 16).
Outcomes	Death. Haemodynamic variables.
Notes	Not intention-to-treat: five patients who received blood transfusion and two who had surgery within the first hour of resuscitation were dropped from the analysis. Length of follow up not clear.

Risk of bias

Item	Authors' judgement	Description
Allocation concealment?	Unclear	Unclear

Younes 1992

Methods	Randomised “in a double blind fashion”. Blinding by use of similar bottles. No loss to follow up.
Participants	Participants were emergency department admissions, who had a systolic blood pressure of less than 80mmHg and were 19 years and older. Exclusions: pregnant, preexisting cardiac or metabolic disease
Interventions	1. 6% dextran 70 in 7.5% saline (n = 35). 2. 7.5% saline (n = 35). 3. 0.9% saline (n = 35). Allocated fluid was for initial bolus of 250mL, followed by isotonic crystalloids as needed
Outcomes	Deaths reported. Fluid balance.
Notes	Follow up to discharge from hospital.

Risk of bias

Item	Authors' judgement	Description
Allocation concealment?	Unclear	Unclear

Younes 1994

Methods	Trial conducted in a “double blind randomised fashion”. Blinding by use of coded, identical containers.
Participants	Participants were trauma admissions to the emergency room requiring treatment for haemorrhagic hypovolaemia; all were over 15 years old. Exclusions: pregnant, cardiac or renal failure, cardiac arrest on arrival
Interventions	1. 6% dextran 70 in 7.5% saline (n = 101). 2. 0.9% saline (n = 111). Allocated fluid was for the first intravenous infusion only.
Outcomes	Deaths reported. Complications.
Notes	Follow up period was 30 days.

Risk of bias

Item	Authors' judgement	Description
Allocation concealment?	Unclear	Unclear

Younes 1998

Methods	Randomised controlled trial, allocation by sealed envelope. Blinding not mentioned, no apparent loss to follow up	
Participants	Trauma patients with systolic blood pressure <90mmHg admitted to the emergency room, with no previous treatment	
Interventions	<ol style="list-style-type: none"> 1. 10% pentastarch (n = 12). 2. 0.9% saline (n = 11). Fluid given in 250mL boluses until systolic blood pressure > 100mmHg	
Outcomes	Deaths reported. No complications reported in either group.	
Notes	Follow up to 24 hours.	
<i>Risk of bias</i>		
Item	Authors' judgement	Description
Allocation concealment?	Unclear	Unclear

Zetterstrom 1981a

Methods	The patients were randomly divided into two groups. Allocation concealment was by sealed opaque envelopes (information supplied by author). Blinding not mentioned. No loss to follow up.	
Participants	Adult patients undergoing elective major abdominal surgery.	
Interventions	<ol style="list-style-type: none"> 1. Standard volume replacement regimen (1L Dextran 70 then up to 4 units of RBC with electrolyte, then whole blood or RBC with plasma; post-op patients were given crystalloids and whole blood) plus 20% human albumin solution 100ml at end of operation, 200-300ml on same day, then 200ml on first post-op day, then 100ml for next 3 days (n = 15). 2. Standard volume replacement regimen as above (n = 15). 	
Outcomes	Deaths reported. Haemodynamic variables.	
Notes	Length of follow up unspecified.	
<i>Risk of bias</i>		
Item	Authors' judgement	Description
Allocation concealment?	Unclear	Unclear

Zetterstrom 1981b

Methods	The patients were randomly divided into two groups. Allocation concealment was by sealed opaque envelopes (information supplied by author). Blinding not mentioned. No loss to follow up.
Participants	18 patients who had undergone elective abdominal aortic surgery. No exclusions mentioned.
Interventions	1. 5% human albumin solution (n = 9). 2. Ringer's lactate solution (n = 9). Administration guided by pulmonary arterial occlusion pressure
Outcomes	Deaths reported. Haemodynamic variables.
Notes	Follow up to discharge from hospital.

Risk of bias

Item	Authors' judgement	Description
Allocation concealment?	Unclear	Unclear

COP = colloid osmotic pressure

HES = hydroxyethylstarch

LVEDP = left ventricular end diastolic pressure

LVEF = left ventricular ejection fraction

PAP = pulmonary artery pressure

PAWP = pulmonary artery wedge pressure

RBC = red blood cells

WP = wedge pressure

Characteristics of excluded studies [ordered by study ID]

Study	Reason for exclusion
Artru 1989	Intervention to control intracranial pressure not directed at fluid resuscitation
Bocanegra 1966	This study contained two quasi-randomised comparisons of colloid with glucose and plasma/saline with saline. In both studies, the control solution was only given IV if the patient was in coma or shock. It was therefore not a reasonable comparison of colloid and crystalloid
Boldt 1996	All groups received some colloid.

(Continued)

Boldt 2007	Comparison was not between colloids and crystalloids, rather two different colloid solutions
Bothner 1998	Participants were having minor elective surgery, therefore not considered to be critically ill
Breheme 1993	Intervention directed at haemodilution, not at volume replacement
Bueno R 2004	The participants had elective surgery.
Chin 2006	Participants were undergoing elective surgery, therefore not considered to be critically ill
Golub 1994	Albumin given solely as a nutritional supplement.
Goslinga 1992	Intervention directed at haemodilution, not volume replacement
Green 2008	Article is a review.
Greenhalgh 1995	Intervention directed at the maintenance of serum albumin levels, not for volume replacement
Hauser 1980	Cross-over trial.
Ko 2007	Comparison of crystalloids and colloids as preloading solutions
Krashennnikov 2007	Not a randomised controlled trial.
Lagonidis 1995	Intervention was pre-loading for coronary artery bypass surgery
Lobo 2008	Experiment conducted on rabbits.
Marhofer 1999	Trial of fluid for preloading before spinal anaesthesia.
Mittermayr 2007	Patients were undergoing elective surgery.
Mittermayr 2008	Outcome was the change in concentration of tissue-type plasminogen activator
Niemi 2008	Solutions were used for pump priming.
Nilsson 1980	Albumin given as a nutritional supplement.
Oliviera 2002	The participants had sepsis.
Paton-Gay 2007	The outcome was non-relevant to comparing crystalloids and colloids
Paul 2003	The participants had elective surgery.
Rehm 2001	Two colloids (albumin and hetastarch) compared.
Steinberg 1989	Cross-over trial.

(Continued)

Tiryakioglu 2008	Patients were undergoing elective surgery and not considered critically ill. Also, the solutions were used as priming solutions
Tseng 2008	Crystalloid and colloid treatment was not randomised.
Valetova 2007	Patients were randomised depending upon their treatment not prior to treatment
Vercueil 2006	Article is a review.
Wilkes 2001	One group received saline plus hetastarch; the other received 'balanced' fluid plus hetastarch. Thus, each group received both a colloid and a crystalloid. This conflicts with the purpose our review which compares patients who had one of these with patients who had the other
Woods 1993	This quasi-randomised trial looked at albumin supplementation in post operative patients, with the aim of maintaining the serum albumin. Since the main aim of giving albumin was not to replace volume, the study was excluded

DATA AND ANALYSES

Comparison 1. colloid versus crystalloid (add-on colloid)

Outcome or subgroup title	No. of studies	No. of participants	Statistical method	Effect size
1 deaths	47		Risk Ratio (M-H, Fixed, 95% CI)	Subtotals only
1.1 albumin or PPF	23	7754	Risk Ratio (M-H, Fixed, 95% CI)	1.01 [0.92, 1.10]
1.2 hydroxyethyl starch	17	1172	Risk Ratio (M-H, Fixed, 95% CI)	1.18 [0.96, 1.44]
1.3 modified gelatin	11	506	Risk Ratio (M-H, Fixed, 95% CI)	0.91 [0.49, 1.72]
1.4 dextran	9	834	Risk Ratio (M-H, Fixed, 95% CI)	1.24 [0.94, 1.65]

Comparison 2. colloid and hypertonic crystalloid versus isotonic crystalloid

Outcome or subgroup title	No. of studies	No. of participants	Statistical method	Effect size
1 deaths	9		Risk Ratio (M-H, Fixed, 95% CI)	Subtotals only
1.1 albumin or PPF	1	14	Risk Ratio (M-H, Fixed, 95% CI)	0.5 [0.06, 4.33]
1.2 hydroxyethyl starch	0	0	Risk Ratio (M-H, Fixed, 95% CI)	Not estimable
1.3 modified gelatin	0	0	Risk Ratio (M-H, Fixed, 95% CI)	Not estimable
1.4 dextran	8	1283	Risk Ratio (M-H, Fixed, 95% CI)	0.88 [0.74, 1.05]

Comparison 3. colloid versus hypertonic crystalloid

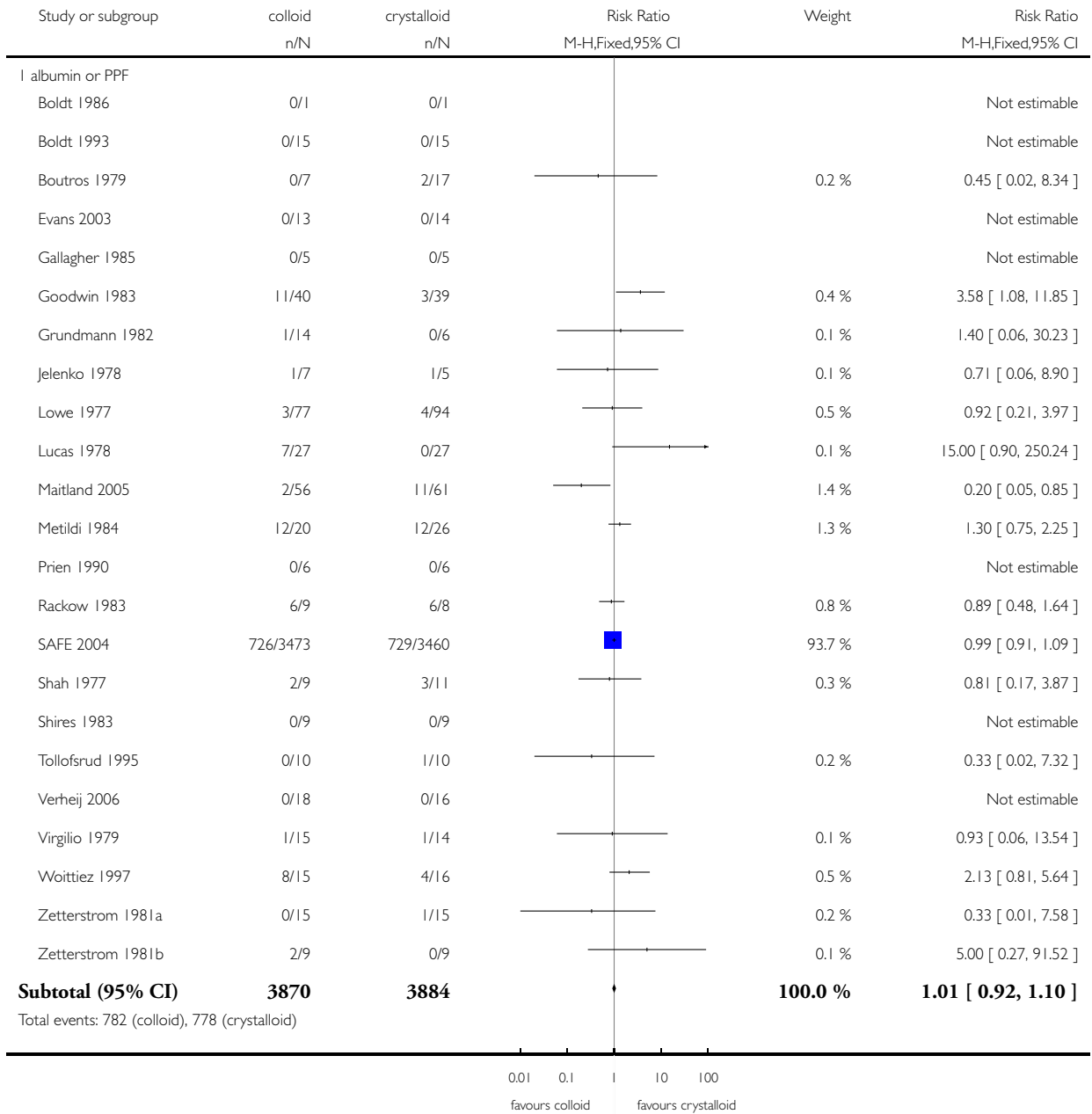
Outcome or subgroup title	No. of studies	No. of participants	Statistical method	Effect size
1 deaths	3		Risk Ratio (M-H, Fixed, 95% CI)	Subtotals only
1.1 albumin or PPF	1	38	Risk Ratio (M-H, Fixed, 95% CI)	7.0 [0.39, 126.92]
1.2 hydroxyethyl starch	1	16	Risk Ratio (M-H, Fixed, 95% CI)	Not estimable
1.3 modified gelatin	1	20	Risk Ratio (M-H, Fixed, 95% CI)	Not estimable
1.4 dextran	0	0	Risk Ratio (M-H, Fixed, 95% CI)	Not estimable

Analysis 1.1. Comparison 1 colloid versus crystalloid (add-on colloid), Outcome 1 deaths.

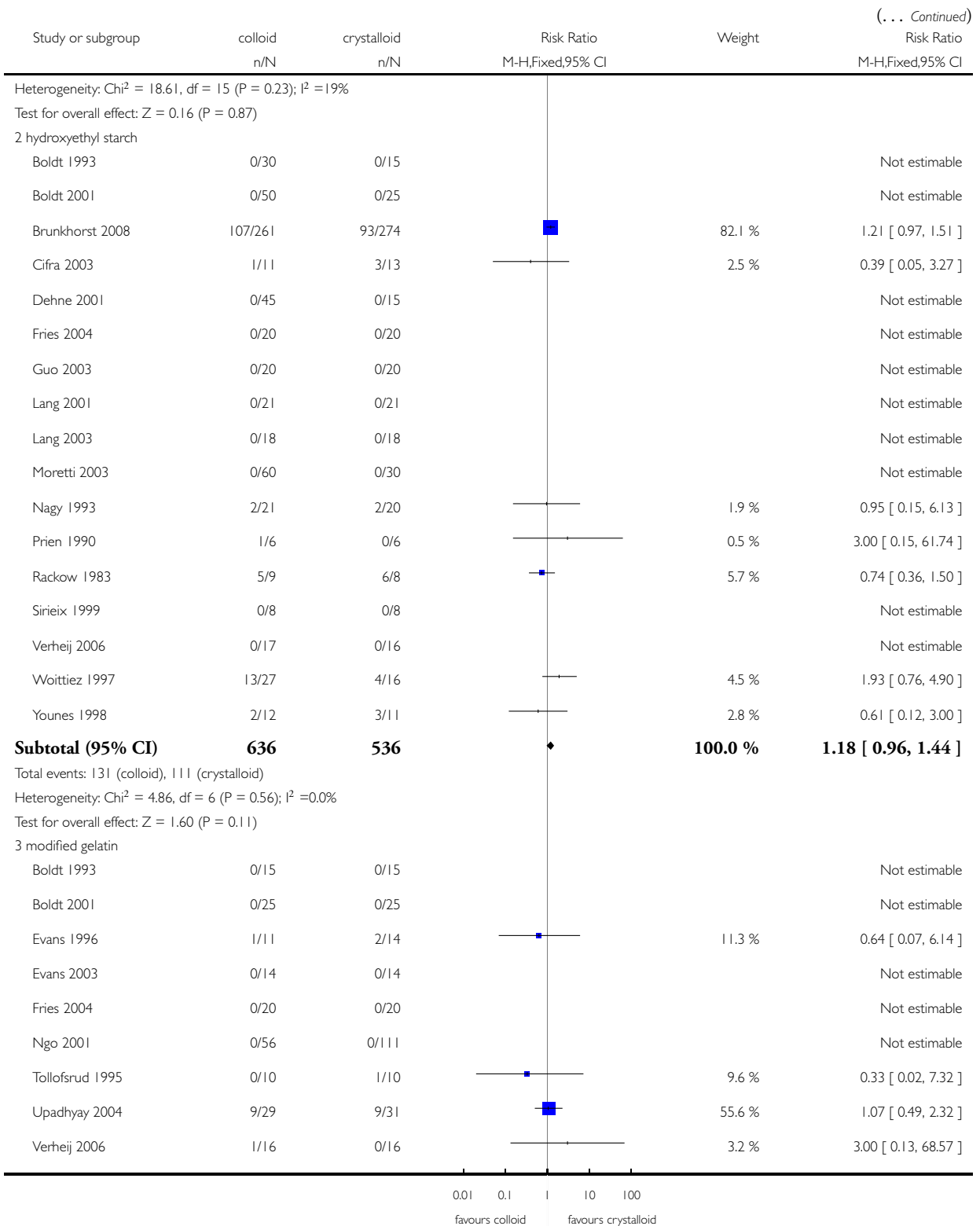
Review: Colloids versus crystalloids for fluid resuscitation in critically ill patients

Comparison: 1 colloid versus crystalloid (add-on colloid)

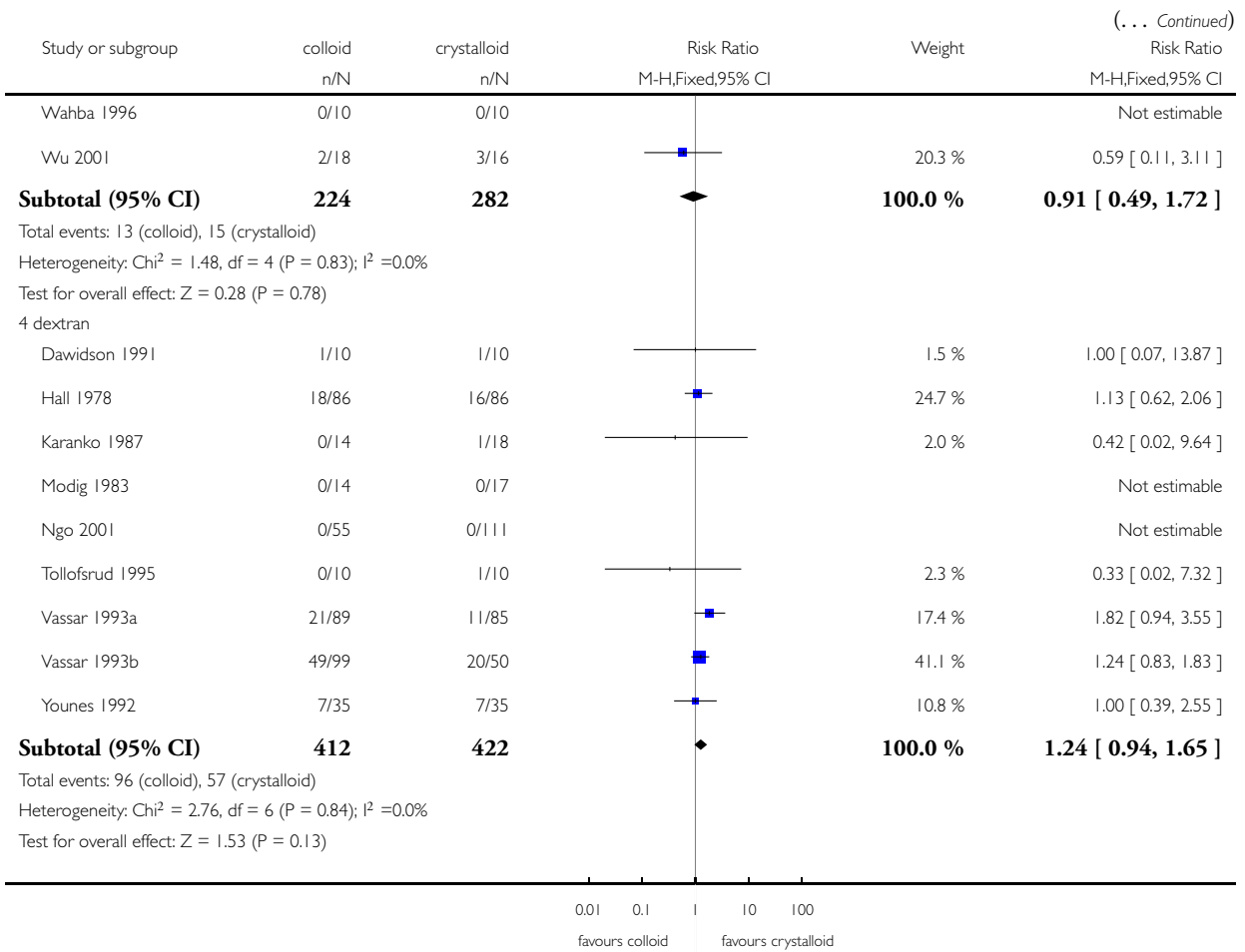
Outcome: 1 deaths



(Continued ...)



(Continued . . .)

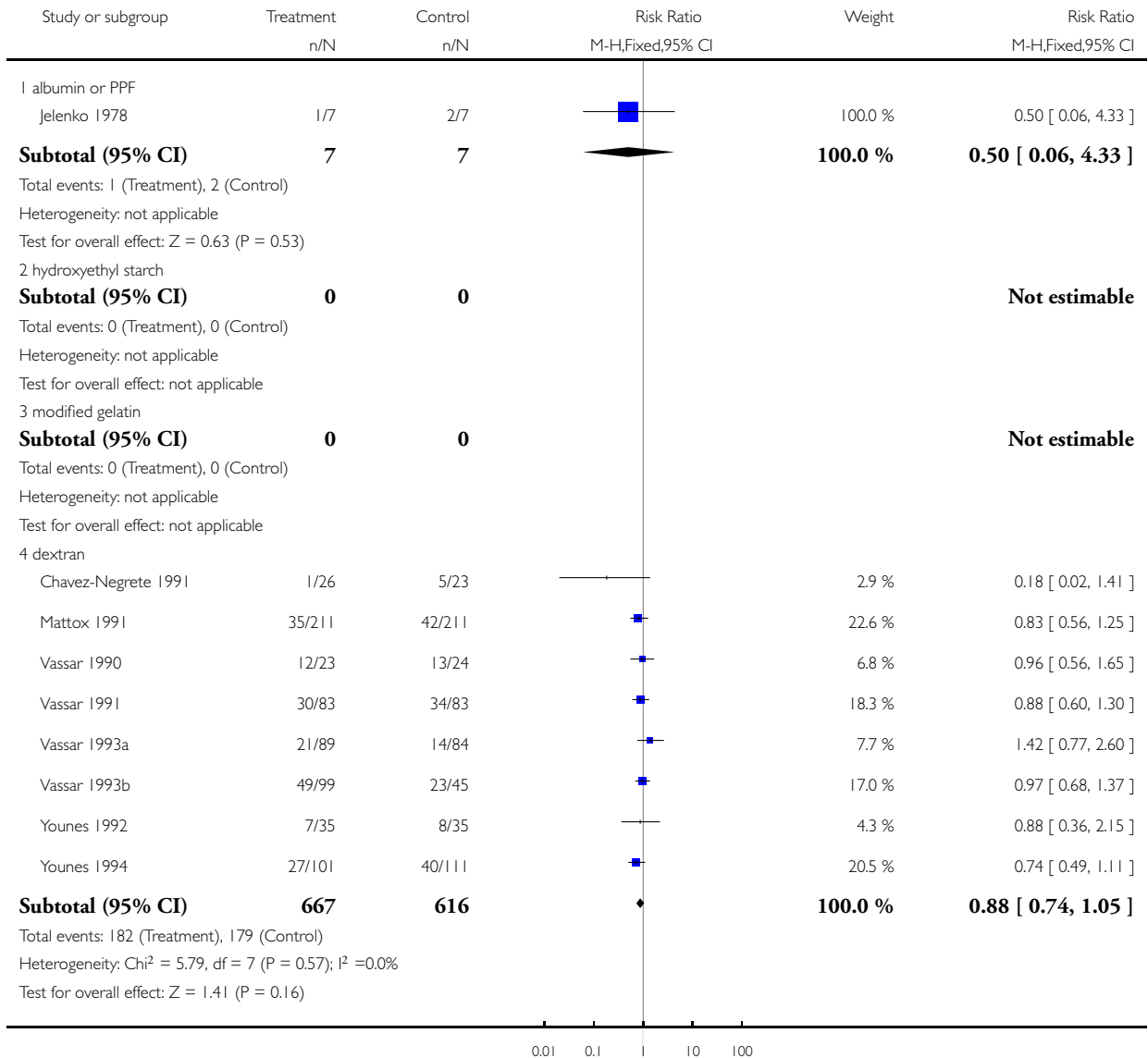


Analysis 2.1. Comparison 2 colloid and hypertonic crystalloid versus isotonic crystalloid, Outcome 1 deaths.

Review: Colloids versus crystalloids for fluid resuscitation in critically ill patients

Comparison: 2 colloid and hypertonic crystalloid versus isotonic crystalloid

Outcome: 1 deaths




Analysis 3.1. Comparison 3 colloid versus hypertonic crystalloid, Outcome 1 deaths.

Review: Colloids versus crystalloids for fluid resuscitation in critically ill patients

Comparison: 3 colloid versus hypertonic crystalloid

Outcome: 1 deaths



APPENDICES

Appendix I. Search strategy

Cochrane Injuries Group's Specialised Register (searched 30 Sept 2008), PubMed (searched 30 September; last three months), Controlled Trials metaRegister (www.controlled-trials.com) (searched 30 Sept 2008)

colloid* or hydrocolloid* or crystalloid*

MEDLINE 1950 to Sept 2008, EMBASE 1980 to Sept 2008

- 1.exp Fluid Therapy/
- 2.exp Rehydration Solutions/
- 3.exp Colloids/
- 4.exp Plasma Substitutes/
- 5.exp Plasma/
- 6.exp Serum/
- 7.exp Albumins/
- 8.exp Isotonic Solutions/
- 9.exp Hetastarch/
- 10.((fluid\$ or volume or plasma or rehydrat\$ or blood or oral) adj3 (replace\$ or therap\$ or substitut\$ or restorat\$ or resuscitat\$ or rehydrat\$)).ab,ti.
- 11.((fluid\$ or volume or plasma or rehydrat\$ or blood or oral) adj3 (challenge or perfusion or volume or intravenous or shock)).ti,ab.
- 12.(isotonic saline solution\$ or Blood substitute\$ or blood expander\$ or plasma volume expander\$ or volume expander\$).mp. [mp=title, original title, abstract, name of substance word, subject heading word]
- 13.(colloid\$ or crystalloid\$ or albumin\$ or albumen\$ or plasma\$ or starch\$ or dextran\$ or gelofus\$ or hemacel\$ or haemacel\$ or hydrocolloid\$ or serum\$ or hetastarch or isotonic or ringer\$ or gelatin\$ or gentran\$ or pentastarch\$ or pentaspan\$ or hartman or sodium or potassium or salin\$ or hypertonic or hypotonic or hemodilution or haemodilution or ringer lactatae).ti.
- 14.or/1-13
- 15.randomi?ed.ab.
- 16.randomized controlled trial.pt.
- 17.controlled clinical trial.pt.
- 18.placebo.ab.
- 19.clinical trials as topic.sh.
- 20.randomly.ab.
- 21.trial.ti.
- 22.or/15-21
- 23.humans.sh.
- 24.22 and 23
- 25.14 and 24
- 26.colloid* or hydrocolloid* or crystalloid*
- 27.exp Colloids/
- 28.26 or 27
- 29.25 and 28

ISI Web of Science: Science Citation Index Expanded (SCI-EXPANDED) 1970 to Sept 2008, ISI Web of Science: Conference Proceedings Citation Index- Science (CPCI-S) 1990 to Sept 2008

Topic=(colloid* or hydrocolloid*) AND Topic=(crystalloid*) AND Topic=(randomised OR randomized OR randomly OR random order OR random sequence OR random allocation OR randomly allocated OR at random OR randomized controlled trial* OR controlled clinical trial* OR randomized controlled trial*) NOT Topic=(animal model* OR Animal* OR Animal Experiment* OR Animal disease model* OR Laboratory Animal*)

CENTRAL (The Cochrane Library Issue 3, 2008), National Research Register (to 2006, Issue 4)

#1MeSH descriptor Albumins explode all trees

#2MeSH descriptor Plasma Substitutes explode all trees

#3MeSH descriptor Plasma explode all trees
 #4MeSH descriptor Plasma Volume explode all trees
 #5MeSH descriptor Fluid Therapy explode all trees
 #6MeSH descriptor Colloids explode all trees
 #7(#1 OR #2 OR #3 OR #4 OR #5 OR #6)
 #8(crystalloid* or ringer* or hartman* or sodium* or potassium* or salin*):ti or (crystalloid* or ringer* or hartman* or sodium* or potassium* or salin*):ab
 #9Isotonic saline solution* OR Blood substitute* OR blood expander* OR plasma volume expander* OR volume expander*
 #10(colloid* OR crystalloid* OR albumin* OR albumen* OR plasma OR starch* OR dextran* OR gelofus* OR hemaccel* OR haemaccel* OR OR serum OR hetastarch OR isotonic OR ringer* OR gelatin* OR gentran* OR pentastarch* OR pentaspan* OR hartman OR sodium OR potassium OR saline):ti
 #11(fluid* OR volume OR plasma OR rehydrat* OR blood OR oral) AND (replace* OR therapy OR substitut* OR restorat* OR resuscitat* OR rehydrat*):ab
 #12MeSH descriptor Rehydration Solutions explode all trees
 #13MeSH descriptor Serum explode all trees
 #14MeSH descriptor Isotonic Solutions explode all trees
 #15MeSH descriptor Hetastarch explode all trees
 #16(#1 OR #2 OR #2 OR #4 OR #5 OR #6 OR #7 OR #8 OR #9 OR #10 OR #11 OR #12 OR #13 OR #14 OR #15)
 #17MeSH descriptor Colloids explode all trees
 #18colloid* OR crystalloid* OR hydrocolloid*
 #19#17 OR #18
 #20#16 AND #19

WHAT'S NEW

Last assessed as up-to-date: 29 September 2008.

Date	Event	Description
17 April 2009	New search has been performed	April 2009 An updated search for new trials was conducted in October 2008. One new study was included (Brunkhorst 2008). The analysis, results and discussion sections have been revised accordingly

HISTORY

Protocol first published: Issue 4, 1997

Review first published: Issue 4, 1997

Date	Event	Description
16 July 2008	Amended	Converted to new review format.

(Continued)

1 July 2007	New search has been performed	August 2007 An updated search for new trials was conducted in December 2006. Ten new studies were included (Evans 2003, Cifra 2003, Fries 2004, Guo 2003, Lang 2003, Maitland 2005, Moretti 2003, Upadhyay 2004, Verheij 2006, Wills 2005). The analysis, results and discussion sections have been revised accordingly
-------------	-------------------------------	--

CONTRIBUTIONS OF AUTHORS

July 2007

PP and IR examined trials for inclusion or exclusion, reaching agreement by discussion. PP and IR extracted data from the new studies. PP amended the text of the review.

April 2009

IR and MP examined trials for inclusion or exclusion, reaching agreement by discussion. IR and MP extracted data from the new study. MP amended the text of the review. PP edited the final version.

DECLARATIONS OF INTEREST

None known.

SOURCES OF SUPPORT

Internal sources

- Institute of Child Health, University of London, UK.
- UK Cochrane Centre, NHS R&D Programme, UK.

External sources

- NHS R&D Programme: Mother and Child Health, UK.
- Cochrane Review Incentive Scheme, Department of Health, UK.

INDEX TERMS

Medical Subject Headings (MeSH)

*Rehydration Solutions; Colloids [*therapeutic use]; Critical Illness [*therapy]; Fluid Therapy [*methods]; Plasma Substitutes [*therapeutic use]; Randomized Controlled Trials as Topic; Resuscitation [methods]

MeSH check words

Humans