













STUDY PROTOCOL

UKMenCar4: A cross-sectional survey of asymptomatic meningococcal carriage amongst UK adolescents at a period of low invasive meningococcal disease incidence [version 1; peer review: 2 approved]

Holly B. Bratcher ¹, Charlene M. C. Rodrigues ¹, Adam Finn², Mandy Wootton ³, J. Claire Cameron ⁴, Andrew Smith ^{5,6}, Paul T. Heath ⁷, Shamez Ladhani^{7,8}, Matthew D. Snape⁹, Andrew J. Pollard ⁹, Richard Cunningham ¹⁰, Raymond Borrow¹¹, Caroline Trotter ¹², Stephen J. Gray¹¹, Martin C. J. Maiden ¹, Jenny M. MacLennan¹

¹Peter Medawar Building for Pathogen Research, Department of Zoology, University of Oxford, Oxford, OX1 3SY, UK

²School of Cellular and Molecular Medicine, University of Bristol, Bristol, BS2 8AE, UK

³Division of Public Health Wales, Cardiff, CF10 3NW, UK

⁴NHS National Services Scotland, Health Protection Scotland, Glasgow, G2 6QE, UK

⁵University of Glasgow Dental School, Glasgow, G2 3JZ, UK

⁶Scottish Microbiology Reference Laboratory, NHS Greater Glasgow & Clyde, Glasgow, G2 6QE, UK

⁷Paediatric Infectious Diseases Research Group, St George's, University of London, London, SW17 0QT, UK

⁸Immunisation Department, Public Health England, London, UK

⁹Oxford Vaccine Group, Department of Paediatrics, University of Oxford, Oxford Biomedical Research Centre, Oxford, OX3 7LE, UK

¹⁰Microbiology Department, University Hospitals Plymouth NHS Trust, Plymouth, PL6 8DH, UK

¹¹Meningococcal Reference Unit, Public Health England, Manchester Royal Infirmary, Manchester, M13 9WL, UK

¹²Disease Dynamics Unit, Department of Veterinary Medicine, University of Cambridge, Cambridge, CB3 0ES, UK

v1 **First published:** 06 Aug 2019, 4:118
<https://doi.org/10.12688/wellcomeopenres.15362.1>
Latest published: 28 Oct 2019, 4:118
<https://doi.org/10.12688/wellcomeopenres.15362.2>

Abstract

Carriage of *Neisseria meningitidis*, the meningococcus, is a prerequisite for invasive meningococcal disease (IMD), a potentially devastating infection that disproportionately afflicts infants and children. Humans are the sole known reservoir for the meningococcus, and it is carried asymptotically in the nasopharynx of ~10% of the population. Rates of carriage are dependent on age of the host and social and behavioural factors. In the UK, meningococcal carriage has been studied through large, multi-centre carriage surveys of adolescents in 1999, 2000, and 2001, demonstrating carriage can be affected by immunisation with the capsular group C meningococcal conjugate vaccine, inducing population immunity against carriage. Fifteen years after these surveys were carried out, invasive meningococcal disease incidence had declined from a peak in 1999. The UKMenCar4 study

Open Peer Review

Approval Status  

1

2

version 2

(revision)
28 Oct 2019

version 1

06 Aug 2019



[view](#)



[view](#)

1. **Derek J. Fairley**, Belfast HSC Trust, Belfast, UK
 Queen's University Belfast, Belfast, UK

was conducted in 2014/15 to investigate rates of carriage amongst the adolescent population during a period of low disease incidence. The protocols and methodology used to perform UKMenCar4, a large carriage survey, are described here.

Keywords

Neisseria meningitidis, UKMenCar, adolescent, meningococcal carriage, population immunity, population genomics

2. **Annaliesa S. Anderson** , Pfizer, Pearl River, USA

Any reports and responses or comments on the article can be found at the end of the article.

Corresponding author: Jenny M. MacLennan (jenny.maclennan@zoo.ox.ac.uk)

Author roles: **Bratcher HB:** Data Curation, Formal Analysis, Investigation, Methodology, Resources, Supervision, Validation, Visualization, Writing – Original Draft Preparation, Writing – Review & Editing; **Rodrigues CMC:** Writing – Original Draft Preparation, Writing – Review & Editing; **Finn A:** Investigation, Resources, Writing – Review & Editing; **Wootton M:** Investigation, Resources, Writing – Review & Editing; **Cameron JC:** Investigation, Resources, Writing – Review & Editing; **Smith A:** Investigation, Resources, Writing – Review & Editing; **Heath PT:** Investigation, Resources, Writing – Review & Editing; **Ladhani S:** Investigation, Methodology, Writing – Review & Editing; **Snape MD:** Investigation, Resources, Writing – Review & Editing; **Pollard AJ:** Investigation, Resources, Writing – Review & Editing; **Cunningham R:** Investigation, Resources, Writing – Review & Editing; **Borrow R:** Resources, Writing – Review & Editing; **Trotter C:** Formal Analysis, Methodology, Writing – Review & Editing; **Gray SJ:** Investigation, Methodology, Resources, Writing – Review & Editing; **Maiden MCJ:** Conceptualization, Funding Acquisition, Investigation, Methodology, Resources, Supervision, Writing – Review & Editing; **MacLennan JM:** Conceptualization, Formal Analysis, Funding Acquisition, Methodology, Project Administration, Resources, Supervision, Validation, Writing – Review & Editing

Competing interests: AJP chairs the UK Department of Health and Social Care's (DHSC) Joint Committee on Vaccination and Immunisation and the EMA Scientific Advisory Group on vaccines, and he is a member of WHO Strategic Advisory Group of Experts. The views expressed in the publication are those of the author(s) and not necessarily those of the DHSC, NIHR, or WHO.

Grant information: This study was funded by the Wellcome Trust (087622), the UK Department of Health and the National Institute for Health Research (NIHR) Policy Research Programme ("Characterisation of meningococcal carriage isolates from UK MenCar4 study", PR-ST-0915-10015). MDS and AJP are supported by the NIHR Oxford Biomedical Research Centre. AJP is an NIHR Senior Investigator. The views expressed are those of the author(s) and not necessarily those of the NIHR or the Department of Health and Social Care. *The funders had no role in study design, data collection and analysis, decision to publish, or preparation of the manuscript.*

Copyright: © 2019 Bratcher HB *et al.* This is an open access article distributed under the terms of the [Creative Commons Attribution License](https://creativecommons.org/licenses/by/4.0/), which permits unrestricted use, distribution, and reproduction in any medium, provided the original work is properly cited.

How to cite this article: Bratcher HB, Rodrigues CMC, Finn A *et al.* **UKMenCar4: A cross-sectional survey of asymptomatic meningococcal carriage amongst UK adolescents at a period of low invasive meningococcal disease incidence [version 1; peer review: 2 approved]** Wellcome Open Research 2019, 4:118 <https://doi.org/10.12688/wellcomeopenres.15362.1>

First published: 06 Aug 2019, 4:118 <https://doi.org/10.12688/wellcomeopenres.15362.1>

Introduction

Asymptomatic oropharyngeal carriage of the Gram negative diplococcus *Neisseria meningitidis* occurs at a variable rate, with mean prevalence of around 10%, dependent on age and exposure to risk factors¹. Humans are the sole known reservoir for the meningococcus, and as such it is an obligate human commensal and pathogen. Transmission of meningococci occurs by droplet spread through close contact with an infected individual. Of those who carry meningococci, a very small number, 1–2 per 100,000 in the UK², will develop invasive meningococcal disease (IMD) with the bacteria invading systemically through the oropharyngeal epithelium, resulting in septicaemia and/or meningitis.

A meta-analysis of meningococcal carriage in Europe, North America and Australia, where serogroups B and C IMD predominates, demonstrated increasing carriage with age from 4.5% in infants to 23.7% in 19 year olds, subsequently declining in adulthood to 7.8% in 50 year olds³. Risk factors that affect carriage include; living in overcrowded settings; passive and active smoking; intimate contact (e.g. kissing); frequenting pubs or clubs; and intercurrent viral respiratory tract infection^{4–6}. Carriage rates are dynamic and have been observed to rise in UK students starting university, from 6.9% on the first day of university term to 23.1% by day four⁷. Carriage rates as high as 60–70% have been reported amongst military personnel, with disease outbreaks a common occurrence in both these settings^{8,9}. There is variation in meningococcal carriage and disease epidemiology globally. For example, historically high IMD incidence in the meningitis belt in Africa, led to carriage studies¹⁰ performed by the MenAfriCar consortium in association with the introduction of the conjugate polysaccharide A vaccine in 2010. These surveys identified mean carriage prevalence of 4.5%, lower than high IMD incidence, non-African countries, with the highest rates amongst 5–14-year-olds in the belt^{11,12}. Risk factors in this setting included living in rural communities and the dry seasonal climate¹².

The human nasopharynx and oropharynx are important sites of bacterial colonization supporting a complex and changing microbiota. Awareness and knowledge of the complex association of the microbiota is critical to understanding immune response and preserving human health as well as its relationship to invasive infection. For example, the Human Microbiome Project identified Bacteroidetes and Proteobacteria as two of the core taxonomic groups within the throat of healthy individuals¹³. In addition, this study found an inverse relationship exists between the presence of Bacteroidetes and Proteobacteria, which includes the genus *Neisseria*. Studies of meningococcal carriage prevalence have identified an inverse relationship between pathogenic and non-pathogenic *Neisseria* species^{1,14,15}. The studies also indicate that host age, as well as a predominant species, influenced host susceptibility to colonization and invasion by the pathogenic species, *Neisseria meningitidis*^{16,17}.

A relationship between asymptomatic carriage and IMD outbreaks has been recognized since pioneering work conducted in the UK in the First World War¹⁸, where increased

meningococcal carriage as a consequence of overcrowding and social interactions was found to result in increased rates of IMD^{3,19}. There is genotypic and phenotypic diversity amongst the meningococci carried in the oropharynx and certain meningococci are inherently more invasive than others. Many genetic constituents underlay the phenotypic expression of a meningococcus; for example, the function of capsular expression and other virulence factors associated with particular genetic lineages, can be defined by multilocus sequence typing (MLST) as a clonal complex (cc)^{12,20–22}. In response to an increase in IMD with associated high mortality due to a serogroup C, hyperinvasive clonal complex ST-11 (C:cc11) the capsular group C meningococcal conjugate vaccine (MCC) was introduced into the UK immunisation schedule in November 1999, with a catch up campaign for all <18 year olds²³. Three large multi-centre carriage surveys conducted through the UK Meningococcal Carriage (UKMenCar) consortium, UKMenCar1-3, were carried out in 1999, 2000, and 2001. These surveys assessed oropharyngeal carriage of meningococci and collected risk factor data in over 45,000 adolescents in the UK; and demonstrated that the population immunity induced by the MCC vaccine programme was due to the reduction in carriage of the specific hypervirulent strain C:cc11^{24,25}.

In the UK, the greatest burden of endemic IMD has been due to serogroup B since the 1980s²⁶. Unlike the hyperendemic periods, which usually represent a clonal expansion of a novel strain, endemic disease is caused by multiple different genetic lineages of meningococci, which are influenced by secular changes²². There has been a progressive fall in overall serogroup B IMD in the UK since 2000–2001, when in England 1614/2343 (69%) cases were due to serogroup B compared with 418/724 (58%) in 2014–2015, predominantly affecting infants and children under five^{26,27}. The reasons for this decline in serogroup B IMD were unclear, in the absence of any national vaccination programme targeting capsular group B meningococci. Given the changing epidemiology since 1999, this UKMenCar4 study was performed in 2014–2015 to undertake a structured investigation of the difference in adolescent meningococcal carriage between periods of high (1999–2001) and low (2014–2015) IMD incidence using both the phenotypic and genotypic information.

Protocol

Study aims

The aims of the UKMenCar4 study were to: i) characterise a representative collection of meningococcal carriage isolates from UK adolescents during a period of low IMD incidence; ii) identify risk factors associated with meningococcal carriage; and iii) to study the relationship between meningococcal carriage and disease during periods of high and low IMD incidence.

Study objectives

The specific objective was to characterise the *Neisseria* species obtained as part of the UKMenCar4 study, which sampled 21,873 adolescents aged 15–19 years attending educational establishments in eleven sampling sites around the UK between September 2014 and March 2015. These isolates were characterized phenotypically and genotypically in order to:

- (i) identify the *Neisseria* species present, determining carriage rates for *N. meningitidis* (the meningococcus) and other *Neisseria* species;
- (ii) establish the meningococcal lineages present using whole genome sequence data;
- (iii) quantify the meningococcal capsule type prevalence and rates of expression;
- (iv) make the data publicly-available via the <https://pubmlst.org/neisseria/> website²⁸.

Study design

The UKMenCar4 study was a cross-sectional survey of meningococcal carriage conducted from September 2014 to March 2015. Sample collection was funded by the Wellcome Trust (087622/Z/08/Z) and a Wellcome Trust Institutional Strategic Support Fund and molecular characterization of isolates was funded by the UK Department of Health and National Institute for Health Research (NIHR) Policy Research Programme (PR-ST-0915-10015). This study used the same approach and sampling methodology as UKMenCar1-3 studies, conducted from 1999–2001, in order to ensure comparability^{20,24,25}. Previous carriage studies conducted during UKMenCar1-3 had estimated carriage in the 15–19-year-old age group at 16.7–18.7%²⁵. A sample size of 18,000 participants was calculated to provide equivalent numbers of meningococci to UKMenCar1-3 studies, assuming a carriage prevalence of 17%²⁵. It was anticipated that around 3000 meningococcal isolates would be collected, allowing the prevalence of rare strains to be determined with good precision, e.g. variants with 1% prevalence, 95% confidence interval 0.85% to 1.15%. Achieving a very large unbiased cohort size required a multi-centre design, involving centres which had a proven recruitment track record. The sites were chosen to provide broad geographical distribution throughout the United Kingdom and encompassing a wide range of demographics. Schools and colleges were approached directly and asked if they would be willing for students in their institution to take part and pre-recruitment numbers were estimated, and details regarding the study were made available on the school/college website and distributed via newsletter where available. To ensure adequate enrolment two additional centres were recruited through the clinical trials network.

Study participants

Adolescents and young adults who were 15–19 years old, attending school or college in UK academic years 12 and 13 or equivalent, were invited for oropharyngeal swab collection and completion of a risk factor questionnaire (*Extended data, file 1*)²⁹ following circulation of study information prior to school visits by study staff (*Figure 1*). Students were recruited to take part through local schools/colleges in 11 sampling centres: Bristol (West England); Cardiff (South Wales); Glasgow (Scotland); London; Maidstone (South-East England); Manchester; Stockport; Wigan; and Preston (North-West England); Oxford (South-Central England); and Plymouth (South-West England) (*Figure 2*). The full information sheet (*Extended data, file 2*)²⁹ was provided in advance of the study for parents to

discuss with their children and provided the information required for informed consent. Adolescents in many schools/colleges acted as ‘School Ambassadors’, assisting in practical aspects of the study. The study was approved under the NHS Research Ethics Committee reference 14/SC/1163 (Integrated Research Approval System 154609).

Sample collection

Written, informed consent was obtained by all study participants. After informed consent, individual students were sampled with an oropharyngeal swab, inserted past the uvula and sweeping the back of the throat. The swab was either inoculated directly onto a selective growth media plate (GC agar base containing VCAT (vancomycin, colistin, amphotericin and trimethoprim) and incubated within 4 hours) or placed directly into STGG (skim milk, tryptone, glucose, glycerol) broth for transport to a local laboratory for plating (within 4–6 hours). If swabs collected into STGG broth could not be plated in the laboratory within 4 hours, they were frozen at -80°C, then thawed and cultured as soon as laboratory capacity allowed. Students completed a questionnaire including demographic information and risk factors for meningococcal carriage. All swabs, plates and/or tubes were labelled with a pre-printed unique participant accession number and cross-referenced to the questionnaire and consent form.

Microbiological culture

After incubation at 37°C, 5% CO₂ for 16–24 hours, a representative colony of putative *Neisseria* was sub-cultured onto non-selective Columbia blood agar (CBA) plates to obtain a pure, fresh culture for further characterisation. Following incubation at 37°C, 5% CO₂ for a further 16–24 hours, pure sub-cultured colony growth was characterised by Gram stain and oxidase reaction. Gram negative, oxidase positive diplococci were stored in duplicate at -80°C in brain heart infusion and 20% glycerol at the processing site or sent to the University of Oxford, UK. A sample of each recovered putative *Neisseria* isolate was sent to the Public Health England Meningococcal Reference Unit (PHE-MRU) in Manchester, UK.

Phenotypic characterization and DNA extraction

At the PHE-MRU, isolates were revived and phenotypically characterised for capsular types B, C, W, and Y using standard serological techniques³⁰. DNA extraction was performed using the DNA extraction using the Qiagen DNeasy Blood and Tissue Kit (Qiagen, Crawley, UK). A single colony archived culture was used to avoid selection of unrepresentative phase variants. Purified DNA was quantified and sent to the Oxford Genomics Centre (OGC, Wellcome Trust Centre for Human Genetics, University of Oxford, UK) for whole genome sequencing using the Illumina HiSeq platform.

Whole-genome sequencing and genomic analysis

Short-read sequence data were assembled using Velvet (version 1.2.10) with VelvetOptimiser (version 2.2.4) assembly package with an established pipeline³¹. The assembled high-quality draft genomes were uploaded onto the pubMLST.org *Neisseria* database, which includes the Meningococcal Research

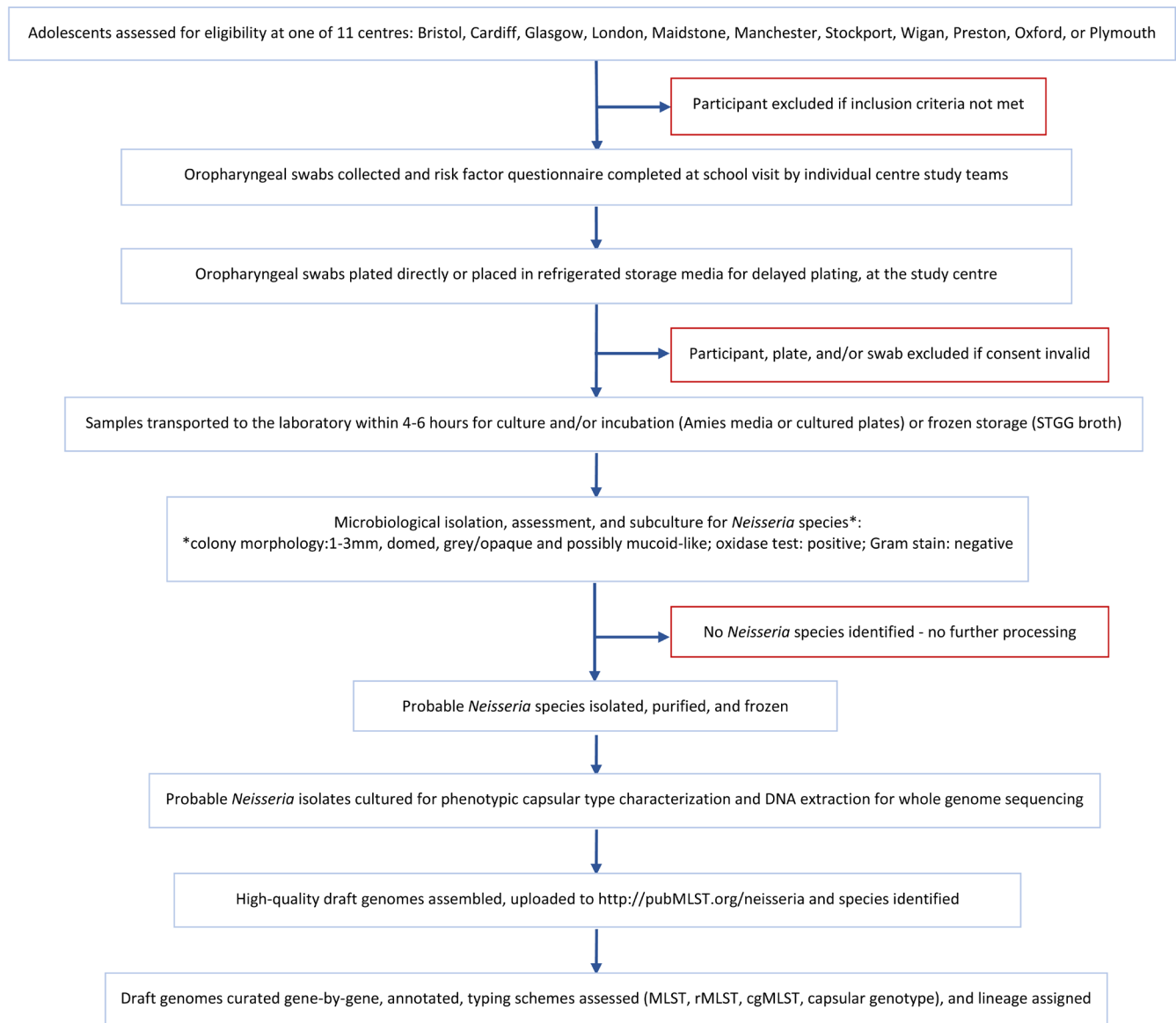


Figure 1. Summary overview of the UKMenCar4 study protocol. A cross-sectional survey of meningococcal carriage, conducted from September 2014 to March 2015.

Foundation Meningococcal Genome Library (MRF-MGL) amongst other meningococcal collections²⁶. Corresponding FASTQ files are available from the European Nucleotide Archive (study reference [PRJEB14319](https://doi.org/10.1093/bioinformatics/bty143)). Each genome was annotated using *Neisseria* locus tag identifiers for >2,400 individual loci, including loci belonging to the MLST²², ribosomal MLST³², core genome MLST³¹, capsular genogroup³³, and Bexsero® Antigen Sequence Typing (BAST)³⁴ schemes. Using a gene-by-gene analysis approach, isolates that belonged to the genus *Neisseria* and were determined and speciated; each isolate was then characterised by sequence type (ST), cc, genetic lineage, capsular genogroup, and BAST (protein-based vaccine Bexsero® variants) profile.

Data analysis

Data from the UKMenCar4 survey (2014/15) was analysed alongside results from UKMenCar1-3 surveys (1999, 2000, and 2001) for comparison. The UKMenCar4 dataset was prepared by reconciling the WGS data with participant questionnaires. Samples were excluded if essential questionnaire data were incomplete, or if valid consent was missing. All data and statistical analyses were performed using Intercooled Stata (version 14)³⁵. Initially, individual level risk factors for meningococcal carriage will be analysed in single-variable models by using logistic regression. A multi-level modelling approach will then be used with levels defined as: level 1 individuals, level 2 school, and level 3 centre. Univariable analyses will identify risk



Figure 2. UKMenCar4 study centres, representing England, Scotland and Wales. Sampling the ethnic diversity of UK cities through comprehensive schools, independent schools, and voluntary aided schools, sixth form colleges and technical colleges, mixed and single sex schools, day schools and others with boarding facilities, located in areas with different income bands.

factors at each level with $p < 0.2$, for inclusion in a multilevel logistic regression model for a multivariable analysis. We will also compare findings between (a) subjects carrying any meningococcus, (b) those carrying a meningococcus associated with invasive disease and (c) those who are not carrying a meningococcus, to allow any specific risk factors for disease associated meningococcal carriage to be identified. The meningococcal population distribution is described using point prevalence for each serogroup with 95% confidence intervals and case-carrier ratios for different strains will be calculated to look for relative virulence between 1999 and 2014 in the carrier population according to circulating disease types. The meningococcal genomes and associated risk factor data will be publicly-available on <https://pubMLST.org/neisseria> on final acceptance and publication of results.

Data storage and dissemination

Each participant was given a single, unique study number, on pre-printed labels, to reduce errors and to facilitate data linkage and samples. The name of participants and corresponding study number are kept on a separate and secure database. Centres used their preferred method of data capture – paper questionnaires or electronic capture. Data was double entered, verified, and stored at the site where collected prior to incorporation into a central database. Subject associated data is stored securely at the study site and only accessible by authorised study personnel.

An annual progress report and an end of study final report were produced and participating schools informed. Study data, isolate characterization, and risk data analysis results will be published in peer reviewed scientific journals and provided in conference presentations. The collected information will also be publically accessible via PubMLST.org in the *Neisseria* database using the project name “UKMenCar4”.

Equality and diversity

Survey sites included comprehensive, independent, and voluntary-aided schools, sixth form and technical colleges, mixed- and single-sex schools, day schools and others with boarding facilities, and located in areas with different income bands. Participation was voluntary and those willing to take part were random, with the expectation that the cohort was a representative sample of the communities from which they were obtained, with diversity of gender, ethnic, social, educational, and income status.

Patient and public involvement in research

Throughout the UKMenCar4 study, the management group engaged with charities (Meningitis Research Foundation and Meningitis Now), patient groups (individuals affected by IMD and their carers), and prospective participants, who were involved in discussions of the study motivation and design. Adolescents aged 15–19 years piloted information sheets and questionnaires with their feedback incorporated, including the addition of a shorter summary information sheet. ‘School Ambassadors’ were involved in ensuring the smooth running of the study on site as well as workshops, laboratory visits, and feedback

sessions. Working alongside charities, public awareness information about meningitis was provided including presentations at school assemblies and information cards listing meningitis symptoms and advice. During the collection of UKMenCar4 samples, a three-session course was piloted with a group of 10 year 12 students. The course comprised:

- (i) a one-hour lecture: ‘At the back of your throat: meningococcal disease and adolescents’, which described the basic biology of the meningococcus and the importance of transmission and population immunity in prevention of meningococcal disease by immunisation;
- (ii) a one-hour computer practical session: ‘How to be a genome detective’, in which the students were able to use the web-based tools in the MRF-MGL to investigate the epidemiology of meningococcal disease in the UK;
- (iii) a one-hour tutorial on the implementation of meningococcal vaccines. Working in groups of three with a tutor, students were provided with various documents in advance and were asked to argue from the following perspectives: a patient’s parent; a paediatrician; a government official; a vaccine manufacturer. The tutorials explored the basis of decisions on immunisation and the different conclusions that different individuals might make from the same information.

Discussion

Humans are the sole known reservoir for the meningococcus and, as such, carriage surveys can provide information about the human reservoir and transmission dynamics that have implications for disease epidemiology. Studying the physiological circumstances that promote bacterial invasion rather than colonization is difficult as human challenge models are not appropriate, but both laboratory³⁶ and mouse^{37,38} models have been developed to address these research questions *in vitro*. Despite this, real life population dynamics are relatively easy to measure and monitor through large carriage surveys, though to obtain a sample representative of the whole population, studies need to be of sufficient magnitude and well-resourced.

Information collected in the UKMenCar1-3 studies demonstrated that the MCC vaccine induced population immunity by specifically reducing carriage of C:cc11, and that the high rates of transmission in this age group was a consequence of social behaviour, especially smoking, kissing, and attendance at pubs and clubs⁶. In 2014, the UKMenCar consortium was reconvened in order to conduct a fourth multi-centre carriage survey (UKMenCar4), aiming to provide a large-scale survey of meningococcal carriage at a time of low IMD incidence. The UKMenCar4 study provides an extensive resource for addressing meningococcal epidemiology. Understanding the transmission dynamics and changes in carriage over time, will help to explain the decline in IMD in the UK from 1999–2019. Characterisation of the *Neisseria* species from this study will provide a definitive molecular description of the prevalence and types of meningococci carried by UK adolescents in 2014/15. In this study an emphasis

was placed on maintaining consistency of sampling and analysis. Therefore, UKMenCar4 methodology was conducted as with previous UKMenCar studies to ensure longitudinal comparability. Meningococcal carriage was defined by the presence of at least one colony of typical *Neisseria* species morphology on an isolation plate, with reliance on microbiological identification. Further biochemical tests were used to confirm the Gram negative, oxidase positive diplococci and WGS to determine *Neisseria* species.

Conventional microbiological approaches to identifying the oropharyngeal microbiota has revealed *Neisseria* to be abundant^{39,40}. Standardized collection and laboratory identification methods that are robust, scalable, and cost-effective for large studies contribute to the overall interpretation and understanding of *Neisseria* epidemiology and its diversity. The UKMenCar4 study aimed to collect, identify, and genome sequence all recovered *Neisseria* species using methods that allowed comparison with the UKMenCar 1-3 surveys. Literature describing the methods of sampling, identifying, and measuring meningococcal carriage is abundant; however, at the time of writing there was no universally agreed method for carriage studies within the academic community, with choice of protocol based on specific study questions and aims. Following on from the UKMenCar1-3 surveys (1999–2001), large carriage studies were undertaken by the MenAfriCar consortium prior to the introduction of the conjugate polysaccharide A vaccine in 2010 for use in the African meningitis belt. Oropharyngeal as opposed to nasopharyngeal swabbing was performed in 19 of 20 carriage surveys, largely swabbing the posterior pharyngeal wall¹¹. Comparison of swabbing sites between the posterior pharynx behind the uvula and the posterior pharynx behind the uvula and one tonsil, in a direct comparison in Mali, identified that carriage where only one site is swabbed may underestimate carriage rates⁴¹. Alternative samples, such as saliva, are rapid, inexpensive, and non-invasive but there are conflicting reports on their effectiveness for detecting carriage of *Neisseria*^{42–44}. The UKMenCar surveys sought to optimize the site of swabbing by taking a sweep of the posterior pharynx from one tonsil to the other.

Once swab samples are obtained, different methods can be used for microbiological identification of meningococci. Some studies have indicated that PCR methods are an alternative means of identifying *Neisseria* from clinical samples and have been shown to increase reported cases of IMD⁴⁵. A large multi-centre study in South Australia, studying the impact of 4CMenB vaccine Bexsero® on adolescent carriage, undertook DNA extraction from swabs and real-time PCR screening for *porA* for identification of meningococci and capsular group, followed by selective culture of PCR positive swabs. This has the benefit of reducing the microbiological time, labour and expense of culturing all oropharyngeal swabs and increasing sensitivity to low colonization density. However, the disadvantages include the inability to identify other *Neisseria* species that lack *porA*, or other targets (*ctrA*, *siaD*), such as *Neisseria lactamica*, or the impact of phase variation on capsular expression^{11,46}. Both these variables contribute

to the understanding of the oropharyngeal microbiota and the complex interactions and relationships between the different *Neisseria* species that occupy this niche at different ages¹⁷, with implications for carriage and, therefore, disease due to *N. meningitidis*. A human challenge model of *N. lactamica* inoculation demonstrated inhibition of *N. meningitidis* colonization¹⁶, with potential implications for prevention of IMD, though the nature of the intra-species relationships within the microbiota remain unclear. Comprehensive studies of the interactions within the oropharyngeal microbiota will increase our ability to define risk factors that predispose to carriage and progression to invasive disease, and develop preventative strategies.

Through WGS analysis of carriage isolates, it is possible to determine the antigenic variation of protein antigens present in the protein-based vaccines. Hence, the UKMenCar4 study also serves as a baseline to analyse further changes in meningococcal carriage in the UK after the introduction of 4CMenB vaccine into the infant immunization schedule in September 2015. Lessons learned from UKMenCar1-4 methodology have been important for the efficient design of trials in South Australia²⁴ and the UK to evaluate the effect of protein-based vaccines on meningococcal carriage, especially pathogenic meningococci and genogroup B isolates. Such studies can only be powered adequately with knowledge of the background prevalence of carriage of different types of meningococci, information provided by UKMenCar4.

Neisseria are a highly abundant component of the human pharyngeal microbiota and it remains a challenge to understand how carried populations contribute to human health and what impact carriage has on colonization and prevention of disease caused by the hyperinvasive meningococcal lineages in the vast majority of people. Meningococcal carriage studies have played an important role in developing our understanding of the population biology, genotypic and phenotypic epidemiology, as well as the risk factors and pathogenesis of IMD. Given the epidemiology of IMD is dynamic, through secular changes⁴⁷ or vaccine interventions²⁵, ongoing surveillance of both carriage and disease is crucial for this infectious disease that contributes to a significant proportion of morbidity and mortality.

Data availability

Underlying data

No underlying data are associated with this article.

Extended data

Figshare: UKMenCar4 survey protocol forms. <https://doi.org/10.6084/m9.figshare.8952986.v1>²⁹.

This project contains the following extended data:

- extended_data_dile_1.pdf. (Study Questionnaire, used to obtain information from study participants regarding social demographics and risk factors known to be associated with carriage of the meningococcus.)
- extended_data_file_2.pdf. (Study information sheet describing the survey and the type of studies the data will be

supporting. The sheet was given to students prior to their enrolment, to provide ample time to consider the information, and the opportunity to question the Investigator, their GP or other independent parties to decide whether they will participate in the study. Sections highlighted in yellow were adapted to reflect the details of the individual Centres.)

Data are available under the terms of the [Creative Commons Attribution 4.0 International license](#) (CC-BY 4.0).

Extended data file 1. Study Questionnaire. Form used to obtain information from study participants regarding social demographics and risk factors known to be associated with carriage of the meningococcus.

Extended data file 2. Study Information Sheet. An information sheet describing the survey and the type of studies the data will be supporting. The sheet was given to students prior to their enrolment, to provide ample time to consider the information, and the opportunity to question the Investigator, their GP or other independent parties to decide whether they will participate in the study. Sections highlighted in yellow were adapted to reflect the details of the individual Centres.

Author contributions

HBB adapted the original protocol for the UKMenCar4 project, created the study documentation forms, and drafted the manuscript; CMCR drafted and reviewed the manuscript; AF, ME, CC, AS, PH, SL, MDS, AJP, RC, RB reviewed the protocol and manuscript; CT calculated the statistics used to develop the revised protocol; SJG, MCJM, JM designed and developed the original protocol for the UKMenCar1-3 projects; MCJM conceptualized the methodology; JMM oversaw the management of the project.

Grant information

This study was funded by the Wellcome Trust (087622), the UK Department of Health and the National Institute for Health Research (NIHR) Policy Research Programme (“Characterisation of meningococcal carriage isolates from UK MenCar4 study”, PR-ST-0915-10015). MDS and AJP are supported by the NIHR Oxford Biomedical Research Centre. AJP is an NIHR Senior Investigator. The views expressed are those of the author(s) and not necessarily those of the NIHR or the Department of Health and Social Care.

The funders had no role in study design, data collection and analysis, decision to publish, or preparation of the manuscript.

References

- Cartwright KA, Stuart JM, Jones DM, *et al.*: **The Stonehouse survey: nasopharyngeal carriage of meningococci and *Neisseria lactamica*.** *Epidemiol Infect.* 1987; **99**(3): 591–601. [PubMed Abstract](#) | [Publisher Full Text](#) | [Free Full Text](#)
- Ladhani SN, Flood JS, Ramsay ME, *et al.*: **Invasive meningococcal disease in England and Wales: implications for the introduction of new vaccines.** *Vaccine.* 2012; **30**(24): 3710–6. [PubMed Abstract](#) | [Publisher Full Text](#)
- Christensen H, May M, Bowen L, *et al.*: **Meningococcal carriage by age: a systematic review and meta-analysis.** *Lancet Infect Dis.* 2010; **10**(12): 853–61. [PubMed Abstract](#) | [Publisher Full Text](#)
- Glover JA: **Observations on the Meningococcus Carrier-Rate in relation to density of population in Sleeping Quarters.** *J Hyg (Lond).* 1918; **17**(4): 367–79. [PubMed Abstract](#) | [Publisher Full Text](#) | [Free Full Text](#)
- Stuart JM, Cartwright KA, Robinson PM, *et al.*: **Effect of smoking on meningococcal carriage.** *Lancet.* 1989; **2**(8665): 723–5. [PubMed Abstract](#) | [Publisher Full Text](#)
- MacLennan J, Kafatos G, Neal K, *et al.*: **Social behavior and meningococcal carriage in British teenagers.** *Emerg Infect Dis.* 2006; **12**(6): 950–7. [PubMed Abstract](#) | [Publisher Full Text](#) | [Free Full Text](#)
- Neal KR, Nguyen-Van-Tam JS, Jeffrey N, *et al.*: **Changing carriage rate of *Neisseria meningitidis* among university students during the first week of term: cross sectional study.** *BMJ.* 2000; **320**(7238): 846–9. [PubMed Abstract](#) | [Publisher Full Text](#) | [Free Full Text](#)
- Caugant DA, Høiby EA, Rosenqvist E, *et al.*: **Transmission of *Neisseria meningitidis* among asymptomatic military recruits and antibody analysis.** *Epidemiol Infect.* 1992; **109**(2): 241–53. [PubMed Abstract](#) | [Publisher Full Text](#) | [Free Full Text](#)
- Tyski S, Grzybowska W, Dulny G, *et al.*: **Phenotypical and genotypical characterization of *Neisseria meningitidis* carrier strains isolated from Polish recruits in 1998.** *Eur J Clin Microbiol Infect Dis.* 2001; **20**(5): 350–3. [PubMed Abstract](#) | [Publisher Full Text](#)
- MenAfriCar Consortium: **Meningococcal carriage in the African meningitis belt.** *Trop Med Int Health.* 2013; **18**(8): 968–78. [PubMed Abstract](#) | [Publisher Full Text](#) | [Free Full Text](#)
- Greenwood BM, Asefia A, Caugant DA, *et al.*: **Narrative review of methods and findings of recent studies on the carriage of meningococci and other *Neisseria* species in the African Meningitis Belt.** *Trop Med Int Health.* 2019; **24**(2): 143–154. [PubMed Abstract](#) | [Publisher Full Text](#)
- MenAfriCar consortium: **The Diversity of Meningococcal Carriage Across the African Meningitis Belt and the Impact of Vaccination With a Group A Meningococcal Conjugate Vaccine.** *J Infect Dis.* 2015; **212**(8): 1298–307. [PubMed Abstract](#) | [Publisher Full Text](#) | [Free Full Text](#)
- Human Microbiome Project Consortium: **Structure, function and diversity of the healthy human microbiome.** *Nature.* 2012; **486**(7402): 207–14. [PubMed Abstract](#) | [Publisher Full Text](#) | [Free Full Text](#)
- Gold R, Goldschneider I, Lepow ML, *et al.*: **Carriage of *Neisseria meningitidis* and *Neisseria lactamica* in infants and children.** *J Infect Dis.* 1978; **137**(2): 112–21. [PubMed Abstract](#) | [Publisher Full Text](#)
- Olsen SF, Djurhuus B, Rasmussen K, *et al.*: **Pharyngeal carriage of *Neisseria meningitidis* and *Neisseria lactamica* in households with infants within areas with high and low incidences of meningococcal disease.** *Epidemiol Infect.* 1991; **106**(3): 445–57. [PubMed Abstract](#) | [Publisher Full Text](#) | [Free Full Text](#)
- Deasy AM, Guccione E, Dale AP, *et al.*: **Nasal Inoculation of the Commensal *Neisseria lactamica* Inhibits Carriage of *Neisseria meningitidis* by Young Adults: A Controlled Human Infection Study.** *Clin Infect Dis.* 2015; **60**(10): 1512–20. [PubMed Abstract](#) | [Publisher Full Text](#)
- Diallo K, Trotter C, Timbine Y, *et al.*: **Pharyngeal carriage of *Neisseria* species in the African meningitis belt.** *J Infect.* 2016; **72**(6): 667–77. [PubMed Abstract](#) | [Publisher Full Text](#) | [Free Full Text](#)
- Glover JA: **The Cerebro-Spinal Fever Epidemic of 1917 at X Dépôt.** *J Hyg (Lond).* 1918; **17**(2–3): 350–65. [PubMed Abstract](#) | [Publisher Full Text](#) | [Free Full Text](#)
- Stephens DS: **Uncloning the meningococcus: dynamics of carriage and disease.** *Lancet.* 1999; **353**(9157): 941–2. [PubMed Abstract](#) | [Publisher Full Text](#)
- Ibarz-Pavon AB, MacLennan J, Andrews NJ, *et al.*: **Changes in serogroup and genotype prevalence among carried meningococci in the United Kingdom during vaccine implementation.** *J Infect Dis.* 2011; **204**(7): 1046–53. [PubMed Abstract](#) | [Publisher Full Text](#) | [Free Full Text](#)
- Caugant DA: **Genetics and evolution of *Neisseria meningitidis*: importance for the**

- epidemiology of meningococcal disease. *Infect Genet Evol.* 2008; **8**(5): 558–65.
[PubMed Abstract](#) | [Publisher Full Text](#)
22. Maiden MC, Bygraves JA, Feil E, *et al.*: **Multilocus sequence typing: a portable approach to the identification of clones within populations of pathogenic microorganisms.** *Proc Natl Acad Sci U S A.* 1998; **95**(6): 3140–5.
[PubMed Abstract](#) | [Publisher Full Text](#) | [Free Full Text](#)
 23. Miller E, Salisbury D, Ramsay M: **Planning, registration, and implementation of an immunisation campaign against meningococcal serogroup C disease in the UK: a success story.** *Vaccine.* 2001; **20** Suppl 1: S58–67.
[PubMed Abstract](#) | [Publisher Full Text](#)
 24. Maiden MC, Stuart JM, UK Meningococcal Carriage Group: **Carriage of serogroup C meningococci 1 year after meningococcal C conjugate polysaccharide vaccination.** *Lancet.* 2002; **359**(9320): 1829–31.
[PubMed Abstract](#) | [Publisher Full Text](#)
 25. Maiden MC, Ibarz-Pavon AB, Urwin R, *et al.*: **Impact of meningococcal serogroup C conjugate vaccines on carriage and herd immunity.** *J Infect Dis.* 2008; **197**(5): 737–43.
[PubMed Abstract](#) | [Publisher Full Text](#)
 26. Hill DM, Lucidarme J, Gray SJ, *et al.*: **Genomic epidemiology of age-associated meningococcal lineages in national surveillance: an observational cohort study.** *Lancet Infect Dis.* 2015; **15**(12): 1420–8.
[PubMed Abstract](#) | [Publisher Full Text](#) | [Free Full Text](#)
 27. Public Health England: **Invasive meningococcal disease (laboratory reports in England): 2014/2015 annual data by epidemiological year.** Health Protection Report; 2015; 14–9.
[Reference Source](#)
 28. Jolley KA, Bray JE, Maiden MCJ: **Open-access bacterial population genomics: BIGSdb software, the PubMLST.org website and their applications [version 1; peer review: 2 approved].** *Wellcome Open Res.* 2018; **3**: 124.
[PubMed Abstract](#) | [Publisher Full Text](#) | [Free Full Text](#)
 29. Bratcher H: **UKMenCar4 survey protocol forms.** *figshare.* Figure. 2019.
 30. Kaczmarek E: **Public Health England Meningococcal Reference Unit User Manual.** 8 ed: Public Health England; 2015.
 31. Bratcher HB, Corton C, Jolley KA, *et al.*: **A gene-by-gene population genomics platform: de novo assembly, annotation and genealogical analysis of 108 representative *Neisseria meningitidis* genomes.** *BMC Genomics.* 2014; **15**: 1138.
[PubMed Abstract](#) | [Publisher Full Text](#) | [Free Full Text](#)
 32. Jolley KA, Bliss CM, Bennett JS, *et al.*: **Ribosomal multilocus sequence typing: universal characterization of bacteria from domain to strain.** *Microbiology.* 2012; **158**(Pt 4): 1005–15.
[PubMed Abstract](#) | [Publisher Full Text](#) | [Free Full Text](#)
 33. Harrison OB, Claus H, Jiang Y, *et al.*: **Description and nomenclature of *Neisseria meningitidis* capsule locus.** *Emerg Infect Dis.* 2013; **19**(4): 566–73.
[PubMed Abstract](#) | [Publisher Full Text](#) | [Free Full Text](#)
 34. Brehony C, Rodrigues CMC, Borrow R, *et al.*: **Distribution of Bexsero® Antigen Sequence Types (BASTs) in invasive meningococcal disease isolates: Implications for immunisation.** *Vaccine.* 2016; **34**(39): 4690–7.
[PubMed Abstract](#) | [Publisher Full Text](#) | [Free Full Text](#)
 35. Statacorp: **Stata Statistical Software: Release 12.** Release 12 ed. College Station, TX: StataCorp LP; 2011.
[Reference Source](#)
 36. Vianzon V, Illek B, Moe GR: **Effect of Vaccine-Elicited Antibodies on Colonization of *Neisseria meningitidis* Serogroup B and C Strains in a Human Bronchial Epithelial Cell Culture Model.** *Clin Vaccine Immunol.* 2017; **24**(10): pii: e00188-17.
[PubMed Abstract](#) | [Publisher Full Text](#) | [Free Full Text](#)
 37. Johswich KO, McCaw SE, Islam E, *et al.*: **In vivo adaptation and persistence of *Neisseria meningitidis* within the nasopharyngeal mucosa.** *PLoS Pathog.* 2013; **9**(7): e1003509.
[PubMed Abstract](#) | [Publisher Full Text](#) | [Free Full Text](#)
 38. Ma M, Powell DA, Weyand NJ, *et al.*: **A Natural Mouse Model for *Neisseria* Colonization.** *Infect Immun.* 2018; **86**(5): pii: e00839-17.
[PubMed Abstract](#) | [Publisher Full Text](#) | [Free Full Text](#)
 39. Zaura E, Keijsers BJ, Huse SM, *et al.*: **Defining the healthy “core microbiome” of oral microbial communities.** *BMC Microbiol.* 2009; **9**: 259.
[PubMed Abstract](#) | [Publisher Full Text](#) | [Free Full Text](#)
 40. Keijsers BJ, Zaura E, Huse SM, *et al.*: **Pyrosequencing analysis of the oral microflora of healthy adults.** *J Dent Res.* 2008; **87**(11): 1016–20.
[PubMed Abstract](#) | [Publisher Full Text](#)
 41. Basta NE, Stuart JM, Nascimento MC, *et al.*: **Methods for identifying *Neisseria meningitidis* carriers: a multi-center study in the African meningitis belt.** *PLoS One.* 2013; **8**(10): e78336.
[PubMed Abstract](#) | [Publisher Full Text](#) | [Free Full Text](#)
 42. Orr HJ, Gray SJ, Macdonald M, *et al.*: **Saliva and meningococcal transmission.** *Emerg Infect Dis.* 2003; **9**(10): 1314–5.
[PubMed Abstract](#) | [Free Full Text](#)
 43. Jordens JZ, Williams JN, Jones GR, *et al.*: **Detection of meningococcal carriage by culture and PCR of throat swabs and mouth gargles.** *J Clin Microbiol.* 2002; **40**(1): 75–9.
[PubMed Abstract](#) | [Publisher Full Text](#) | [Free Full Text](#)
 44. Rodrigues F, Christensen H, Morales-Aza B, *et al.*: **Viable *Neisseria meningitidis* is commonly present in saliva in healthy young adults: Non-invasive sampling and enhanced sensitivity of detection in a follow-up carriage study in Portuguese students.** *PLoS One.* 2019; **14**(2): e0209905.
[PubMed Abstract](#) | [Publisher Full Text](#) | [Free Full Text](#)
 45. Guiver M, Borrow R, Marsh J, *et al.*: **Evaluation of the Applied Biosystems automated Taqman polymerase chain reaction system for the detection of meningococcal DNA.** *FEMS Immunol Med Microbiol.* 2000; **28**(2): 173–9.
[PubMed Abstract](#) | [Publisher Full Text](#)
 46. Marshall HS, McMillan M, Koehler A, *et al.*: **B Part of It protocol: a cluster randomised controlled trial to assess the impact of 4CMenB vaccine on pharyngeal carriage of *Neisseria meningitidis* in adolescents.** *BMJ Open.* 2018; **8**(7): e020988.
[PubMed Abstract](#) | [Publisher Full Text](#) | [Free Full Text](#)
 47. Rodrigues CMC, Lucidarme J, Borrow R, *et al.*: **Genomic Surveillance of 4CMenB Vaccine Antigenic Variants among Disease-Causing *Neisseria meningitidis* Isolates, United Kingdom, 2010-2016.** *Emerg Infect Dis.* 2018; **24**(4): 673–82.
[PubMed Abstract](#) | [Publisher Full Text](#) | [Free Full Text](#)

Open Peer Review

Current Peer Review Status:  

Version 1

Reviewer Report 17 September 2019

<https://doi.org/10.21956/wellcomeopenres.16781.r36292>

© 2019 Anderson A. This is an open access peer review report distributed under the terms of the [Creative Commons Attribution License](#), which permits unrestricted use, distribution, and reproduction in any medium, provided the original work is properly cited.



Annaliesa S. Anderson 

Vaccine Research and Development, Pfizer, Pearl River, NY, USA

Invasive meningococcal disease (IMD), caused by *Neisseria meningitidis*, though rare has a rapid onset and is associated with severe outcomes. Vaccines are now available for the five serogroups that cause the majority of disease. These vaccines have mostly been licensed by demonstrating that they induce antibodies that can kill their target pathogen in serum bactericidal assays. This approach has resulted in a reduction of disease rates for *N. meningitidis* serogroup C (MnC) after the introduction and mass vaccination of children in the UK from 1.8 cases per 100000, prior to introducing the vaccine in 2000, to 0.08 cases per 100000 in 2015/16¹. The primary risk factor for IMD, is coming into contact with the pathogen, specifically through the oropharyngeal route. Carriage studies conducted after the implementation of the MnC conjugate vaccine demonstrated that it not only reduced disease incident rates, but also reduced the carriage of MnC strains in the population^{2,3}. Thus the vaccine provided direct protection from disease by making antibodies that killed MnC and indirect protection by inducing herd protection by preventing acquisition of the pathogen. Carriage studies, such as UKMenCar4 are an incredibly important approach to indirectly measure the potential effectiveness of vaccines through herd immunity. They can also provide an insight into population dynamics of the pathogen in different environments as a way to better understand additional risk factors for IMD and to identify the optimum ages to vaccinate children prior to them becoming at risk.

UKMenCar4 is a cross-sectional survey of 21,873 UK adolescents aged between 15 and 19 years. It was conducted as a follow-on study of those conducted 19 years previously when meningococcal carriage rates were approximately 17% in this age group; and disease rates were 9.28 per 100000 I 15-17 year olds⁴. A major objective for this study is to assess what the carriage dynamics are in a period of low IMD incidence. The submitted protocol provides the justification for the study- size, population, collection methods, data analysis and meningococcal isolate characterization. The protocol also provides information on how the different study sites use student advocates to disseminate information to the student bodies.

Bratcher *et al* discuss how some of the protocol choices were made. A major consideration is the approach that is used to define carriage. *N. meningitidis* strains are fastidious which has led to the

practice of plating out the subjects swabs as soon as they are taken in the field as opposed to transporting them to a laboratory prior to doing the isolation work. In contrast with the advent of sensitive molecular diagnostics many groups have assessed whether the culture approach can be negated by directly analyzing the swab for DNA. Jones *et al*⁵ conducted a head to head analysis of carriage and disease isolates using molecular approaches and showed that while the invasive disease isolates (99%) could be readily characterized by PCR genogrouping approaches, only 43% of isolates could be grouped by this approach. Sequencing of these isolates revealed that small changes in the capsular operon was the culprit for this lack of sensitivity, highlighting the importance of collecting the isolate so that more definitive strain characterization can be conducted. This still leaves the question of what may be being missed due to the potential for isolation approaches to be less sensitive than molecular methods. A series of studies in 10 – 25 year olds (approximately 4000) were recently conducted in the UK⁶, Canada⁷ and the Netherlands⁸ to specifically address this question. The overall meningococcal carriage rates were similar for both methods. In contrast there was a trend for *N. meningitidis* serogroup B rates to be lower in the UK and Canada for the cultured samples compared to the samples that were not cultured. These studies were designed to pinpoint at what age subjects start to carry meningococcal strains and thus looked at a wider age range than the described UKMenCar4 study. In Canada carriage rates jumped from approximately 8% to 25% as subjects transitioned to a University setting. In the Netherlands carriage rates started to rise in 14- 18 year olds and averaged around 20% for older subjects. In the UK there was an incremental increase of approximately 10% between the 15-16, 17-18 and 19-25 year old age groups from approximately 20% to 40%. The younger age groups had much lower carriage rates; suggesting that from a vaccination perspective it would be important to ensure that children are vaccinated to ensure that they produce an optimal response prior to being exposed to the pathogen if vaccination is indicated. These studies also highlight that although smaller than UKMenCar4, carriage rates may differ from region to region, which should also be taken into consideration when implementing meningococcal vaccine schedules.

In summary the UKMenCar4 protocol will be sufficient to estimate UK carriage rates in this population. It will not have the advantage to determine what the trends are in the aligning age groups but will provide a useful baseline is meningococcal vaccine schedules are expanded to adolescents in the UK.

References

1. Findlow H, Campbell H, Lucidarme J, Andrews N, et al.: Serogroup C Neisseria meningitidis disease epidemiology, seroprevalence, vaccine effectiveness and waning immunity, England, 1998/99 to 2015/16. *Euro Surveill.* 2019; **24** (1). [PubMed Abstract](#) | [Publisher Full Text](#)
2. Maiden MC, Ibarz-Pavón AB, Urwin R, Gray SJ, et al.: Impact of meningococcal serogroup C conjugate vaccines on carriage and herd immunity. *J Infect Dis.* 2008; **197** (5): 737-43 [PubMed Abstract](#) | [Publisher Full Text](#)
3. Ramsay ME, Andrews NJ, Trotter CL, Kaczmarski EB, et al.: Herd immunity from meningococcal serogroup C conjugate vaccination in England: database analysis. *BMJ.* 2003; **326** (7385): 365-6 [PubMed Abstract](#) | [Publisher Full Text](#)
4. Balmer P, Borrow R, Miller E: Impact of meningococcal C conjugate vaccine in the UK. *J Med Microbiol.* 2002; **51** (9): 717-22 [PubMed Abstract](#) | [Publisher Full Text](#)
5. Jones CH, Mohamed N, Rojas E, Andrew L, et al.: Comparison of Phenotypic and Genotypic Approaches to Capsule Typing of Neisseria meningitidis by Use of Invasive and Carriage Isolate Collections. *J Clin Microbiol.* 2016; **54** (1): 25-34 [PubMed Abstract](#) | [Publisher Full Text](#)
6. Jeppesen CA, Snape MD, Robinson H, Gossger N, et al.: Meningococcal carriage in adolescents in

the United Kingdom to inform timing of an adolescent vaccination strategy. *J Infect.* 2015; **71** (1): 43-52 [PubMed Abstract](#) | [Publisher Full Text](#)

7. Gilca R, De Wals P, Nolan S, Kitchin N, et al.: A Longitudinal Epidemiology Study of Meningococcal Carriage in Students 13 to 25 Years Old in Quebec. *mSphere.* 2018; **3** (6). [Publisher Full Text](#)

8. van Ravenhorst MB, Bijlsma MW, van Houten MA, Struben VMD, et al.: Meningococcal carriage in Dutch adolescents and young adults; a cross-sectional and longitudinal cohort study. *Clin Microbiol Infect.* 2017; **23** (8): 573.e1-573.e7 [PubMed Abstract](#) | [Publisher Full Text](#)

Is the rationale for, and objectives of, the study clearly described?

Yes

Is the study design appropriate for the research question?

Yes

Are sufficient details of the methods provided to allow replication by others?

Yes

Are the datasets clearly presented in a useable and accessible format?

Not applicable

Competing Interests: ASA works for Pfizer, a company that markets meningococcal vaccines.

Reviewer Expertise: Vaccine Research and Development ; Antibacterial Research and Development; Bacterial Pathogenicity

I confirm that I have read this submission and believe that I have an appropriate level of expertise to confirm that it is of an acceptable scientific standard.

Reviewer Report 06 September 2019

<https://doi.org/10.21956/wellcomeopenres.16781.r36276>

© 2019 Fairley D. This is an open access peer review report distributed under the terms of the [Creative Commons Attribution License](#), which permits unrestricted use, distribution, and reproduction in any medium, provided the original work is properly cited.



Derek J. Fairley

¹ Belfast HSC Trust, Belfast, UK

² Queen's University Belfast, Belfast, UK

Meningococcal carriage, especially among adolescents, is a critical part of the natural history of meningococcal disease. Adolescents represent the main reservoir of this pathogen, and the changing epidemiology of this disease in the UK and elsewhere is driven by changing patterns of carriage. In addition, the longer term effects of vaccination on rates and patterns of meningococcal carriage and disease are rather uncertain. Comprehensive carriage studies are

essential to improve our understanding of both pathogenic and non-pathogenic *Neisseria* species, and as surveillance tools.

This protocol describes such a study, the fourth in a series conducted by the UK Meningococcal Carriage consortium, in England and Wales.

Significantly, this carriage study also serves as a baseline immediately prior to the introduction of routine infant MenB vaccination in the UK in 2015.

As for previous UKMenCar studies, the study aimed to recruit a large and unbiased cohort of adolescents through a multi-centre cross-sectional cohort design. The study team are internationally recognised experts in this field, and the methods were chosen to ensure compatibility with previous UKMenCar studies.

I would encourage future studies of this type to consider molecular testing of naso/pharyngeal swab specimens in addition to culture to identify carriers.

I was slightly disappointed to see the oft-cited average carriage rate of ~10% appear prominently in the Abstract (albeit with the caveat that rates "are dependent on age of the host and social and behavioural factors"). The authors also cite (from a 2010 meta-analysis) a figure of 4.5% carriage in infants. That analysis did not assume zero carriage at age zero, and the fitted data indicated 4.5% meningococcal carriage at birth - a value I feel is open to question. As the UKMenCar4 study is entirely focused on adolescents, it may be better to emphasise the much higher age-specific carriage rates seen in that age group, rather than repeating the (often misinterpreted!) all-age population average of 10%.

Notably, I believe the number of meningococcal whole-genome sequences (with corresponding MLST, rMLST, cgMLST, capsular genogroup and BAST data analysis) that will be generated make this the largest study of its kind to date.

The commitment to also sequence other (non-pathogenic) *Neisseria* isolates is a welcome and valuable objective that may improve understanding of interactions with meningococcus within the oropharynx/nasopharynx.

I look forward with great interest to seeing the data from this study in due course.

Is the rationale for, and objectives of, the study clearly described?

Yes

Is the study design appropriate for the research question?

Yes

Are sufficient details of the methods provided to allow replication by others?

Yes

Are the datasets clearly presented in a useable and accessible format?

Not applicable

Competing Interests: I am a non-executive director and shareholder of a company (HiberGene Diagnostics Ltd) that develops and markets diagnostic tests for meningococcal disease.

Reviewer Expertise: Molecular and diagnostic microbiology, with interests in meningococcal disease, including carriage.

I confirm that I have read this submission and believe that I have an appropriate level of expertise to confirm that it is of an acceptable scientific standard.
