

1 **A multi-ancestry genetic study of pain intensity in 598,339 veterans**

2 Sylvanus Toikumo^{1,2}, Rachel Vickers-Smith^{1,3}, Zeal Jinwala², Heng Xu², Divya Saini², Emily Hartwell^{1,2},
3 Mirko P. Venegas⁴, Kyle A. Sullivan⁴, Ke Xu^{5,6}, Daniel A. Jacobson⁴, Joel Gelernter^{5,6}, Christopher T.
4 Rentsch^{5,7,8}, Million Veteran Program*, Eli Stahl⁹, Martin Cheatle², Hang Zhou^{5,6,10}, Stephen G.
5 Waxman^{5,11}, Amy C. Justice^{5,7,12}, Rachel L. Kember^{1,2**}, Henry R. Kranzler^{1,2**}

6
7 ¹Mental Illness Research, Education and Clinical Center, Crescenz VAMC, Philadelphia, PA, USA;

8 ²Department of Psychiatry, University of Pennsylvania Perelman School of Medicine, Philadelphia, PA,
9 USA; ³Department of Epidemiology and Environmental Health, University of Kentucky College of Public

10 Health; Lexington, KY, USA; ⁴Biosciences Division, Oak Ridge National Laboratory, Oak Ridge, TN, USA;

11 ⁵Veterans Affairs Connecticut Healthcare System, West Haven, CT, USA; ⁶Department of Psychiatry, Yale
12 University School of Medicine, New Haven, CT, USA; ⁷Department of Medicine, Yale University School of

13 Medicine, New Haven, CT, USA; ⁸London School of Hygiene & Tropical Medicine, London, UK;

14 ⁹Regeneron Genetics Center, Tarrytown, NY, USA; ¹⁰Section of Biomedical Informatics and Data Science,

15 Yale University School of Medicine, New Haven, CT, USA; ¹¹Department of Neurology, Yale University

16 School of Medicine, New Haven, CT, USA; ¹²Yale University School of Public Health, New Haven, CT, USA

17 *A list of authors and their affiliations appears at the end of the paper. A full list of members and their
18 affiliations appears in the Supplementary Information.

19 **These authors contributed equally to supervising the work reported here.

20 **Corresponding author:** Henry R. Kranzler, MD, Department of Psychiatry, University of Pennsylvania
21 Perelman School of Medicine, Philadelphia, PA, USA. Email: kranzler@penncmedicine.upenn.edu

22

23

24

25

26

27

28 **Abstract**

29 Chronic pain is a common problem, with more than one-fifth of adult Americans reporting pain daily or
30 on most days. It adversely affects quality of life and imposes substantial personal and economic costs.
31 Efforts to treat chronic pain using opioids played a central role in precipitating the opioid crisis. Despite
32 an estimated heritability of 25-50%, the genetic architecture of chronic pain is not well characterized, in
33 part because studies have largely been limited to samples of European ancestry. To help address this
34 knowledge gap, we conducted a cross-ancestry meta-analysis of pain intensity in 598,339 participants in
35 the Million Veteran Program, which identified 126 independent genetic loci, 69 of which are novel. Pain
36 intensity was genetically correlated with other pain phenotypes, level of substance use and substance
37 use disorders, other psychiatric traits, education level, and cognitive traits. Integration of the GWAS
38 findings with functional genomics data shows enrichment for putatively causal genes (n = 142) and
39 proteins (n = 14) expressed in brain tissues, specifically in GABAergic neurons. Drug repurposing analysis
40 identified anticonvulsants, beta-blockers, and calcium-channel blockers, among other drug groups, as
41 having potential analgesic effects. Our results provide insights into key molecular contributors to the
42 experience of pain and highlight attractive drug targets.

43

44

45

46

47

48

49

50

51

52

53

54

55 **Introduction**

56 Pain is an unpleasant sensory and emotional experience associated with, or resembling that
57 associated with, actual or potential tissue damage¹. Acute pain typically lasts less than four weeks, while
58 chronic pain lasts more than three months². More than 50 million US adults report experiencing pain on
59 most days or every day³, making pain the most common reason for seeking medical treatment⁴. In the
60 late 1980s many medical and pain organizations adopted policies to ensure the adequate assessment of
61 pain, which was designated “the fifth vital sign”². A dramatic increase in prescriptions for opioid
62 analgesics resulted, contributing to the opioid epidemic and a doubling of opioid-related deaths in the
63 1990s^{5,6}.

64 Opioids are not efficacious in managing chronic non-cancer pain⁷ and their long-term use is
65 associated with addiction, sleep disturbances, opioid-induced hyperalgesia, endocrine changes, and
66 cardiac and cognitive effects^{8,9}. Non-opioid medications, such as non-steroidal anti-inflammatory and
67 antiepileptic drugs, are effective for only some types of pain and can have significant adverse effects¹⁰.
68 Thus, novel therapeutic targets for chronic pain are needed to facilitate the discovery or repurposing of
69 safe, effective analgesics.

70 Notably, drug development efforts informed by genetics can double the rate of success¹¹.
71 Although the heritability (h^2) of individual differences in the susceptibility to develop chronic pain is
72 estimated to be 25–50%¹², the mechanisms that underlie it are poorly understood¹³. Genome-wide
73 association studies (GWAS) of chronic pain in large samples have focused on specific bodily sites^{13–17} or
74 aspects of an individual’s sensitivity to experiencing and reporting pain^{18–21}. GWAS have identified
75 genome-wide significant (GWS) loci for headache²², osteoarthritis²³, low back pain^{16,17}, knee pain¹⁴,
76 neuropathic pain²⁴, and multisite chronic pain^{18,19}, with high genetic correlations among them²⁵. There
77 are also significant genetic correlations between pain phenotypes and psychiatric, substance use,
78 cognitive, anthropometric, and circadian traits^{14,16–18,26}. This suggests that a common genetic
79 susceptibility underlies a broad range of diverse chronic pain conditions²⁶ and common co-occurring
80 conditions.

81 Most GWAS of pain traits have been conducted in predominantly European ancestry cohorts.
82 However, biobanks linked to electronic health records (EHRs), with large, well-characterized, multi-
83 ancestry samples, are now available for use in identifying genetic risk factors and therapeutic targets for
84 chronic pain²⁷. The Million Veteran Program (MVP)²⁸, an observational cohort study and mega-biobank
85 implemented in the U.S. Department of Veterans Affairs (VA) health care system, includes data on
86 routine pain screening. Pain ratings in the MVP use an 11-point ordinal numeric rating scale (NRS), which

87 has been a standard practice in VA primary care for more than a decade²⁹ and has been shown to be a
88 consistent, valid measure of reported pain^{30,31}.

89 We conducted a cross-ancestry meta-analysis of the NRS in samples of African American (AA),
90 European American (EA) and Hispanic American (HA) ancestries from the MVP (N = 598,339). Although
91 the NRS is a report of pain intensity experienced at a specific point in time, we used the median of
92 medians as a proxy for chronic pain. We also conducted a secondary analysis in a subsample of 566,959
93 individuals that excluded participants with a lifetime opioid use disorder (OUD) diagnosis to assess
94 potential confounding by OUD, in a subsample of 291,759 participants that excluded those with pain
95 ratings = 0, and in males and females separately (sex-stratified) (Extended Data Fig 1).

96 **Results**

97 **Description of the sample**

98 The study sample comprised 598,339 individuals (AA = 112,968, EA = 436,683, HA = 48,688), of
99 whom 91.2% were male (Supplementary Table 1). The secondary analyses that excluded individuals with
100 a lifetime OUD diagnosis were reduced by 5% across population groups (AA = 104,050, EA = 415,740, HA
101 = 46,169) (Supplementary Table 1). The median ages were 61.4 (s.d = 14.0) and 61.7 (s.d = 14.1) in the
102 full and non-OUD samples, respectively. Approximately half of individuals in both the full sample (51.2%)
103 and the non-OUD sample (52.7%) reported a median NRS of 0, i.e., no pain. Mild (NRS 1-3), moderate
104 (NRS 4-6) and severe pain (NRS 7-10) were reported by 24.4%, 19.2%, and 4.5%, respectively in the full
105 sample, and by 24.6%, 18.2%, and 4.0%, respectively, in the non-OUD sample.

106 **Identification of pain intensity risk loci**

107 Our cross-ancestry meta-analysis of 16,254,110 imputed autosomal SNPs in the AA, EA, and HA
108 samples identified 4,416 GWS variants represented by 158 LD-clumped index variants ($r^2 > 0.1$) (Fig. 1).
109 No lead SNP showed evidence of heterogeneity across ancestries, based on the I^2 index (Supplementary
110 Figure 1). In a cross-ancestry meta-analysis of chrX, we identified one GWS variant (*DASH2*-rs195035)
111 (Supplementary Table 2). Analyses conditioned on the lead SNP left 126 (125 autosomal and 1 chrX)
112 independent association signals (Supplementary Table 2), including 57 previously reported as pain-
113 related loci^{16,18} and 69 novel loci (Fig. 1, Supplementary Table 2). Eight independent variants are exonic,
114 85 reside within a gene transcript, and 33 are intergenic. Of the 8 exonic variants, 2 have likely damaging
115 effects (PolyPhen > 0.5, CADD > 15; *SLC39A8*-rs13107325 and *WSCD2*-rs3764002) and 5 are potentially

116 deleterious (CADD > 15; *ANAPC4*-rs34811474, *MIER*-rs2034244, *NUCB2*-rs757081, *AKAP10*-rs203462 and
117 *APOE*-rs429358) (Supplementary Table 2).

118 [Insert Figure 1 here]

119 We looked up the 126 independent variants in a recent meta-analysis of 17 United Kingdom
120 Biobank (UKBB) pain-related traits²⁰, a common genetic pain factor consisting of 24 chronic pain
121 conditions in the UKBB²⁶, and the human pain genes database (HPGD)³². Two variants (*TCF4*-rs618869
122 and *APOE*-rs429358) were GWS in the meta-analyses of pain traits (Supplementary Table 2). None of the
123 69 novel pain associations reported here were GWS in the published studies^{20,26} or the HPGD³²,
124 confirming their novelty.

125 Because inflammation appears to play a role in pain susceptibility²⁰, we explored the 126
126 independent pain intensity loci (within a 1-Mb buffer) for pleiotropy with immune traits in the GWAS
127 catalog³³. Of these, 25 (9 novel) were pleiotropic with immune/hematopoietic traits, such as C-reactive
128 protein levels and blood cell counts (Supplementary Table 3).

129 The GWAS using 7,069,962 imputed autosomal SNPs in EAs yielded 103 LD clumps ($r^2 > 0.1$)
130 across 86 independent loci (Extended Data Fig. 2, Supplementary Table 4). One chrX variant (*DASH2*-
131 rs195035) was GWS in EAs (Supplementary Table 4). Of the 87 independent loci, 15 were not GWS in the
132 cross-ancestry meta-analysis (Supplementary Table 4). We also identified 2 GWS variants in 1 locus
133 (nearest gene *PPARD*; chr 6) in AAs (11,183,154 imputed SNPs), and 15 GWS variants in 2 loci (nearest
134 genes *RNU6-461P*, chr 3 and *RNU6-741P*, chr 15) in HAs (5,859,313 imputed SNPs; Supplementary Table
135 5). No chrX locus was associated with pain intensity in AAs or HAs. We used a sign test to examine the 86
136 independent EA index autosomal variants in AAs and HAs, of which 57 and 74, respectively, were
137 directly analyzed or had proxy SNPs in these populations (Supplementary Table 6). Most variants had
138 the same direction of effect in both populations (N_{SNPs} AAs = 41, HAs = 61; sign test AAs $P = .0013$, HAs P
139 $= 1.39 \times 10^{-8}$). Only 15 variants (N_{SNPs} AAs = 2, HAs = 13) were nominally associated ($P < 0.05$) and none
140 survived multiple test correction (Supplementary Table 6). The cross-ancestry genetic-effect correlation
141 (ρ_{pe}) was 0.71 (SE = 0.13, $P = 2.12 \times 10^{-2}$) between EAs and AAs and 0.74 (SE = 0.08, $P = 6.81 \times 10^{-4}$)
142 between EAs and HAs. The cross-ancestry heritability estimates between AAs and HAs were too low to
143 calculate ρ_{pe} between them.

144 **Loci for non-ODD diagnosis, non-zero pain ratings and sex differences.**

145 The secondary cross-ancestry meta-analysis that excluded participants with a lifetime OUD
146 diagnosis identified 3,400 SNPs in 101 LD-independent risk loci (Supplementary Table 7). Of these, 88
147 were GWS in the primary GWAS, whereas 13 were $p < 10^{-6}$, including 10 that were novel (Supplementary
148 Table 7). We also identified 18 ancestry-specific loci (17 in EAs and 1 in AAs) (Supplementary Tables 8 &
149 9).

150 The cross-ancestry meta-analysis of individuals with NRS>0 identified 461 SNPs in 12
151 independent risk loci (Supplementary Table 10). Of these, 8 were associated with pain intensity in the
152 primary GWAS, whereas 4 loci were not, including 3 (*TNFRSF10B*-rs189788533, *RP11-99C10.1*-rs7124028,
153 *FAM81A*-rs149493877) novel pain loci (Supplementary Table 10). In EAs and AAs, we identified 11 and 1
154 independent risk loci, respectively, including 3 (EA, *TNFRSF10B*-rs189788533 and *RP11-404L6.2*-rs6884145; AA,
155 *FAM81A*-rs149493877) additional novel associations (Supplementary Table 11).

156 In a cross-ancestry meta-analysis that comprised males only, we identified 97 independent risk
157 loci (one on chrX), including 8 that were not GWS in the primary GWAS and 7 novel associations for pain
158 traits (*NASP*-rs2991977, *PDE11A*-rs16865764, *RP11-138I17.1*-rs1726312995, *CD14*-rs2569190, *RP11-*
159 *572H4.1*-rs1122665, *SLITRK1*-rs1331928, and *SDK2*-rs150636180) (Supplementary Table 12). We also
160 identified 75 independent risk loci (one in chrX) in EAs – including seven novel for pain traits –
161 (Supplementary Table 13) and one novel locus each for AAs and HIS (Supplementary Table 14). No
162 variant was GWS among females, though 28 LD-clumped variants ($r^2 > 0.1$) showed a suggestive level of
163 association ($P < 5 \times 10^{-6}$, Supplementary Table 15). The direction of allele effects was highly correlated
164 between males and females ($r = 0.68$, $P = 2.2 \times 10^{-16}$) (Supplementary Fig. 2), as was genetic correlation
165 for pain intensity (EAs, $r_g = 0.87$, $P = 1.41 \times 10^{-35}$ and AAs, $r_g = 1$, $P = 6.8 \times 10^{-3}$). SNP heritability was
166 moderate for both females (EAs = 0.12 and AAs = 0.05) and males (EAs = 0.08 and AAs = 0.06).

167 Overall, the per-allele effect sizes of lead risk variants between the primary and secondary
168 GWASs were high, ranging from 0.88 to unity ($P < 2.2 \times 10^{-16}$; Extended Data Fig. 3). The genomic
169 inflation factor (λ_{GC}) of the fixed-effect meta-analysis across all GWASs ranges from 1.03 to 1.23
170 (Supplementary Fig. 3), as expected for a polygenic trait^{34,35}. Across all GWASs, the univariate
171 LDSC intercept ranges from 0.99 to 1.2 (s.e. 0.01), which, being close to 1.0, suggests that most of the
172 genome-wide elevation of the association statistics comes from true additive polygenic effects rather
173 than a confounder such as population stratification. LDSC genetic correlations [r_g] between the primary
174 and secondary GWASs were high, ranging from 0.89 to unity, with overlapping confidence intervals
175 (Extended Data Fig. 4). In the primary GWAS, the LDSC ratio between the intercept and mean χ^2 statistic

176 (1.90) was 0.13, suggesting that 87% of the observed inflation in χ^2 -statistic is due to the polygenicity of
177 the pain trait.

178 **Single-nucleotide polymorphism heritability and enrichment**

179 The proportion of variation in pain intensity explained by common genetic variants (h^2_{SNP}) was
180 similar both for the primary (AAs: 0.06 ± 0.009 , EAs: 0.08 ± 0.003 and HAs: 0.07 ± 0.011) and the non-
181 OUD GWAS (AAs: 0.07 ± 0.009 , EAs: 0.08 ± 0.003 and HAs: 0.07 ± 0.011) (Supplementary Table 16).

182 Partitioning the SNP heritability for pain intensity revealed significant tissue-group enrichment
183 in central nervous system (CNS) ($P = 1.47 \times 10^{-12}$), adrenal gland ($P = 8.97 \times 10^{-5}$), liver ($P = 3.15 \times 10^{-4}$),
184 skeletal ($P = 8.50 \times 10^{-4}$), cardiovascular ($P = .001$), and immune/hematopoietic ($P = .004$) tissues (Figure
185 2A & B, Supplementary Table 17). In gene expression datasets derived from multiple tissues, we
186 observed predominant h^2_{SNP} effects in brain ($P = 2.87 \times 10^{-5}$), including hippocampus ($P = 1.00 \times 10^{-4}$) and
187 limbic system ($P = 1.15 \times 10^{-4}$) (Figures 2C & D, Supplementary Table 18). SNP-based heritability in
188 histone modification data also showed robust enhancer (H3K27ac and H3K4me1) and active promoter
189 (H3K4me3 and H3K9ac) enrichments in brain tissues, including the dorsolateral prefrontal cortex
190 ($P < 1.32 \times 10^{-4}$), inferior temporal lobe ($P < 3.09 \times 10^{-4}$), angular gyrus ($P = 8.42 \times 10^{-5}$), and anterior
191 caudate ($P = 1.12 \times 10^{-4}$) (Figure 2E, Supplementary Table 19). Similar results were obtained for the
192 partitioned heritability analysis of the non-OUD GWAS (Supplementary Tables 17 & 18), though it also
193 included significant expression effects in the cortex and cerebellum.

194 Although the SNP-based heritability and enrichment for the primary and non-OUD GWASs were
195 similar, because the primary GWAS using the full sample yielded more risk loci, we based all
196 downstream analyses (except r_g analyses) on the GWAS results from that sample.

197 [Insert Figure 2 here]

198 **Gene-set enrichment in tissue and cell types**

199 We mapped GWAS variants to genes via expression quantitative trait locus (eQTL) association
200 and assessed the tissue enrichment of mapped genes. After correcting for multiple testing
201 ($P = 9.25 \times 10^{-4}$) in the cross-ancestry and EA-specific GWASs, we uncovered significant transcriptomic
202 enrichment only in brain tissues (Extended Data Fig. 5). Consistent with previous findings of brain tissue
203 enrichment across different pain phenotypes in EAs^{18,21,23}, both our EA and cross-ancestry analyses
204 showed notable enrichment in the cerebellum (cross-ancestry, $P = 2.48 \times 10^{-7}$; EA, $P = 2.90 \times 10^{-6}$),

205 cerebellar hemisphere (cross-ancestry, $P = 4 \times 10^{-7}$; EA, $P = 6.23 \times 10^{-6}$), cortex (cross-ancestry,
206 $P = 2.79 \times 10^{-6}$; EA, $P = 3 \times 10^{-4}$), and frontal cortex (cross-ancestry, $P = 2.82 \times 10^{-6}$; EA, $P = 4.17 \times 10^{-4}$)
207 (Extended Data Fig. 5). Among AAs there were no significantly enriched tissues (Supplementary Table
208 20).

209 To investigate enrichment at the level of cell types in the EA GWAS results, we conducted cell-
210 type specific analysis in a collection of 13 human brain sc-RNAseq datasets. After adjusting for possible
211 confounding due to correlated expression within datasets using a stepwise conditional analysis, we
212 detected jointly significant cell-type enrichments (proportional significance, PS > 0.5) for GABAergic
213 neurons largely in the human adult mid-brain ($P = 0.003$, $\beta = 0.206$, s.e. = 0.075, PS 0.56) and to a lesser
214 extent in the prefrontal cortex ($P = 0.044$, $\beta = 0.045$, s.e. = 0.016, PS 0.39) (Supplementary Table 21).

215 **Prioritization of candidate genes**

216 To facilitate the biological interpretation and identification of druggable targets, we used a
217 combination of gene-set and fine-mapping, transcriptomic, proteomic, and chromatin interaction
218 models to prioritize high-confidence variants and genes that most likely drive GWAS associations.
219 Assigning SNPs to genes using physical proximity, gene-based analyses identified 6 GWS genes in AAs,
220 203 in EAs, and 125 in the cross-ancestry results (Extended Data Fig. 6, Supplementary Table 22), but
221 none in HAs. Gene-set analysis using cross-ancestry GWAS results identified significantly enriched
222 biological processes in catecholamine uptake (GO:0051944; Bonferroni $P = 0.019$) and startle response
223 (GO:0001964; Bonferroni $P = 0.024$). Negative regulation of synaptic transmission (GO:0050805;
224 Bonferroni $P = 0.016$) was related to pain intensity in EAs (Supplementary Table 23).

225 For consistency with available reference data, we based the fine mapping procedure on EA
226 GWAS results using 78 genomic regions (spanning 103 index variants) (Supplementary Table 24) defined
227 by the maximum physical distance between the LD block of independent lead SNPs (Methods).
228 Functional genomic prediction models used the full EA GWAS results (Extended Data Fig. 1).

229 We fine-mapped the 78 regions using the Bayesian method (Methods). For each region with
230 independent causal signals (Supplementary Table 24), credible sets of variants (PP > 0.5) were
231 constructed to capture 95% of the regional posterior probability ($k \leq 5$, Supplementary Table 25). Of
232 these regions, 4 harbored 1 SNP (potentially indicating the causal variant), 20 regions 2 SNPs and 44
233 regions 3 or more SNPs (Supplementary Table 25). In total, fine-mapping prioritized 76 unique credible
234 variants ($N = 108$, Figure 3A), including 26 independent lead SNPs and 18 novel pain loci (Figure 3B).

235 Most (50/76) of the credible variants map to protein-coding genes and are mostly eQTLs
236 (Supplementary Table 25), and five harbor missense variants, of which three (*ANAPC4*, *APOE*, and
237 *SLC39A8*) are known pain loci^{18,23} and two (*RYR2* and *AKAP10*) are novel (Figure 3B). This small
238 proportion of missense variants and high eQTL enrichment are consistent with an increased probability
239 that the credible variants influence liability to pain intensity through gene expression modulation.

240 We performed TWAS and PWAS analyses to determine whether risk variants exert their effects
241 via gene and/or protein expression. After correction for multiple testing, 196 unique genes (TWAS eQTL
242 – 294, TWAS sQTL – 67 and PWAS – 32) were associated with pain intensity (Supplementary Tables 26 &
243 27). Of these, 69 represent novel associations (based on a window from the index GWAS locus > 1 MB).
244 PWAS showed significant associations in the dorsolateral prefrontal cortex (dlPFC) that overlapped for
245 22 unique genes across multiple brain tissues in the TWAS (eQTL – 16, sQTL – 8) (Figure 3C).

246 [Insert Figure 3 here]

247 Chromatin interaction mapping using Hi-C data in adult and fetal brain identified 512 unique
248 significantly interacting genes ($P = 2.84 \times 10^{-8}$) (Supplementary Table 28), of which 60 were associated
249 with all six chromatin annotations (Supplementary Fig. 4) and 20 overlapped with TWAS and/or PWAS
250 findings, including *DPYSL5*, *KHK*, *MAPRE3*, *MST1R*, *NEK4*, *GNL3*, *GRK4*, *UHRF1BP1* and *VKORC1* (Figure
251 3C, Supplementary Tables 26, 27 & 28).

252 Based on concordant evidence from colocalization analyses in TWAS and PWAS (COLOC PP4 >
253 0.80), 104 unique genes (TWAS eQTL – 139, TWAS sQTL – 20 and PWAS – 14) were putatively causal for
254 pain intensity (Supplementary Tables 26 & 27), of which 10 (including *DPYSL5*, *GRK4*, *KHK* and *MST1R*)
255 were validated by SMR analysis ($P_{\text{HEIDI}} > 0.05$) (Figure 3D, Supplementary Table 29). Among the 104
256 genes, 6 (*CHMP1A*, *GRIA1*, *GRK4*, *MST1R*, *STMN3* and *TRAF3*) captured 50% or more of the FINEMAP
257 posterior probability (Supplementary Table 25). Notably, the *MST1R* intronic locus (rs9815930), which is
258 in a credible set that harbors four other variants in high LD with the novel index variant rs2247036
259 (nearest gene – *TRAIIP*) (Extended Data Fig. 7), displayed the most robust causal effects from COLOC and
260 SMR in more than one brain tissue (Figure 3D).

261 We also explored enrichment of causal genes and proteins in the dorsal root ganglia (DRG),
262 which are important for transduction of nociceptive signals from the periphery to the CNS. None of the
263 causal genes or proteins (N = 104) were enriched in human or mouse DRG (Enrichment score > 0.5)
264 (Supplementary Fig. 5A). Supporting results from TWAS and PWAS, 63 unique genes (human – 38 and

265 mouse – 49) were primarily enriched in the CNS, of which 22 (including *GRK4*, *GRIA1*, *MAPRE3*, *NEK4*,
266 *STMN3* and *TRAF3*) showed common enrichment patterns across species (Supplementary Fig. 5B).

267 Integrating fine-mapping, colocalization and SMR prioritized 156 high-confidence genes
268 underlying the pain intensity GWAS association, of which 5 are exonic and missense (Supplementary
269 Table 30), and 151 exert their effect via gene or protein expression.

270 **Phenotypic correlates of pain intensity**

271 The strongest positive genetic correlations of pain intensity were with other pain phenotypes
272 (e.g., multisite chronic pain $r_g=0.789$, osteoarthritis $r_g=0.710$, neck/shoulder pain $r_g=0.669$, back pain
273 $r_g=0.697$, hip pain $r_g=0.729$, knee pain $r_g=0.637$; Figure 4). Of 72 medical, anthropometric, or psychiatric
274 traits associated epidemiologically with pain severity, 56 were significantly genetically correlated with
275 pain intensity in EAs (Bonferroni $P < 5.62 \times 10^{-4}$) (Figure 4, Supplementary Table 31).

276 [Insert Figure 4 here]

277 Notably, the liability to pain intensity was significantly positively genetically correlated with
278 neuroticism, depression, insomnia, a variety of smoking-related measures, cannabis use disorder (CUD),
279 alcohol dependence, OUD, and being overweight or obese (Figure 4). As in prior studies of other pain-
280 related phenotypes^{17,22,36}, pain intensity was significantly negatively correlated with educational
281 attainment, cognitive performance, intelligence, and age of smoking initiation (Figure 4). Relevant to
282 drug repurposing, pain intensity was also positively correlated with the use of a variety of analgesic and
283 anti-inflammatory drugs (Figure 4). We also found significant r_g s with pain intensity for several medical
284 conditions and health outcomes in the UKBB (including genitourinary disease, chronic bronchitis, angina,
285 etc., Bonferroni $P < 3.72 \times 10^{-5}$, Supplementary Table 32). In AAs, pain intensity was positively
286 genetically correlated with PTSD-related features (e.g., re-experiencing, hyperarousal) and nominally
287 associated ($p < 0.05$) with substance use traits (e.g., maximum alcohol intake and smoking trajectory,
288 Supplementary Table 33).

289 In the Yale-Penn sample, we calculated PRS for 4,922 AAs and 5,709 EAs for use in phenome-
290 wide association studies (PheWAS). Among AAs, no association survived Bonferroni correction
291 (Supplementary Fig. 6, Supplementary Table 34). In EAs, PheWAS identified 147 phenotypes, including
292 107 in the substance-related domain (40 opioid-related, 30 cocaine-related, 20 tobacco-related, 12
293 alcohol-related, and 6 cannabis-related) and 39 in other domains (9 medical, 18 psychiatric [9 PTSD, 5
294 ADHD, 2 conduct disorder, and 2 antisocial], 7 early childhood environmental, and 5 demographic

295 phenotypes) significantly associated with the pain PRS (Supplementary Fig. 7, Supplementary Table 34).
296 The most significant findings were a negative association of the pain PRS with educational attainment
297 ($P = 2.39 \times 10^{-26}$) and a positive association with the Fagerström Test for Nicotine Dependence ($P = 4.71$
298 $\times 10^{-25}$). Opioid dependence was also positively associated with the pain PRS ($P = 3.87 \times 10^{-12}$) and
299 remained significant for a PRS based on the supplementary GWAS that excluded individuals with an OUD
300 diagnosis (OR = 1.27, $P = 1.35 \times 10^{-6}$).

301 In PMBB, we calculated PRS for 10,383 AAs and 29,355 EAs. In AAs, no association with the pain
302 PRS survived Bonferroni correction (Supplementary Fig. 8, Supplementary Table 35). In EAs, the pain PRS
303 was associated with 63 phenotypes, including 7 pain phenotypes and 6 psychiatric disorders (i.e.,
304 substance-, depression-, and anxiety-related traits). The pain PRS was also associated with circulatory
305 system (n=11), infectious diseases (n=4), endocrine/metabolic (n=8), genitourinary (n=2),
306 musculoskeletal (n=3), and neoplasms (n=4). The most significant findings were positive correlations
307 with obesity ($P = 1.97 \times 10^{-45}$) and tobacco use disorder ($P = 1.55 \times 10^{-24}$) and a negative association with
308 benign neoplasm of skin ($P = 2.67 \times 10^{-26}$) (Supplementary Fig. 9, Supplementary Table 35). In females,
309 pain PRS was positively associated with sleep apnea and obstructive sleep apnea, and negatively
310 associated with disorders of refraction, degenerative skin conditions and astigmatism ($P < 3.65 \times 10^{-5}$)
311 (Supplementary Table 35). The pain PRS was negatively associated with elevated prostate specific
312 antigen in males ($P = 1.03 \times 10^{-6}$) (Supplementary Table 35).

313 Two-sample MR between genetically correlated traits (N = 16) and pain intensity yielded 9 traits
314 with evidence of heterogeneity (Cochran $P < 0.05$) and no horizontal pleiotropy (MR-Egger interval $P >$
315 0.05), 3 of which were bidirectional (Supplementary Table 36). Genetically predicted higher depressed
316 affect subcluster, neuroticism, and smoking initiation had a significant positive bidirectional causal effect
317 with pain intensity (Supplementary Table 36). Further, increased opioid use (N02A) positively predicted
318 pain intensity.

319 **Genetically inferred drug repurposing**

320 Of the 156 genes in EAs with evidence supporting causality from fine-mapping and functional
321 genomic prediction, 20 were present in the druggable genome database³⁷ (Supplementary Table 37). Of
322 these druggable candidate genes, 11 (including *GRIA1*, *GRK4* and *MST1R*) are tier-1 candidates, which
323 include targets of licensed drugs and drugs in clinical trials, 4 genes (e.g., *NEK4* and *RYR2*) are in tier 2,
324 and 4 are in tier 3 (Supplementary Table 30). Within tier 1, drugs that interact with *GRK4* (a credible pain

325 gene locus in moderate LD with the novel index variant *NOP14**rs71597204 – Extended Data Fig. 8) are
326 beta-blockers (atenolol and metoprolol) and a calcium-channel blocking agent (verapamil) (Figure 5),
327 which have analgesic effects in osteoarthritis^{38,39} and migraine⁴⁰. Another tier-1 candidate gene – *GRIA1*
328 – is targeted by anesthetics (sevoflurane, isoflurane, desflurane), antiepileptics (topiramate,
329 perampanel), analgesics (methoxyflurane), psychoanaleptics (piracetam, aniracetam), and a diuretic
330 (cyclothiazide) (Figure 5). Drug classes for pain intensity also included anti-hemorrhagic agents (e.g.,
331 fostamatinib [tier 1: *MST1R* and *FYN*; tier 2: *NEK4*] and menadione [*VKORC1*]) (Figure 5, Supplementary
332 Table 37).

333 [Insert Figure 5 here]

334 Of the 7 genes associated with pain intensity in AAs, *PPARD*, which harbors the new genetic
335 signal discovered in this study, is a tier-1 druggable candidate with 30 interacting drug classes
336 (Supplementary Table 37). The *PPARD* negative modulator sulindac is an approved non-steroidal anti-
337 inflammatory and antirheumatic drug used to treat osteoarthritis.

338 Discussion

339 In the largest multi-ancestry, single-sample GWAS of pain intensity to date, cross-ancestry
340 analyses identified 126 independent risk loci, including 125 autosomal and one X-chromosomal loci,
341 including 69 novel pain associations. Prior GWASs for chronic pain phenotypes identified 99 loci^{16–20,24},
342 though only in EA individuals. The diversity and size of the MVP sample enabled us to identify novel
343 association signals in both AAs (*PPARD**rs9470000) and HAs (nearest genes *RNU6-461P**rs146862033,
344 *RNU6-741P**rs1019597899).

345 Findings from gene set analysis, tissue enrichment, and cell-type specificity highlight novel
346 biological pathways underlying pain, implicating the brain, and providing genetic support to the current
347 understanding of the pathophysiology of pain severity⁴¹. Genes predominantly expressed in the CNS,
348 particularly in the cerebellum, cerebellar hemisphere, and cortex, rather than in the DRG, are salient in
349 modulating the intensity of pain as assessed here, consistent with prior associations of sustained chronic
350 pain intensity with increased activity in these brain regions^{42–44}. Our findings are also consistent with
351 prior reports^{17,18,45,46} of enriched gene expression in brain that contributes to pain intensity in a dose-
352 and time-dependent manner and may involve specific neuronal processes in brain regions implicated in
353 emotional processing⁴¹. Evidence that GABAergic neurons are cells of specific interest is a key novel
354 finding. GABA has long been implicated in the modulation and perception of pain^{47–49} and specific

355 GABAergic activity in the midbrain has been implicated as a modulator of pain and anxiety⁵⁰. Altered
356 GABA levels have been reported in individuals with various types of pain^{51,52} and been associated with
357 greater self-reported pain⁵³. Targeting GABA function in brain regions enriched for pain intensity could
358 be a novel therapeutic strategy.

359 Eleven of 156 prioritized genes encode druggable small molecules that are targets of licensed
360 drugs or those in clinical trials, representing drug repurposing opportunities for treating chronic pain.
361 We highlight *MST1R*, *GRK4* and *GRIA1*, each with at least three lines of evidence supporting their
362 involvement in chronic pain. *MST1R* encodes a cell-surface receptor with tyrosine kinase activity that
363 mediates the inflammatory response. The *MST1R* inhibitor fostamatinib – prioritized by our drug
364 repurposing analyses – is a possible therapeutic target for rheumatoid arthritis⁵⁴. Increased connectivity
365 between frontal mid-brain regions implicated in affective pain processing has been reported in patients
366 with rheumatoid arthritis⁵⁵. Here, we demonstrated that *MST1R* is highly expressed in the adult brain
367 cortex, cerebellum, and cerebellar hemisphere, suggesting that *MST1R* inhibitors may be effective in
368 treating patients with inflammation-related pain.

369 *GRK4* encodes G protein-coupled receptor kinase 4 and has been linked with hypertension⁵⁶,
370 which is associated with chronic pain at the population level^{57,58}. Of note, we showed that *GRK4* is
371 significantly upregulated in the cerebellar hemisphere, fine maps to an intronic variant with > 95% PP,
372 and is a target of beta-blockers. The use of beta-blockers has been associated with reduced
373 osteoarthritis pain scores and prescription analgesic use³⁸ and fewer consultations for knee
374 osteoarthritis, knee pain, and hip pain³⁹. *GRIA1* encodes an ionotropic glutamate receptor subunit, an
375 excitatory neurotransmitter receptor at many synapses in the CNS. Loss-of-function mutations in *GRIA1*
376 are linked to neurodevelopmental impairments^{59,60}. The *GRIA1* antagonist sevoflurane reduced pain in
377 patients with chronic venous ulcer⁶¹. However, clinical trials of topiramate (another drug target for
378 *GRIA1*) for treating neuropathic chronic pain were inconclusive⁶². Research on the mechanisms that
379 underlie the biology of these potential drug targets for *GRK4* and *GRIA1* and their effects on the onset
380 and severity of chronic pain are warranted.

381 Pain intensity was strongly genetically correlated with other chronic pain phenotypes, with the
382 strongest genetic correlations with multisite chronic pain, followed by pain in specific bodily locations. In
383 line with previous observations in GWASs of other pain-related phenotypes^{17,18,20,21,36}, there were also
384 positive genetic correlations of pain intensity with psychiatric disorders, substance use and use
385 disorders, and anthropometric traits.

386 PheWAS findings in both the Yale-Penn sample – enriched for individuals with substance-related
387 traits – and the PMBB – comprising a medical population – were prominent in EAs. These findings
388 underscore the influence of co-occurring substance-related, psychiatric, and medical pathology and
389 educational achievement on the intensity of the pain experience. In contrast, the pain PRS yielded few
390 associations in AAs in either of the target samples, which underscores the need for larger non-European
391 samples for studies of pain intensity.

392 Two-sample MR analysis supported causal associations between pain and multiple traits.
393 Smoking has previously been associated with greater pain intensity, but studies can be confounded by
394 socioeconomic factors, and a bidirectional relationship has been proposed⁶³. Here, we provide evidence
395 for a bidirectional causal relationship between pain and smoking initiation. In line with previous
396 findings^{18,25}, pain intensity had a bidirectional causal effect on the risk of both depressed affect sub-
397 cluster and neuroticism, suggesting that greater pain could predispose individuals to increased risk for
398 these psychiatric disorders and vice versa. Supporting the positive genetic correlation between opioid
399 use and pain intensity, MR showed evidence of a causal effect of opioid use on pain intensity.

400 Pain intensity is a complex, polygenic trait with hundreds of genetic loci contributing to it. The
401 evidence adduced here of pleiotropy of pain intensity with psychiatric traits such as neuroticism and
402 depression reflect the contribution of non-physical factors to the experience of pain intensity. This is
403 consistent with the observed significant tissue-group enrichment in CNS, the predominant gene
404 expression findings in brain (including the hippocampus and limbic system), and the SNP-based
405 enhancer enrichments in histone modification in brain tissues (including the dorsolateral prefrontal
406 cortex, inferior temporal lobe, angular gyrus, and anterior caudate).

407 The NRS phenotype, although a quantitative trait and thus more informative than a binary trait,
408 is based on subjective report. However, because the subjective experience of pain is a key defining
409 feature of the clinical phenomenon^{1,64} the phenotype has high public health significance. Pain scores
410 recorded by clerks and nurses in a clinical setting may underestimate the patient's response. In earlier
411 work that compared self-reported pain from a direct patient survey to scores recorded in a VA clinical
412 setting⁶⁵, despite lower scores recorded in the clinic, the two reports correlated well. Nonetheless, the
413 imprecise measurement of pain intensity likely yields lower power for gene discovery. We chose not to
414 stratify the analyses using different types of pain (e.g., secondary to osteoarthritis vs. lower back pain vs.
415 peripheral neuropathy) to maximize statistical power, but will examine different sources of pain in
416 future analyses. We reduced the large number of pain assessments by taking individuals' median of

417 medians NRS scores as a trait for GWAS. In subsequent analyses, we will evaluate other methods for
418 characterizing pain severity (e.g., pain trajectories). Our sample was also limited by being comprised
419 predominantly of male veterans, which given sex differences in the experience and frequency of pain¹⁹
420 limits the application of the findings to the general population. Studies of pain intensity in large samples
421 with more even sex distributions are needed. Although our sample was more diverse than prior GWAS
422 of pain traits, analyses in the AA and HA samples were underpowered. Finally, we lacked a suitable
423 replication sample, so efforts are needed to replicate the findings reported here.

424 Despite these limitations, the large MVP sample and the informative quantitative trait measured
425 repeatedly within subjects, which provided a proxy for chronic pain, identified many novel loci
426 contributing to the trait. Downstream analyses localize the genetic effects largely to four CNS regions
427 and using single-cell RNAseq data link them specifically to GABAergic neurons. Combined with drug
428 repurposing findings that implicate 20 druggable targets, this study provides a basis for studies of novel,
429 non-opioid medications for use in alleviating chronic pain.

430 **Acknowledgements.**

431 This work was supported by grants from the US Department of Veterans Affairs Biomedical Laboratory
432 Research and Development Service (no. I01 BX003341 (to H.R.K. and A.C.J.)); the VISN 4 Mental Illness
433 Research, Education and Clinical Center; and IK2 CX002336-01A2 (to E.E.H); and NIH grants K01
434 AA028292 (to R.L.K.) and P30 DA046345 (to H.R.K.). The funders had no role in study design, data
435 collection and analysis, decision to publish, or preparation of the manuscript. The views expressed in
436 this article are those of the authors and do not necessarily represent the position or policy of the
437 Department of Veterans Affairs or the US Government.

438 We acknowledge the Penn Medicine BioBank (PMBB) for providing data to generate polygenic risk
439 scores and conduct PheWAS analyses and thank the patients of Penn Medicine who consented to
440 participate in this research program. We would also like to thank the Penn Medicine BioBank team and
441 Regeneron Genetics Center for providing genetic variant data for analysis. The PMBB is approved under
442 IRB protocol# 813913 and supported by Perelman School of Medicine at University of Pennsylvania, a
443 gift from the Smilow family, and the National Center for Advancing Translational Sciences of the
444 National Institutes of Health under CTSA award number UL1TR001878.

445 This manuscript has been co-authored by UT-Battelle, LLC under Contract No. DE-AC05-00OR22725 with
446 the U.S. Department of Energy. The United States Government retains and the publisher, by accepting

447 the article for publication, acknowledges that the United States Government retains a non-exclusive,
448 paid-up, irrevocable, world-wide license to publish or reproduce the published form of this manuscript,
449 or allow others to do so, for United States Government purposes. The Department of Energy will provide
450 public access to these results of federally sponsored research in accordance with the DOE Public Access
451 Plan (<http://energy.gov/downloads/doe-public-access-plan>).

452 **Author Contributions**

453 S.T. conducted the main analyses and drafted the manuscript. R.V.S conducted phenotype-related
454 analyses. Z.J and H.X conducted downstream analyses. D.S annotated gene findings. M.P.V and K.S
455 helped conduct analyses. R.V.S, Z.J, H.X, D.S, E.H, M.P.V, K.S, K.X, J.G, D.A.J, C.T.R, M.C, E.S, and S.G.W
456 helped to write the manuscript. A.C.J obtained funding to support the project and helped to write the
457 manuscript. R.L.K supervised the analyses and helped to write the manuscript. H.R.K conceived the
458 project, obtained funding to support it, and helped to supervise the analyses and write the manuscript.
459 All authors reviewed and approved the final version of the manuscript

460 **Competing Interests**

461 H.R.K. is a member of advisory boards for Dicerna Pharmaceuticals, Sophrosyne Pharmaceuticals,
462 Enthion Pharmaceuticals, and Clearmind Medicine; a consultant to Sobrera Pharmaceuticals; the
463 recipient of research funding and medication supplies from Alkermes for an investigator-initiated study;
464 and a member of the American Society of Clinical Psychopharmacology's Alcohol Clinical Trials Initiative,
465 which was supported in the last three years by Alkermes, Dicerna, Ethypharm, Lundbeck, Mitsubishi,
466 and Otsuka. HRK and JG are named as inventors on PCT patent application #15/878,640 entitled:
467 "Genotype-guided dosing of opioid agonists," filed January 24, 2018. ES is a full-time employee of
468 Regeneron Pharmaceuticals. The other authors have no disclosures to make.

469 **Figure Legends**

470 **Figure 1. Manhattan plot for the pain intensity cross-ancestry GWAS meta-analysis (N = 598,339).** This
471 identified 126 independent index variants. The nearest gene to the 69 novel loci (68 autosomal and one
472 X-chromosomal) are annotated. SNPs above the red line are GWS after correction for multiple testing
473 ($P < 5 \times 10^{-8}$)

474 **Figure 2. Enrichment of pain intensity in the brain. A,** Partitioning heritability enrichment analyses using
475 LDSC showing enrichment for pain intensity in the CNS, adrenal, liver, cardiovascular, skeletal and

476 immune/hematopoietic tissues. The dashed black lines indicate Bonferroni-corrected significance for
477 multiple testing ($P < 0.005$). **B**, Proportion of heritability shows robust enrichment for SNPs in brain and
478 immune-related tissues. Heritability enrichment analyses for gene expression (**C & D**) and chromatin
479 interaction (top 35 annotations are shown in **E**, see Supplementary Table 17 for full details) using GTEx
480 data show enrichment for pain intensity in brain regions previously associated with chronic pain.
481 Bonferroni correction was applied within each tissue conditioned on the number of genes tested.

482 **Figure 3. Gene prioritization for pain intensity.** **A**, Genomic annotation of credible sets using FINEMAP
483 shows enrichment largely in non-coding regions and to a lesser extent in exons. **B**, Annotation of known
484 and novel credible genes. Dashed lines indicate posterior probability > 0.5 . **C**, Number of overlapping
485 genes across functional prediction models. **D**, Tissue enrichment of prioritized genes using SMR and
486 GTEx data shows enrichment in brain regions. The size of the circle reflects $-\log_{10}P$. Bonferroni
487 correction was applied within each tissue conditioned on the number of genes tested.

488 **Figure 4. Genetic correlation.** Genetic correlation for pain intensity using LDSC. All points passing
489 Bonferroni correction (Bonferroni correction threshold = 5.62×10^{-4} [0.05/89]) are plotted. The color of
490 the circle indicates the phenotypic category.

491 **Figure 5. Drug repurposing.** Druggable targets and drug interactions for 8 credible genes associated with
492 pain intensity. For a full list of credible drug targets see Supplementary Table 37.

493 References

- 494 1. Raja SN, Carr DB, Cohen M, et al. The revised International Association for the Study of Pain
495 definition of pain: concepts, challenges, and compromises. *PAIN*. 2020;161(9).
- 496 2. Scher C, Meador L, Van Cleve JH, Reid MC. Moving beyond pain as the fifth vital sign and patient
497 satisfaction scores to improve pain care in the 21st century. *Pain Manag. Nurs.* 2018;19(2):125-129.
- 498 3. Yong RJ, Mullins PM, Bhattacharyya N. Prevalence of chronic pain among adults in the United
499 States. *PAIN*. 2022;163(2):e328-e332.
- 500 4. Tompkins DA, Hobelmann JG, Compton P. Providing chronic pain management in the “Fifth Vital
501 Sign” Era: Historical and treatment perspectives on a modern-day medical dilemma. *Drug Alcohol*
502 *Depend.* 2017;173:S11-S21.
- 503 5. Humphreys K, Shover CL, Andrews CM, et al. Responding to the opioid crisis in North America and
504 beyond: recommendations of the Stanford–Lancet Commission. *Lancet*. 2022;399(10324):555-604.
- 505 6. Friedman JR, Hansen H. Evaluation of increases in drug overdose mortality rates in the us by race
506 and ethnicity before and during the covid-19 pandemic. *JAMA Psychiatry*. 2022;79(4):379-381.

- 507 7. Ballantyne JC, Shin NS. Efficacy of opioids for chronic pain: a review of the evidence. *Clin. J. Pain.*
508 2008;24(6):469-478.
- 509 8. Cheatle MD, Savage SR. Informed consent in opioid therapy: a potential obligation and opportunity.
510 *J. Pain. Symptom. Manage.* 2012;44(1):105-116.
- 511 9. Els C, Jackson TD, Kunyk D, et al. Adverse events associated with medium- and long-term use of
512 opioids for chronic non-cancer pain: an overview of Cochrane Reviews. *Cochrane Database Syst.*
513 *Rev.* 2017;10(10):CD012509.
- 514 10. McDonagh M, Selph S, Buckley D. *Nonopioid Pharmacologic Treatments for Chronic Pain.* Rockville
515 (MD): Agency for Healthcare Research and Quality (US); 2020.
- 516 11. Pushpakom S, Iorio F, Eyers PA, et al. Drug repurposing: progress, challenges and recommendations.
517 *Nat. Rev. Drug Discov.* 2019;18(1):41-58.
- 518 12. Nielsen C, Knudsen G, Steingrimsdóttir Ó. Twin studies of pain. *Clin. Genet.* 2012;82(4):331-340.
- 519 13. Abboud C, Dubeau A, Bouali-Benazzouz R, et al. Animal models of pain: Diversity and benefits. *J.*
520 *Neurosci. Methods.* 2021;348:108997.
- 521 14. Meng W, Adams MJ, Palmer CNA, et al. Genome-wide association study of knee pain identifies
522 associations with GDF5 and COL27A1 in UK Biobank. *Commun. Biol.* 2019;2(1):321.
- 523 15. Meng W, Chan BW, Harris C, et al. A genome-wide association study finds genetic variants
524 associated with neck or shoulder pain in UK Biobank. *Hum. Mol. Genet.* 2020;29(8):1396-1404.
- 525 16. Suri P, Palmer MR, Tsepilov YA, et al. Genome-wide meta-analysis of 158,000 individuals of
526 European ancestry identifies three loci associated with chronic back pain. *PLOS Genet.*
527 2018;14(9):e1007601.
- 528 17. Freidin MB, Tsepilov YA, Palmer M, et al. Insight into the genetic architecture of back pain and its
529 risk factors from a study of 509,000 individuals. *PAIN.* 2019;160(6):1361-1373.
- 530 18. Johnston KJA, Adams MJ, Nicholl BI, et al. Genome-wide association study of multisite chronic pain
531 in UK Biobank. *PLOS Genet.* 2019;15(6):e1008164.
- 532 19. Johnston KJA, Ward J, Ray PR, et al. Sex-stratified genome-wide association study of multisite
533 chronic pain in UK Biobank. *PLOS Genet.* 2021;17(4):e1009428.
- 534 20. Mocchi E, Ward K, Dorsey SG, Ament SA. GWAS meta-analysis reveals dual neuronal and
535 immunological etiology for pain susceptibility. *medRxiv.* Published online January 1,
536 2021:2021.08.23.21262510.
- 537 21. Rahman MS, Winsvold BS, Chavez Chavez SO, et al. Genome-wide association study identifies
538 RNF123 locus as associated with chronic widespread musculoskeletal pain. *Ann. Rheum. Dis.*
539 2021;80(9):1227-1235.

- 540 22. Meng W, Adams MJ, Hebert HL, Deary IJ, McIntosh AM, Smith BH. A genome-wide association study
541 finds genetic associations with broadly-defined headache in UK Biobank (N=223,773). *EBioMedicine*.
542 2018;28:180-186.
- 543 23. Boer CG, Hatzikotoulas K, Southam L, et al. Deciphering osteoarthritis genetics across 826,690
544 individuals from 9 populations. *Cell*. 2021;184(18):4784-4818.e17.
- 545 24. Zorina-Lichtenwalter K, Parisien M, Diatchenko L. Genetic studies of human neuropathic pain
546 conditions: a review. *PAIN*. 2018;159(3):583-594.
- 547 25. Meng W, Adams MJ, Reel P, et al. Genetic correlations between pain phenotypes and depression
548 and neuroticism. *Eur. J. Hum. Genet*. 2020;28(3):358-366.
- 549 26. Zorina-Lichtenwalter K, Bango CI, Van Oudenhove L, et al. Genetic risk shared across 24 chronic pain
550 conditions: identification and characterization with genomic structural equation modeling. *PAIN*.
551 2023 Oct 1;164(10):2239-2252
- 552 27. Troiani V, Crist RC, Doyle GA, et al. Genetics and prescription opioid use (GaPO): study design for
553 consenting a cohort from an existing biobank to identify clinical and genetic factors influencing
554 prescription opioid use and abuse. *BMC Med Genomics*. 2021;14(1):253.
- 555 28. Gaziano JM, Concato J, Brophy M, et al. Million Veteran Program: A mega-biobank to study genetic
556 influences on health and disease. *J. Clin. Epidemiol*. 2016;70:214-223.
- 557 29. Luther SL, Finch DK, Bouayad L, et al. Measuring pain care quality in the Veterans Health
558 Administration primary care setting. *PAIN*. 2022;163(6).
- 559 30. Farrar JT. A consideration of differences in pain scales used in clinical trials. *PAIN*. 2022;163(12).
- 560 31. Euasobhon P, Atisook R, Bumrungchatudom K, Zinboonyahgoon N, Saisavoey N, Jensen MP.
561 Reliability and responsivity of pain intensity scales in individuals with chronic pain. *PAIN*.
562 2022;163(12).
- 563 32. Meloto CB, Benavides R, Lichtenwalter RN, et al. Human pain genetics database: a resource
564 dedicated to human pain genetics research. *PAIN*. 2018;159(4).
- 565 33. Sollis E, Mosaku A, Abid A, et al. The NHGRI-EBI GWAS Catalog: knowledgebase and deposition
566 resource. *Nucleic Acids Res*. 2023;51(D1):D977-D985.
- 567 34. Yang C, Farias F, Ibanez L, et al. Genomic atlas of the proteome from brain, CSF and plasma
568 prioritizes proteins implicated in neurological disorders. *Nat Neurosci*. **24**, 1302–1312 (2021)
- 569 35. Uffelmann E, Huang QQ, Munung NS, et al. Genome-wide association studies. *Nat. Rev. Methods*
570 *Primers*. 2021;1(1):59.
- 571 36. Tsepilov YA, Freidin MB, Shadrina AS, et al. Analysis of genetically independent phenotypes
572 identifies shared genetic factors associated with chronic musculoskeletal pain conditions. *Commun*.
573 *Biol*. 2020;3(1):329.

- 574 37. Finan C, Gaulton A, Kruger FA, et al. The druggable genome and support for target identification and
575 validation in drug development. *Sci. Transl. Med.* 2017;9(383).
- 576 38. Valdes AM, Abhishek A, Muir K, Zhang W, Maciewicz RA, Doherty M. Association of Beta-Blocker
577 Use With Less Prevalent Joint Pain and Lower Opioid Requirement in People With Osteoarthritis.
578 *Arthritis Care Res. (Hoboken)*. 2017;69(7):1076-1081.
- 579 39. Nakafero G, Grainge MJ, Valdes AM, et al. β -blocker prescription is associated with lower
580 cumulative risk of knee osteoarthritis and knee pain consultations in primary care: a propensity
581 score-matched cohort study. *Rheumatology (Oxford)*. 2021;60(12):5686-5696.
- 582 40. Jackson JL, Cogbill E, Santana-Davila R, et al. A Comparative Effectiveness Meta-Analysis of Drugs for
583 the Prophylaxis of Migraine Headache. *PLOS ONE*. 2015;10(7):e0130733.
- 584 41. Diatchenko L, Parisien M, Jahangiri Esfahani S, Mogil JS. Omics approaches to discover
585 pathophysiological pathways contributing to human pain. *PAIN*. 2022;163(S1).
- 586 42. Mayr A, Jahn P, Stankewitz A, et al. Patients with chronic pain exhibit individually unique cortical
587 signatures of pain encoding. *Hum. Brain Mapp.* 2022;43(5):1676-1693.
- 588 43. Lee JJ, Lee S, Lee DH, Woo CW. Functional brain reconfiguration during sustained pain. Ploner M,
589 Behrens TE, Ploner M, Spisak T, eds. *eLife*. 2022;11:e74463.
- 590 44. Baliki MN, Chialvo DR, Geha PY, et al. Chronic Pain and the Emotional Brain: Specific Brain Activity
591 Associated with Spontaneous Fluctuations of Intensity of Chronic Back Pain. *J Neurosci*.
592 2006;26(47):12165.
- 593 45. Bortsov AV, Parisien M, Khoury S, et al. Brain-specific genes contribute to chronic but not to acute
594 back pain. *PAIN Rep.* 2022;7(5).
- 595 46. Khoury S, Parisien M, Thompson SJ, et al. Genome-wide analysis identifies impaired axonogenesis in
596 chronic overlapping pain conditions. *Brain*. 2022;145(3):1111-1123.
- 597 47. Enna SJ, McCarson KE. The role of GABA in the mediation and perception of pain. *Adv. Pharmacol.*
598 2006;54:1-27.
- 599 48. Goudet C, Magnaghi V, Landry M, Nagy F, Gereau RW 4th, Pin JP. Metabotropic receptors for
600 glutamate and GABA in pain. *Brain Res. Rev.* 2009;60(1):43-56.
- 601 49. Dong W, Jin SC, Allocco A, et al. Exome Sequencing Implicates Impaired GABA Signaling and
602 Neuronal Ion Transport in Trigeminal Neuralgia. *iScience*. 2020;23(10):101552.
- 603 50. Xie L, Wu H, Chen Q, et al. Divergent modulation of pain and anxiety by GABAergic neurons in the
604 ventrolateral periaqueductal gray and dorsal raphe. *Neuropsychopharmacology*. 48, 1509–1519
605 (2023)
- 606 51. Bridge H, Stagg CJ, Near J, Lau C ieong, Zisner A, Cader MZ. Altered neurochemical coupling in the
607 occipital cortex in migraine with visual aura. *Cephalalgia*. 2015;35(11):1025-1030.

- 608 52. Foerster BR, Petrou M, Edden RAE, et al. Reduced insular γ -aminobutyric acid in fibromyalgia.
609 *Arthritis Rheum.* 2012;64(2):579-583.
- 610 53. Wu X, Yuan J, Yang Y, et al. Elevated GABA level in the precuneus and its association with pain
611 intensity in patients with postherpetic neuralgia: An initial proton magnetic resonance spectroscopy
612 study. *Eur. J. Radiol.* 2022;157:110568.
- 613 54. Kang Y, Jiang X, Qin D, et al. Efficacy and safety of multiple dosages of fostamatinib in adult patients
614 with rheumatoid arthritis: a systematic review and meta-analysis. *Front. Pharmacol.* 2019;10.
- 615 55. Flodin P, Martinsen S, Altawil R, et al. Intrinsic Brain Connectivity in Chronic Pain: A Resting-State
616 fMRI Study in Patients with Rheumatoid Arthritis. *Front. Hum. Neurosci.* 2016;10.
- 617 56. Yang J, Hall JE, Jose PA, Chen K, Zeng C. Comprehensive insights in GRK4 and hypertension: From
618 mechanisms to potential therapeutics. *Pharmacol. Ther.* 2022;239:108194.
- 619 57. Olsen RB, Bruehl S, Nielsen CS, Rosseland LA, Eggen AE, Stubhaug A. Hypertension prevalence and
620 diminished blood pressure-related hypoalgesia in individuals reporting chronic pain in a general
621 population: The Tromsø Study. *PAIN.* 2013;154(2).
- 622 58. Li CY, Lin WC, Lu CY, Chung YS, Cheng YC. Prevalence of pain in community-dwelling older adults
623 with hypertension in the United States. *Sci. Rep.* 2022;12(1):8387.
- 624 59. Geisheker MR, Heymann G, Wang T, et al. Hotspots of missense mutation identify
625 neurodevelopmental disorder genes and functional domains. *Nat. Neurosci.* 2017;20(8):1043-1051.
- 626 60. Ismail V, Zachariassen LG, Godwin A, et al. Identification and functional evaluation of GRIA1
627 missense and truncation variants in individuals with ID: An emerging neurodevelopmental
628 syndrome. *Am. J. Hum. Genet.* 2022;109(7):1217-1241.
- 629 61. Aranke M, Pham CT, Yilmaz M, et al. Topical Sevoflurane: A Novel Treatment for Chronic Pain
630 Caused by Venous Stasis Ulcers. *Anesth. Pain Med.* 2021;11(1):e112832.
- 631 62. Finnerup NB, Attal N, Haroutounian S, et al. Pharmacotherapy for neuropathic pain in adults: a
632 systematic review and meta-analysis. *Lancet Neurol.* 2015;14(2):162-173.
- 633 63. Khan JS, Hah JM, Mackey SC. Effects of smoking on patients with chronic pain: a propensity-
634 weighted analysis on the Collaborative Health Outcomes Information Registry. *PAIN.* 2019;160(10).
- 635 64. Nicholas M, Vlaeyen JWS, Rief W, et al. The IASP classification of chronic pain for ICD-11: chronic
636 primary pain. *PAIN.* 2019;160(1):28-37.
- 637 65. Goulet JL, Brandt C, Crystal S, et al. Agreement between electronic medical record-based and self-
638 administered pain numeric rating scale: clinical and research implications. *Med. Care.*
639 2013;51(3):245-250.
- 640
- 641

642 **Methods**

643 **Overview of analyses**

644 We conducted ancestry-specific GWASs of pain scores using an 11-point ordinal NRS in a) all
645 AAs, EAs, and HAs with pain ratings from the MVP, b) a subset of these participants that excluded those
646 with a lifetime OUD diagnosis, c) a subset of participants that excluded those with pain ratings = 0 and d)
647 males and females separately (sex-stratified), each followed by a cross-ancestry meta-analysis. Details
648 on phenotyping are provided below. Downstream analyses are based principally on the GWAS of pain
649 scores in the full sample, complemented by the estimated heritability and genetic correlations ($r_{g,s}$) for
650 the sample exclusive of participants with OUD and stratified by sex.

651 **Million Veteran Program cohort**

652 The MVP²⁸ is an EHR-based cohort comprising >900,000 veterans recruited at 63 VA medical
653 centers nationwide. All participants provided written informed consent, a blood sample for DNA
654 extraction and genotyping, and approval to securely access their EHR for research purposes. The
655 protocol and consent were approved by the Central Veterans Affairs Institutional Review Board (IRB)
656 and all site-specific IRBs. All relevant guidelines for work with human participants were followed in the
657 conduct of the study.

658 **Phenotype description**

659 As early as 2000, the VA recommended using the NRS to routinely measure pain in clinical
660 practice as a “fifth vital sign”⁶⁶. Since that time, veterans have been asked to rate their pain severity in
661 response to the question: “Are you in pain?” They then rated their current pain on a scale of 0-10 where
662 “0 is no pain and 10 is the worst pain imaginable”. Participants had at least one inpatient or outpatient
663 pain rating in the EHR. We included 598,339 individuals with 76,798,104 NRS scores (median number of
664 scores = 109, IQR = 28 – 351) in the primary GWAS. To reduce the large number of pain observations, we
665 calculated the median pain score by year for each participant and the median of the annual median pain
666 scores. In a secondary GWAS we excluded individuals with a documented ICD-9/10 diagnosis code for
667 OUD in the EHR, yielding a total of 566,959 study participants. Demographic characteristics for the
668 secondary analysis sample are presented in Supplementary Table 1.

669 **Genotyping and imputation**

670 DNA samples were genotyped on the Affymetrix Axiom Biobank Array (MVP Release 4). For
671 genotyped SNPs, standard quality control (QC) and subsequent imputation were implemented. Full
672 details about SNP and sample QC by the MVP Genomics Working Group are published⁶⁷. Briefly, DNA
673 samples were removed for sex mismatch, having seven or more relatives in MVP (kinship > 0.08),
674 excessive heterozygosity, or genotype call rate < 98.5%. Variants were removed if they were
675 monomorphic, had a high degree of missingness (call rate < 0.8) or a Hardy–Weinberg equilibrium
676 (HWE) threshold of $P < 1 \times 10^{-6}$ both in the entire sample using a principal-component analysis (PCA)-
677 adjusted method and within one of the three major ancestral groups (AA, EA and HA).

678 Genotype phasing and imputation were performed using SHAPEIT4 (v.4.1.3)⁶⁸ and Minimac4
679 software⁶⁹, respectively. Biallelic SNPs were imputed using the African Genome Resources reference
680 panel by the Sanger Institute (comprising all samples from the 1000 Genomes Project phase 3, version 5
681 reference panel⁷⁰, and 1,500 unrelated pan-African samples). Non-biallelic SNPs and indels were
682 imputed in a secondary imputation step using the 1000 Genomes Project phase 3, version 5 reference
683 panel⁷⁰, with indels and complex variants from the second imputation merged into the African Genome
684 Resources imputation.

685 We randomly removed one individual from each pair of related individuals
686 (kinship > 0.08, $N = 31,010$). The HARE method⁷¹ was used to classify subjects into major ancestral
687 groups (AA = 112,968, EA = 436,683, HA = 48,688) and QC of imputed variants was performed within
688 each ancestral group. Additional QC steps were carried out for the X-chromosome (chrX) analysis to
689 reduce the risk of false-positive associations from sex-specific genotyping errors. For this, we excluded
690 variants in pseudo-autosomal regions based on excessive heterozygosity rates. For both autosomal and
691 chrX analysis, SNPs with imputation quality (INFO) score < 0.7; minor allele frequency (MAF) in
692 AAs < 0.005, EAs < 0.001, and HAs < 0.01; a genotype call rate < 0.95; or an HWE $P < 1 \times 10^{-6}$ were
693 excluded.

694 **Association analyses and risk locus definition**

695 Genome-wide association testing was based on a linear regression model using PLINK (v.2.0)⁷²
696 and was adjusted for sex, mean age of assessment, and the first 10 within-ancestry genetic principal
697 components (PCs). For the chrX association analysis, we implemented a standard linear regression
698 model using PLINK assuming x-inactivation (males were coded as 0/2, females as 0/1/2), adjusting for
699 mean age of assessment and the first 10 PCs. Both autosomal and chrX analysis was performed within

700 ancestry groups in (a) all participants and (b) in males and females separately. Due to substantial
701 differences in sample size across ancestral groups, meta-analyses were performed using a sample-size
702 weighted method in METAL⁷³. Variants with $P < 5 \times 10^{-8}$ were considered genome-wide significant
703 (GWS). Because the LD intercept (1.1, se = 0.01) and attenuation ratio (0.13, se = 0.01) of the LDSC
704 showed minimal evidence of inflation or confounding, suggesting that none of the GWS lead SNPs
705 showed evidence of heterogeneity across ancestries, we did not select the genomic control option in
706 METAL.

707 To identify risk loci and their lead variants, we performed LD clumping in FUMA⁷⁴ at a range of
708 3,000 kb, $r^2 > 0.1$, and the respective ancestry 1000 Genomes reference panel⁷⁰. Following clumping,
709 genomic risk loci within 1 Mb of one another were incorporated into the same locus. We used GCTA
710 COJO⁷⁵ to define independent variants by conditioning them on the most significant variant within the
711 locus. After conditioning, significant variants ($P < 5 \times 10^{-8}$) were considered independently associated.
712 We performed a sign test to compare the direction of SNP effects across individual ancestral datasets.
713 Independent lead variants in EAs were examined in AAs and HAs and a binomial test used to evaluate
714 the null hypothesis that 50% of variants have the same effect direction across ancestries. For lead SNPs
715 in EAs that were absent in AAs and HAs, we considered proxy GWS SNPs ($p < 5 \times 10^{-8}$) in high LD with the
716 EA lead variant ($r^2 \geq 0.8$).

717 To prioritize credible sets of variants driving our GWAS results, we used FINEMAP⁷⁶ to fine-map
718 regions defined by LD clumps ($r^2 > 0.1$). Because fine-mapping requires data from all markers in the
719 region of interest⁷⁷, we merged LD clumps that physically overlapped (within a 1-MB window of the lead
720 variant) and excluded SNPs in the major histocompatibility complex (MHC) region due to its complexity.
721 FINEMAP credible set reports the likelihood of causality using the marginal posterior probability (PP),
722 which ranges from 0 to 1, with values closer to 1 being most likely causal.

723 **SNP-based heritability and functional enrichment**

724 We used the linkage disequilibrium score (LDSC) regression⁷⁸ method to estimate the SNP-based
725 heritability (h^2_{SNP}) of pain intensity (in both the full and supplementary samples) in all ancestry groups
726 based on common SNPs in HapMap3⁷⁹. To ensure matching of the population LD structure, pre-
727 calculated LD scores for EAs were derived from the 1000 Genomes European reference population
728 (version 3)⁷⁰ using LDSC⁷⁸. In-sample LD scores for AAs and HAs were calculated from MVP AA and HA
729 genotype data using cov-LDSC⁸⁰.

730 We used S-LDSC to partition the SNP heritability for pain intensity among EAs and explored the
731 enrichment of the partitioned heritability by functional genomic categories^{81,82} using three models: (a) a
732 baseline-LD model that contains 75 overlapping annotations, including coding and regulatory regions of
733 the genome and epigenomic features⁸¹ (b) a specific tissue model that examines 10 overlapping cell-
734 type groups derived from 220 cell-type-specific histone marks, including methylated histone H3 Lys4
735 (H3K4me1), trimethylated histone H3 Lys4 (H3K4me3), acetylated histones H3 Lys4 (H3K4ac) and
736 H3K27ac⁸² and (c) a multi-tissue model based on gene expression and chromatin datasets generated by
737 GTEx⁸³ and the Roadmap Epigenomics Mapping Consortium⁸⁴. For each model, we excluded multi-allelic
738 and MHC region variants. Functional categories within each model were considered significantly
739 enriched based on a Bonferroni-corrected *P* value.

740 **Gene-set functional characterization**

741 We applied multi-marker analysis of genomic annotation (MAGMA) v.1.08⁸⁵ in FUMA (v1.3.6a)⁷⁴
742 to identify genes and gene sets associated with the findings from the pain intensity GWAS and meta-
743 analysis. Using the default setting in MAGMA, we mapped GWS SNPs to 18,702 protein-coding genes
744 according to their physical position in NCBI build 37. We also used chromatin interaction (Hi-C) coupled
745 MAGMA (H-MAGMA)⁸⁶ to assign non-coding (intergenic and intronic) SNPs to genes based on their
746 chromatin interactions. H-MAGMA uses six Hi-C datasets derived from fetal brain, adult brain (N = 3),
747 induced pluripotent stem cell (iPSC)-derived neurons and iPSC-derived astrocytes⁸⁷. We applied a
748 Bonferroni correction (MAGMA, $\alpha = 0.05/18,702$; H-MAGMA, $\alpha = 0.05/293,157/6$) to identify genes
749 significantly associated with pain intensity, correcting for all genes tested in each analysis (see
750 Supplementary Tables 15 and 21 for full lists).

751 To determine the plausible tissue enrichment of mapped genes, we integrated our cross-
752 ancestry and EA GWAS results with gene expression data from 54 tissues (GTEx v8) in FUMA⁷⁴. Next, we
753 used FUMA to curate gene sets and Gene Ontology terms (from the Molecular Signature Database
754 v.7.0⁸⁸). We corrected for gene size, density of variants, and LD pattern between genes in each tissue
755 (Bonferroni-corrected $\alpha = 0.05/54$).

756 Enrichment for cell-type specific (CTS) transcriptomic profiles was performed in FUMA⁷⁴ using 13
757 human single-cell RNA-sequencing (sc-RNAseq) datasets derived from brain⁸⁹ (see Supplementary Table
758 14 for a detailed list). FUMA estimates CTS transcriptomic enrichment from the sc-RNAseq in three
759 ways: (1) per selected dataset, (2) within datasets using a conditionally independent analysis (based on

760 stepwise conditional testing of P values for each cell type that passes Bonferroni correction within the
761 same dataset), and (3) across datasets (testing for proportional significance across the results from step
762 2). Proportional significance (PS) reports the confidence level for observed cell type enrichment as low
763 significance: < 0.5 , jointly significant: $0.5 - 0.8$; and independently significant: > 0.8 . We considered CTS
764 enrichments with conditional independent signals ($P < 0.05$) and $PS > 0.5$ to be driven by
765 joint/independent genetic signals in our pain intensity GWAS results.

766 **Transcriptomic and proteomic regulation**

767 To identify genes and proteins whose expression is associated with pain intensity, we integrated
768 EA GWAS results with human brain transcriptomic (eQTL, $N = 452$; and sQTL, $N = 452$)^{83,90} and proteomic
769 ($N = 722$)⁹¹ data. We also obtained pretrained models of gene expression from GTEx v.8 for five brain
770 tissues significantly enriched in MAGMA analyses – cerebellum, cerebellar hemisphere, cortex, frontal
771 cortex, and anterior cingulate cortex⁸³. Human brain transcriptomic and proteomic data for dorsolateral
772 prefrontal cortex were derived from the study by Wingo et al⁹⁰. Transcriptome-wide association study
773 (TWAS) and proteome-wide association study (PWAS) analyses were performed using the FUSION
774 pipeline⁹² with Bonferroni correction ($\alpha = 0.05/N$ genes tested) to account for multiple testing.

775 We used colocalization (coloc R package⁹³ in FUSION⁹²) as our primary method to identify SNPs
776 that mediate association with pain intensity through effects on gene and protein expression and a
777 posterior colocalization probability (PP) of 80% to denote a shared causal signal. To test the robustness
778 of the colocalized signals, we also performed summary-based Mendelian randomization (SMR)
779 analyses⁹⁴. We applied the HEIDI test⁹⁴ to filter out SMR signals ($P_{\text{HEIDI}} < 0.05$) due to linkage
780 disequilibrium between pain-associated variants and eQTLs/sQTLs. Human brain cis-eQTL and cis-sQTL
781 summary data were obtained from Qi et al⁹⁵ and GTEx⁸³. For genomic regions containing multiple genes
782 with significant SMR associations, we selected the top-associated cis-eQTL. We used Bonferroni
783 correction to correct for multiple testing ($\alpha = 0.05/N$ genes tested).

784 To explore the enrichment of causal genes and proteins in the dorsal root ganglia (DRG), we
785 accessed human and mouse RNA-seq data from 13 tissues (6 neural and 7 non-neural) from the DRG
786 sensoryomics repository⁹⁶. The data contain relative gene abundances in standardized transcripts per
787 million mapped reads and have been normalized to allow comparison across genes. The proportions of
788 gene expression in the CNS (neural proportion score) and DRG (DRG enrichment score) in the context of

789 profiled tissues were calculated, as described in Ray et al⁹⁶. Scores ranging from 0 to 1 were used to
790 denote the strength of tissue enrichment.

791 **Drug repurposing**

792 We examined the drug repurposing status of genes in EAs (N = 156) with high causal probability
793 from fine mapping and transcriptomic and proteomic analyses using the Druggable Genome database³⁷.
794 For completeness, we also included the significantly associated genes mapped to GWS variants and
795 MAGMA results in AAs (N = 7) and HAs (N = 2). The Druggable Genome database contains 4,479 coding
796 gene sets with the potential to be modulated by a drug-like small molecule based on their nucleotide
797 sequence and structural similarity to targets of existing drugs³⁷. This druggable genome was divided into
798 three tiers. Tier 1 (N = 1,427) contains targets of licensed small molecules and biotherapeutic drugs
799 (curated from the ChEMBL database⁹⁷) and drugs in clinical development. Tier 2 (N = 682) includes
800 targets with verified bioactive drug-like small molecule binding partners and > 50% identity with
801 approved drug targets based on their nucleotide sequence. Tier 3 (N = 2,370) comprises targets or
802 secreted proteins with more distant similarity with an approved drug and members of active protein
803 complexes not included in Tiers 1 and 2. All causal genes and those reported in any of the three tiers of
804 the Druggable Genome were also examined for interaction with prescription drug targets in clinical
805 development using the Drug-Gene Interaction database (DGIdb)⁹⁸, which compiles clinical trial
806 information from the FDA, PharmGKB, Therapeutic Target Database, and DrugBank databases, among
807 others. We categorized each prescription drug identified using the Anatomical Therapeutic Chemical
808 classification system, retrieved from the Kyoto Encyclopedia of Genes and Genomics
809 (<https://www.genome.jp/kegg/drug/>).

810 **Genetic correlation**

811 We used LDSC⁷⁸ to calculate the r_g of pain intensity with (a) 89 other published pain, substance
812 use, medication use, psychiatric, and anthropometric traits from EA datasets selected using prior
813 epidemiological evidence and (b) 12 psychiatric, substance use, and anthropometric traits based on
814 available AA GWAS summary data (see Supplementary Tables 24 and 26 for detailed lists). In EAs, all
815 traits were tested using pre-computed LD scores for HapMap3⁷⁹, while in AAs, LD scores derived using
816 cov-LDSC⁸⁰ from MVP AA genotype data were used. In a hypothesis-neutral manner, we also calculated
817 r_g s of pain intensity with 1344 published and unpublished traits from the UKBB using the Complex Trait
818 Virtual Lab (CTG-VL) (<https://genoma.io/>). CTG-VL is a free open-source platform that incorporates

819 publicly available GWAS data that allow for the calculation of r_g for complex traits using LDSC⁹⁹. Each set
820 of r_g analyses was Bonferroni corrected to control for multiple comparisons ($\alpha = 0.05/\text{number of traits}$
821 tested).

822 We also estimated the cross-ancestry r_g s for pain intensity between AAs, EAs and HAs using
823 Popcorn¹⁰⁰, a computational method that determines the correlation of causal-variant effect sizes at
824 SNPs common across population groups using GWAS summary-level data and LD information. Ancestry-
825 specific LD scores were derived from the 1000 Genomes reference population⁷⁰.

826 **Polygenic risk score-based phenome-wide association studies**

827 We calculated polygenic risk scores (PRS) for pain intensity and performed a PheWAS analysis in
828 two samples – the Yale-Penn sample and the Penn Medicine Biobank (PMBB). The Yale-Penn sample¹⁰¹
829 was deeply phenotyped using the Semi-Structured Assessment for Drug Dependence and Alcoholism
830 (SSADDA), a comprehensive psychiatric instrument that assesses physical, psychosocial, and psychiatric
831 aspects of SUDs and comorbid psychiatric traits^{102,103}. As described in detail previously¹⁰¹, genotyping
832 was performed using the Illumina HumanOmni1-Quad microarray, the Illumina HumanCoreExome array,
833 or the Illumina Multi-Ethnic Global array, followed by imputation using Minimac3¹⁰⁴ and the 1000
834 Genomes Project phase3 reference panel⁷⁰ implemented on the Michigan imputation server
835 (<https://imputationserver.sph.umich.edu>). SNPs with imputation quality (INFO) score < 0.7 , MAF < 0.01 ,
836 missingness > 0.01 , or an allele frequency difference between batches > 0.04 ; and individuals with
837 genotype call rate < 0.95 and related individuals with $\text{pi-hat} > 0.25$ were excluded. PCs were used to
838 determine genetic ancestry based on the 1000 Genomes Project phase3⁷⁰. The resulting dataset
839 included 4,922 AAs and 5,709 EAs.

840 The PMBB¹⁰⁵ is linked to EHR phenotypes. PMBB samples were genotyped with the GSA
841 genotyping array. Genotype phasing was performed using EAGLE¹⁰⁴ and imputation was performed
842 using Minimac3¹⁰⁴ on the TOPMed Imputation server⁶⁹. Following QC (INFO < 0.3 , missingness > 0.95 ,
843 MAF > 0.5 , sample call rate > 0.9), PLINK 1.90 was used to identify and remove related individuals based
844 on identity by descent ($\text{Pi-hat} > 0.25$). To estimate genetic ancestry, PCs were calculated using SNPs
845 common to the PMBB and the 1000 Genomes Project phase3⁷⁰ and the smartpca module of the
846 Eigensoft package (<https://github.com/DReichLab/EIG>). Participants were assigned to an ancestral group
847 based on the distance of 10 PCs from the 1000 Genomes reference populations. The resulting dataset
848 included 10,383 AAs and 29,355 EAs.

849 PRSs for pain intensity were calculated in the Yale-Penn and the PMBB datasets using PRS-
850 Continuous shrinkage software (PRS-CS)¹⁰⁶, with the default setting used to estimate the shrinkage
851 parameters and the random seed fixed to 1 for reproducibility. To identify associations between the
852 pain intensity PRSs and phenotypes, we performed a PheWAS in each dataset by fitting logistic
853 regression models for binary traits and linear regression models for continuous traits. Analyses were
854 conducted using the PheWAS v0.12 R package¹⁰⁷ with adjustment for sex, age at enrollment (in PMBB)
855 or at interview (in Yale-Penn) and the first 10 PCs within each genetic ancestry. We Bonferroni corrected
856 each ancestry-specific analysis (Yale-Penn EAs and AAs: $P < 7.87 \times 10^{-5}$, PMBB EAs and AAs: $P < 3.65 \times 10$
857 ⁻⁵).

858 **Mendelian Randomization**

859 We used two-sample Mendelian randomization¹⁰⁸ to evaluate causal associations between
860 genetically correlated traits and pain intensity among EAs only because the two other population groups
861 provided inadequate statistical power for the analysis. Of the 56 traits that showed significant r_g , we
862 removed traits with phenotypic similarity across each of the tested r_g categories (Supplementary Table
863 31), selected traits with higher r_g and excluded traits without known biopsychosocial associations with
864 pain. This left 16 traits for MR analysis. Instrumental variants (IVs) were SNPs associated with exposure
865 at $P < 1 \times 10^{-5}$ and a clumping threshold of $r^2 = 0.01$.

866 To quantify the strength of IVs, we calculated the F-statistics of all genetic instruments using the
867 per-allele effect size of SNP association with the phenotype (β) and standard error (SE) using the
868 following formula^{109,110}: $F\text{-statistic} = (\beta/SE)^2$. IVs with F-statistic estimates < 10 were considered weak
869 instruments that could bias results¹¹¹. We used Steiger's test¹¹² to determine whether the SNP-outcome
870 correlation is greater than the SNP-exposure correlation. SNPs that fail Steiger's test may not be
871 primarily associated with the exposure (Steiger $P > 0.05$) and were filtered out before MR analysis.
872 Because pleiotropy can bias MR findings¹¹³, we investigated its possible presence by assessing
873 heterogeneity in the MR estimates across SNPs, using the I^2 index and the Cochran's Q heterogeneity
874 test¹¹⁴. Finally, MR-Egger intercepts were used to assess the bias due to weak IVs and the possibility of
875 horizontal pleiotropy. Potential causal effects were those for which at least two MR tests were
876 significant after multiple correction ($P = 3.13 \times 10^{-3}$, $0.05/16$) and did not violate the assumption of
877 horizontal pleiotropy (MR-Egger intercept $P > 0.05$).

878 **Data Availability.** The cross-ancestry and within-ancestry GWAS and meta-analysis summary-level
879 association data will be available in dbGaP (<https://www.ncbi.nlm.nih.gov/gap/>) under accession
880 phs001672 “Veterans Administration (VA) Million Veteran Program (MVP) Summary Results from Omics
881 Studies”. Registration and approval are needed following dbGaP’s data access process.

882 **Code Availability.** Imputation was performed in the MVP using SHAPEIT4
883 (<https://odelaneau.github.io/shapeit4/>) and Minimac4 (<https://genome.sph.umich.edu/wiki/Minimac4>).
884 GWAS was performed using PLINK2 (<https://www.cog-genomics.org/plink2>). Meta-analyses were
885 performed using METAL (https://genome.sph.umich.edu/wiki/METAL_Documentation). GCTA-COJO
886 (<https://cnsgenomics.com/software/gcta/#Overview>) was used for identification of independent loci.
887 FINEMAP (<http://www.christianbenner.com/>) was used to fine-map genomic risk loci. FUMA
888 (<https://fuma.ctglab.nl/>) was used for gene association, functional enrichment, and gene-set enrichment
889 analyses. Transcriptomic and proteomic analyses were performed using FUSION
890 (https://github.com/gusevlab/fusion_twas). Validation of transcriptomic analyses was performed using
891 SMR (<https://yanglab.westlake.edu.cn/software/smr/#Overview>). Chromatin accessibility analyses were
892 performed using H-MAGMA (<https://github.com/thewonlab/H-MAGMA>). LDSC
893 (<https://github.com/bulik/ldsc>) was used for heritability estimation, genetic correlation analysis (also
894 using the CTG-VL; <https://genoma.io>) and heritability enrichment analyses. Trans-ancestry genetic
895 correlation was estimated using Popcorn (<https://github.com/brielin/Popcorn>). Genotyping and sample
896 QC in the PMBB was performed using PLINK1.9 (<https://www.cog-genomics.org/plink/>). Genotype
897 phasing and imputation in Yale-Penn and PMBB was performed using Minimac3
898 (<https://genome.sph.umich.edu/wiki/Minimac3>). Genetic ancestry in PMBB was estimated using
899 Eigensoft (<https://github.com/DReichLab/EIG>). PRS analyses were performed using PRS-CS
900 (<https://github.com/getian107/PRScs>). PheWAS analyses were run using the PheWAS R package
901 (<https://github.com/PheWAS/PheWAS>). The MendelianRandomization R package ([https://cran.r-
902 project.org/web/packages/MendelianRandomization/index.html](https://cran.r-project.org/web/packages/MendelianRandomization/index.html)) was used for MR analyses.

903 **References**

904 66. Department of Veterans Affairs. Pain Management - VHA Directive 2009-053. Published online
905 October 28, 2009.

906 67. Hunter-Zinck H, Shi Y, Li M, et al. Genotyping Array Design and Data Quality Control in the Million
907 Veteran Program. *Am. J. Hum. Genet.* 2020;106(4):535-548.

- 908 68. Delaneau O, Zagury JF, Robinson MR, Marchini JL, Dermitzakis ET. Accurate, scalable and integrative
909 haplotype estimation. *Nat. Commun.* 2019;10(1):5436.
- 910 69. Das S, Forer L, Schönherr S, et al. Next-generation genotype imputation service and methods. *Nat.*
911 *Genet.* 2016;48(10):1284-1287.
- 912 70. Auton A, Abecasis GR, Altshuler DM, et al. A global reference for human genetic variation. *Nature.*
913 2015;526(7571):68-74.
- 914 71. Fang H, Hui Q, Lynch J, et al. Harmonizing Genetic Ancestry and Self-identified Race/Ethnicity in
915 Genome-wide Association Studies. *Am. J. Hum. Genet.* 2019;105(4):763-772.
- 916 72. Chang CC, Chow CC, Tellier LC, Vattikuti S, Purcell SM, Lee JJ. Second-generation PLINK: rising to the
917 challenge of larger and richer datasets. *GigaScience.* 2015;4(1):s13742-015-0047-0048.
- 918 73. Willer CJ, Li Y, Abecasis GR. METAL: fast and efficient meta-analysis of genomewide association
919 scans. *Bioinformatics.* 2010;26(17):2190-2191.
- 920 74. Watanabe K, Taskesen E, van Bochoven A, Posthuma D. Functional mapping and annotation of
921 genetic associations with FUMA. *Nat. Commun.* 2017;8(1):1826.
- 922 75. Yang J, Lee SH, Goddard ME, Visscher PM. GCTA: a tool for genome-wide complex trait analysis. *Am.*
923 *J. Hum. Genet.* 2011;88(1):76-82.
- 924 76. Benner C, Spencer CCA, Havulinna AS, Salomaa V, Ripatti S, Pirinen M. FINEMAP: efficient variable
925 selection using summary data from genome-wide association studies. *Bioinformatics.*
926 2016;32(10):1493-1501.
- 927 77. Benner C, Havulinna AS, Järvelin MR, Salomaa V, Ripatti S, Pirinen M. Prospects of Fine-Mapping
928 Trait-Associated Genomic Regions by Using Summary Statistics from Genome-wide Association
929 Studies. *Am. J. Hum. Genet.* 2017;101(4):539-551.
- 930 78. Bulik-Sullivan BK, Loh PR, Finucane HK, et al. LD Score regression distinguishes confounding from
931 polygenicity in genome-wide association studies. *Nat. Genet.* 2015;47(3):291-295.
- 932 79. Altshuler DM, Gibbs RA, Peltonen L, et al. Integrating common and rare genetic variation in diverse
933 human populations. *Nature.* 2010;467(7311):52-58.
- 934 80. Luo Y, Li X, Wang X, et al. Estimating heritability and its enrichment in tissue-specific gene sets in
935 admixed populations. *Hum. Mol. Genet.* 2021;30(16):1521-1534.
- 936 81. Finucane HK, Bulik-Sullivan B, Gusev A, et al. Partitioning heritability by functional annotation using
937 genome-wide association summary statistics. *Nat. Genet.* 2015;47(11):1228-1235.
- 938 82. Finucane HK, Reshef YA, Anttila V, et al. Heritability enrichment of specifically expressed genes
939 identifies disease-relevant tissues and cell types. *Nat. Genet.* 2018;50(4):621-629.
- 940 83. The GTEx consortium, Aguet François, Anand Shankara, et al. The GTEx Consortium atlas of genetic
941 regulatory effects across human tissues. *Science.* 2020;369(6509):1318-1330.

- 942 84. Bernstein BE, Stamatoyannopoulos JA, Costello JF, et al. The NIH Roadmap Epigenomics Mapping
943 Consortium. *Nat. Biotechnol.* 2010;28(10):1045-1048.
- 944 85. de Leeuw CA, Mooij JM, Heskes T, Posthuma D. MAGMA: Generalized Gene-Set Analysis of GWAS
945 Data. *PLOS Computat. Biol.* 2015;11(4):e1004219.
- 946 86. Sey NYA, Hu B, Mah W, et al. A computational tool (H-MAGMA) for improved prediction of brain-
947 disorder risk genes by incorporating brain chromatin interaction profiles. *Nat. Neurosci.*
948 2020;23(4):583-593.
- 949 87. Rajarajan P, Borrmann T, Liao W, et al. Neuron-specific signatures in the chromosomal connectome
950 associated with schizophrenia risk. *Science.* 2018;362(6420).
- 951 88. Liberzon A, Birger C, Thorvaldsdóttir H, Ghandi M, Mesirov JP, Tamayo P. The Molecular Signatures
952 Database (MSigDB) hallmark gene set collection. *Cell Syst.* 2015;1(6):417-425.
- 953 89. Watanabe K, Umičević Mirkov M, de Leeuw CA, van den Heuvel MP, Posthuma D. Genetic mapping
954 of cell type specificity for complex traits. *Nat. Commun.* 2019;10(1):3222.
- 955 90. Fromer M, Roussos P, Sieberts SK, et al. Gene expression elucidates functional impact of polygenic
956 risk for schizophrenia. *Nat. Neurosci.* 2016;19(11):1442-1453.
- 957 91. Wingo TS, Liu Y, Gerasimov ES, et al. Shared mechanisms across the major psychiatric and
958 neurodegenerative diseases. *Nat. Commun.* 2022;13(1):4314.
- 959 92. Gusev A, Ko A, Shi H, et al. Integrative approaches for large-scale transcriptome-wide association
960 studies. *Nat. Genet.* 2016;48(3):245-252.
- 961 93. Giambartolomei C, Vukcevic D, Schadt EE, et al. Bayesian test for colocalisation between pairs of
962 genetic association studies using summary statistics. *PLOS Genet.* 2014;10(5):e1004383.
- 963 94. Zhu Z, Zhang F, Hu H, et al. Integration of summary data from GWAS and eQTL studies predicts
964 complex trait gene targets. *Nat. Genet.* 2016;48(5):481-487.
- 965 95. Qi T, Wu Y, Fang H, et al. Genetic control of RNA splicing and its distinct role in complex trait
966 variation. *Nat. Genet.* 2022;54(9):1355-1363.
- 967 96. Ray P, Torck A, Quigley L, et al. Comparative transcriptome profiling of the human and mouse dorsal
968 root ganglia: an RNA-seq-based resource for pain and sensory neuroscience research. *PAIN.*
969 2018;159(7).
- 970 97. Gaulton A, Bellis LJ, Bento AP, et al. ChEMBL: a large-scale bioactivity database for drug discovery.
971 *Nucleic Acids Res.* 2012;40(Database issue):D1100-1107.
- 972 98. Cotto KC, Wagner AH, Feng YY, et al. DGIdb 3.0: a redesign and expansion of the drug-gene
973 interaction database. *Nucleic Acids Res.* 2018;46(D1):D1068-D1073.
- 974 99. Cuéllar-Partida G, Lundberg M, Kho PF, et al. Complex-Traits Genetics Virtual Lab: A community-
975 driven web platform for post-GWAS analyses. *bioRxiv.* Published online January 1, 2019:518027.

- 976 100. Brown BC, Ye CJ, Price AL, Zaitlen N. Transethnic genetic-correlation estimates from summary
977 statistics. *Am. J. Hum. Genet.* 2016;99(1):76-88.
- 978 101. Kember RL, Hartwell EE, Xu H, et al. Phenome-wide Association Analysis of Substance Use Disorders
979 in a Deeply Phenotyped Sample. *Biol. Psychiatry.* 2023 Mar 15;93(6):536-545.
- 980 102. Pierucci-Lagha A, Gelernter J, Feinn R, et al. Diagnostic reliability of the Semi-structured Assessment
981 for Drug Dependence and Alcoholism (SSADDA). *Drug Alcohol Depend.* 2005;80(3):303-312.
- 982 103. Pierucci-Lagha A, Gelernter J, Chan G, et al. Reliability of DSM-IV diagnostic criteria using the semi-
983 structured assessment for drug dependence and alcoholism (SSADDA). *Drug Alcohol Depend.*
984 2007;91(1):85-90.
- 985 104. Fuchsberger C, Abecasis GR, Hinds DA. minimac2: faster genotype imputation. *Bioinformatics.*
986 2015;31(5):782-784.
- 987 105. Verma A, Damrauer SM, Naseer N, et al. The Penn Medicine BioBank: Towards a Genomics-Enabled
988 Learning Healthcare System to Accelerate Precision Medicine in a Diverse Population. *J. Pers. Med.*
989 2022;12(12).
- 990 106. Ge T, Chen CY, Ni Y, Feng YCA, Smoller JW. Polygenic prediction via Bayesian regression and
991 continuous shrinkage priors. *Nat. Commun.* 2019;10(1):1776.
- 992 107. Denny JC, Ritchie MD, Basford MA, et al. PheWAS: demonstrating the feasibility of a phenome-wide
993 scan to discover gene–disease associations. *Bioinformatics.* 2010;26(9):1205-1210.
- 994 108. Hemani G, Zheng J, Elsworth B, et al. The MR-Base platform supports systematic causal inference
995 across the human phenome. *eLife.* 2018;7.
- 996 109. Hayes BL, Vabistsevits M, Martin RM, Lawlor DA, Richmond RC, Robinson T. Establishing causal
997 relationships between sleep and adiposity traits using Mendelian randomization. *Obesity.*
998 2023;31(3):861-870.
- 999 110. Xiao G, Wang H, Hu J, et al. Estimating the causal effect of frailty index on vestibular disorders: A
1000 two-sample Mendelian randomization. *Front. Neurosci.* 2022;16.
- 1001 111. Palmer TM, Lawlor DA, Harbord RM, et al. Using multiple genetic variants as instrumental variables
1002 for modifiable risk factors. *Stat Methods Med Res.* 2012;21(3):223-242.
- 1003 112. Hemani G, Tilling K, Davey Smith G. Orienting the causal relationship between imprecisely
1004 measured traits using GWAS summary data. *PLOS Genet.* 2017;13(11):e1007081.
- 1005 113. Sheehan NA, Didelez V, Burton PR, Tobin MD. Mendelian Randomisation and Causal Inference in
1006 Observational Epidemiology. *PLOS Med.* 2008;5(8):e177.
- 1007 114. Greco M FD, Minelli C, Sheehan NA, Thompson JR. Detecting pleiotropy in Mendelian
1008 randomisation studies with summary data and a continuous outcome. *Stat Med.* 2015;34(21):2926-
1009 2940.

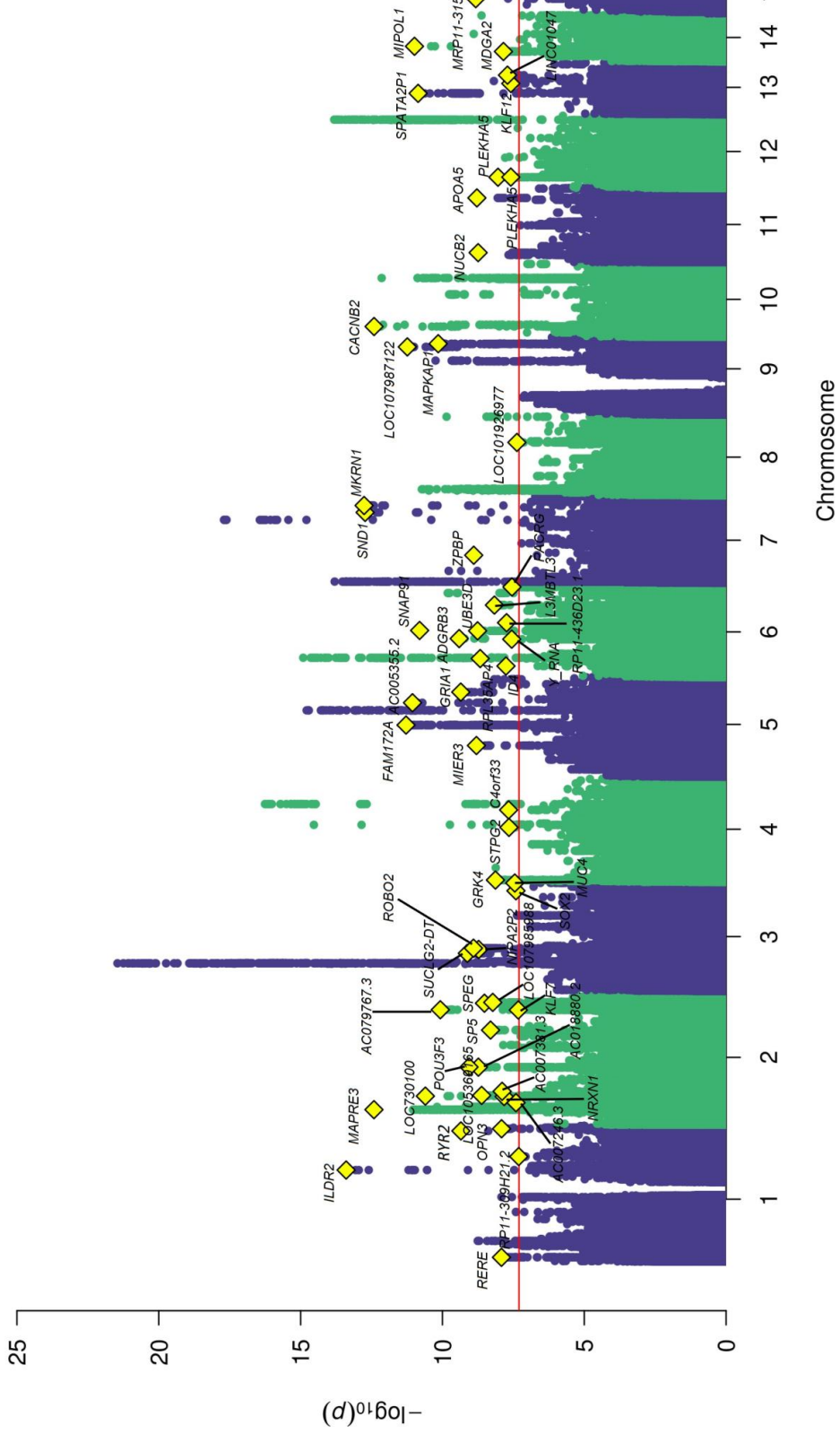
1010 Main authors who are part of the Million Veteran Program include Sylvanus Toikumo^{1,2}, Rachel Vickers-
1011 Smith^{1,3}, Zeal Jinwala², Heng Xu², Emily Hartwell^{1,2}, Mirko P. Venegas⁴, Kyle A. Sullivan⁴, Ke Xu^{5,6}, Daniel
1012 A. Jacobson⁴, Joel Gelernter^{5,6}, Christopher T. Rentsch^{5,7,8}, Hang Zhou^{5,6,10}, Stephen G. Waxman^{5,11}, Amy
1013 C. Justice^{5,7,12}, Rachel L. Kember^{1,2}, and Henry R. Kranzler^{1,2}

1014

1015 ¹Mental Illness Research, Education and Clinical Center, Crescenz VAMC, Philadelphia, PA, USA;
1016 ²Department of Psychiatry, University of Pennsylvania Perelman School of Medicine, Philadelphia, PA,
1017 USA; ³Department of Epidemiology and Environmental Health, University of Kentucky College of Public
1018 Health; Lexington, KY, USA; ⁴Biosciences Division, Oak Ridge National Laboratory, Oak Ridge, TN, USA;
1019 ⁵Veterans Affairs Connecticut Healthcare System, West Haven, CT, USA; ⁶Department of Psychiatry, Yale
1020 University School of Medicine, New Haven, CT, USA; ⁷Department of Medicine, Yale University School of
1021 Medicine, New Haven, CT, USA, ⁸London School of Hygiene & Tropical Medicine, London, UK; ¹⁰Section
1022 of Biomedical Informatics and Data Science, Yale University School of Medicine, New Haven, CT, USA;
1023 ¹¹Department of Neurology, Yale University School of Medicine, New Haven, CT, USA; ¹²Yale University
1024 School of Public Health, New Haven, CT, USA

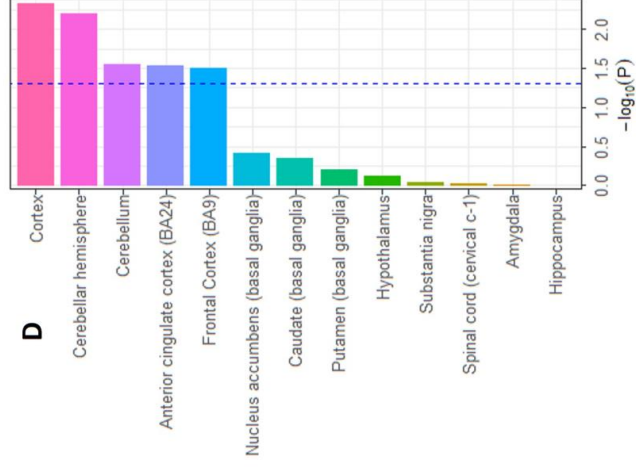
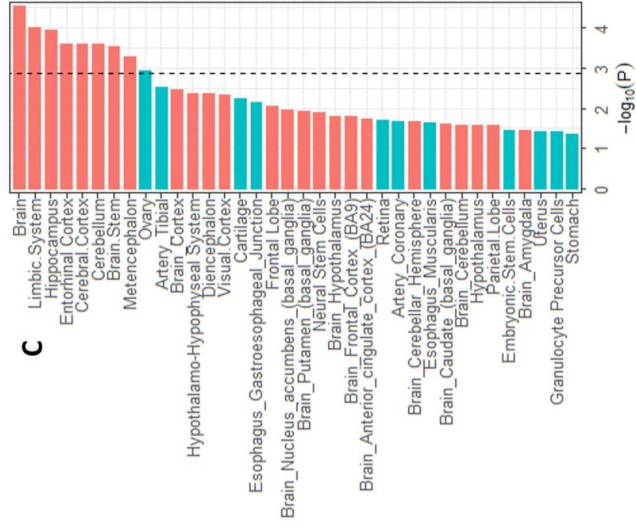
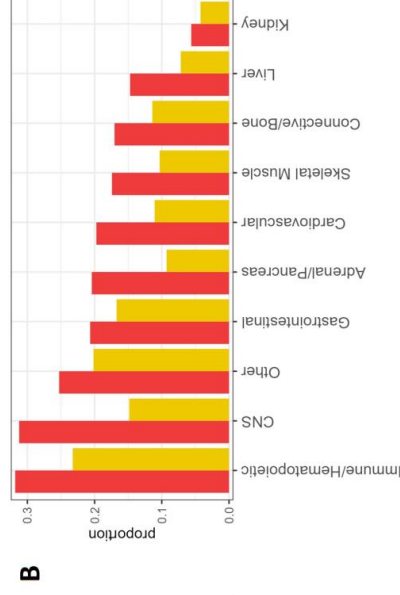
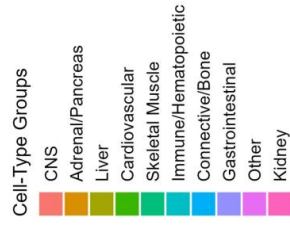
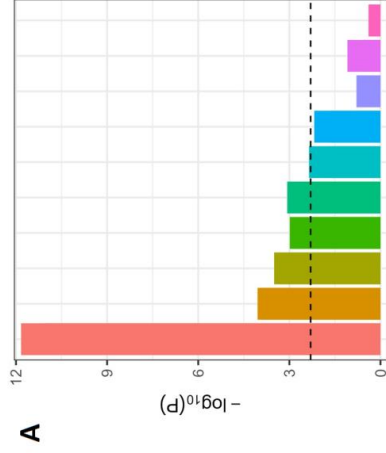
1025

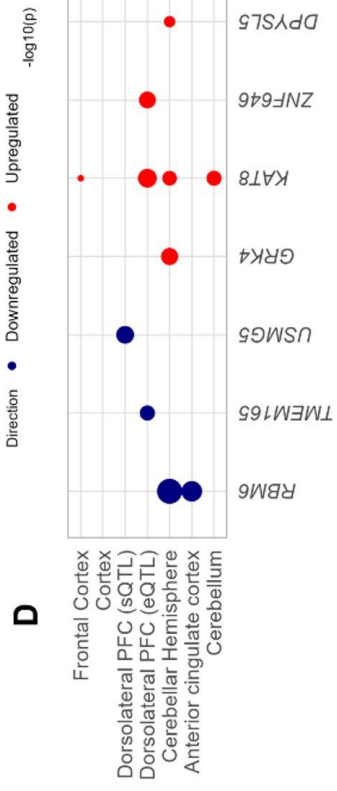
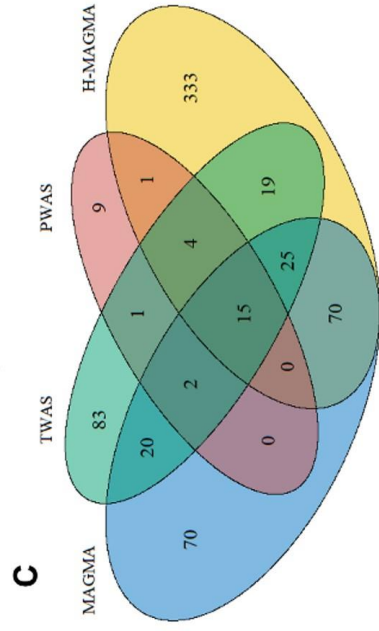
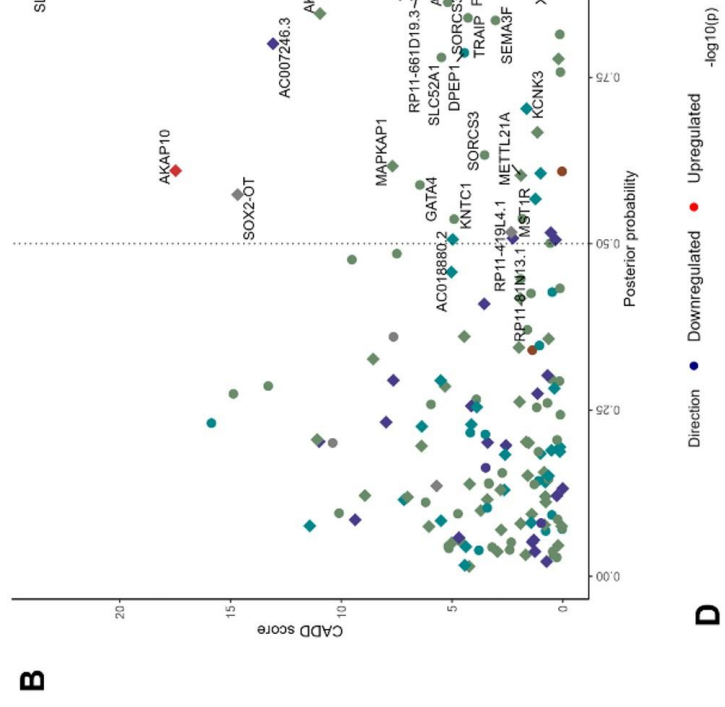
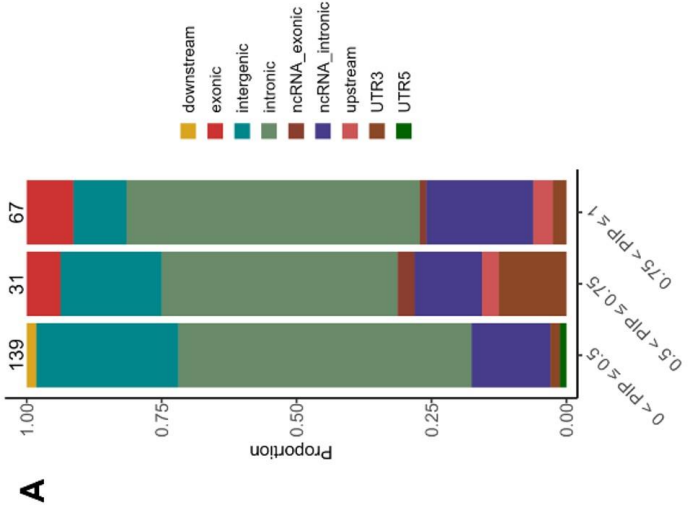
1026 A full list of Million Veteran Program members and their affiliations appears in the Supplementary
1027 Information.

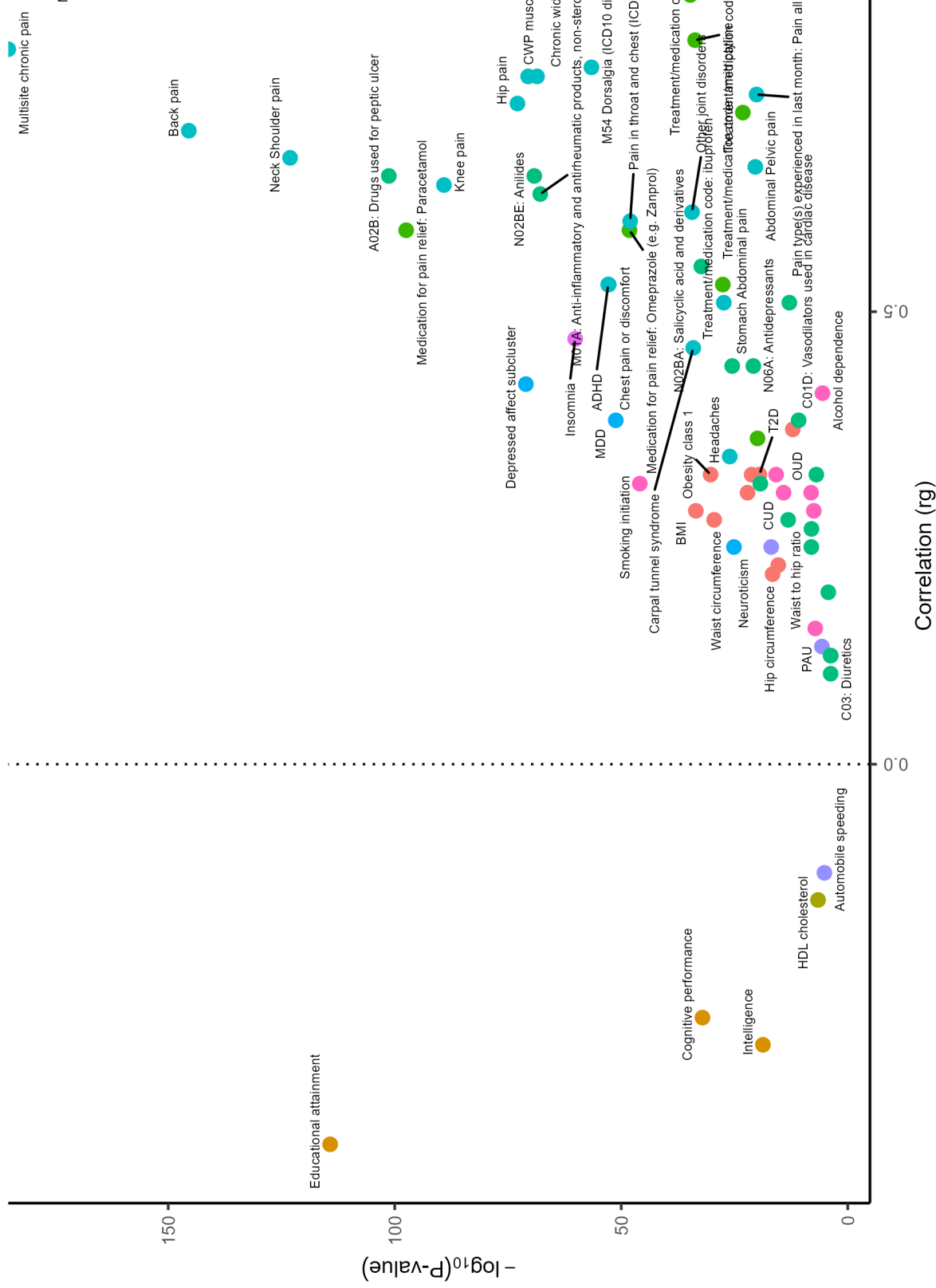


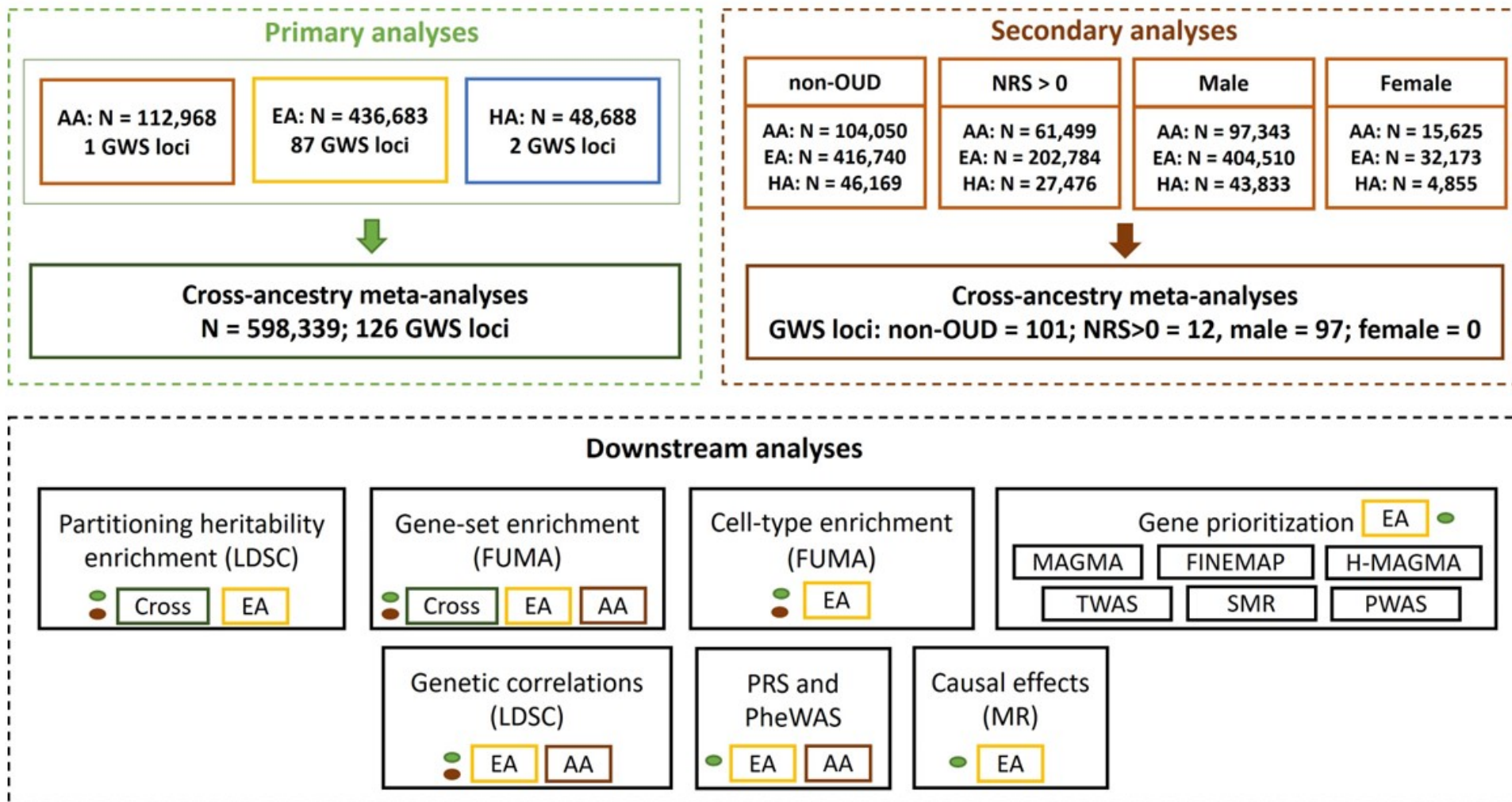
$-\log_{10}(p)$

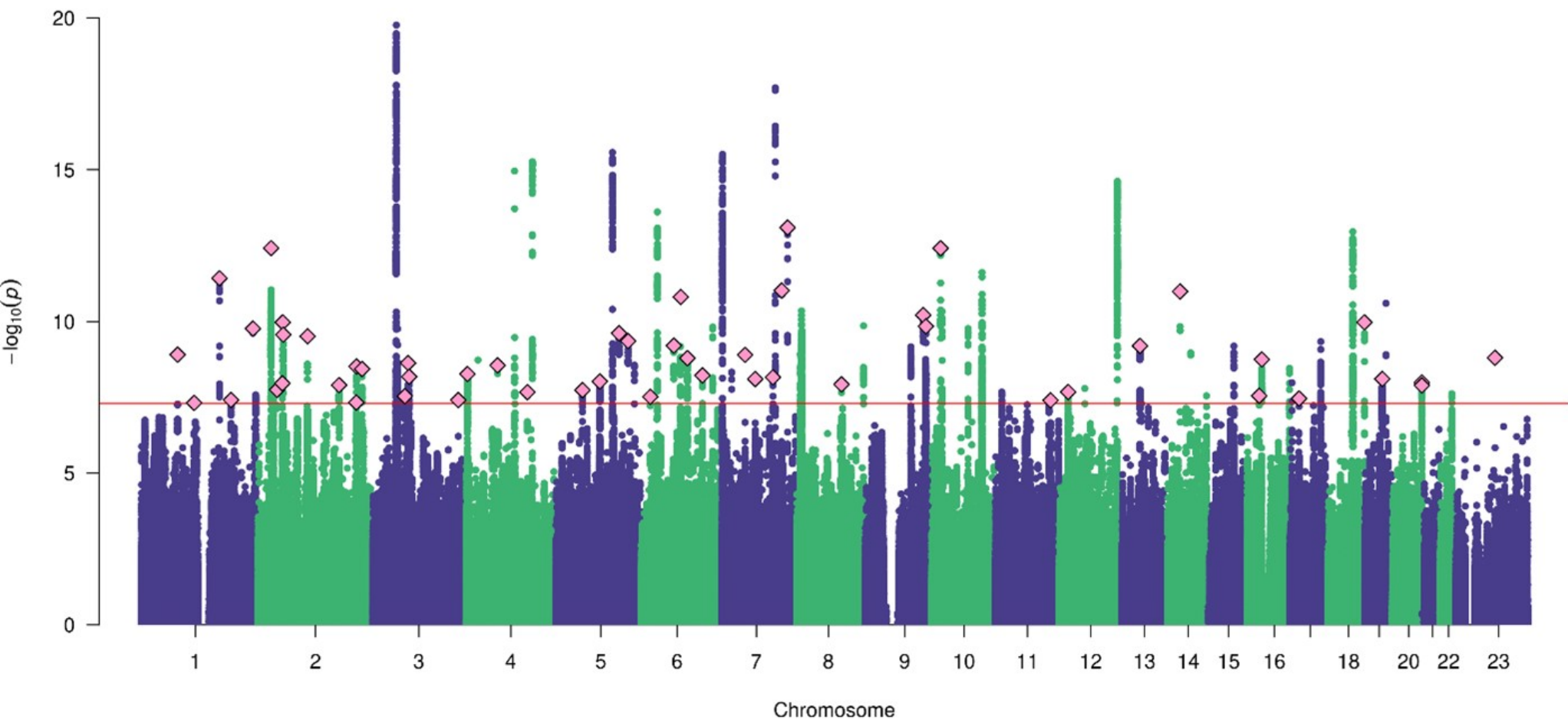
Chromosome

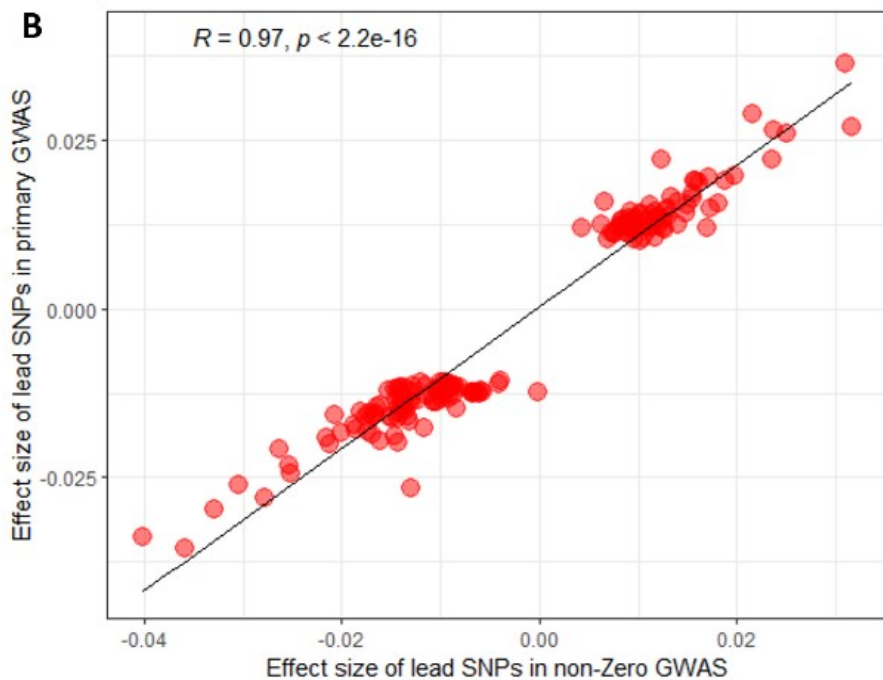
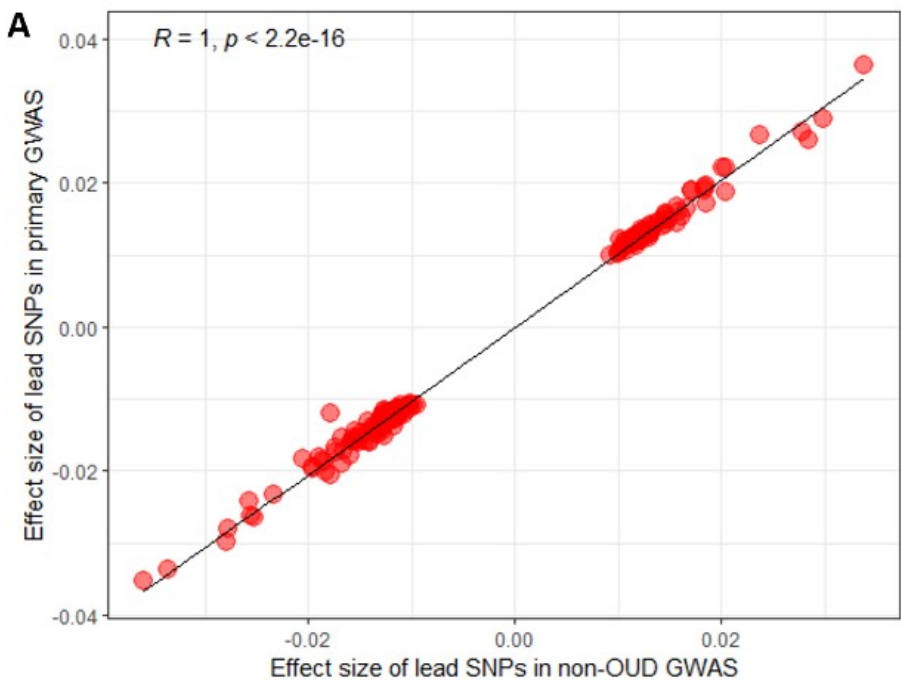






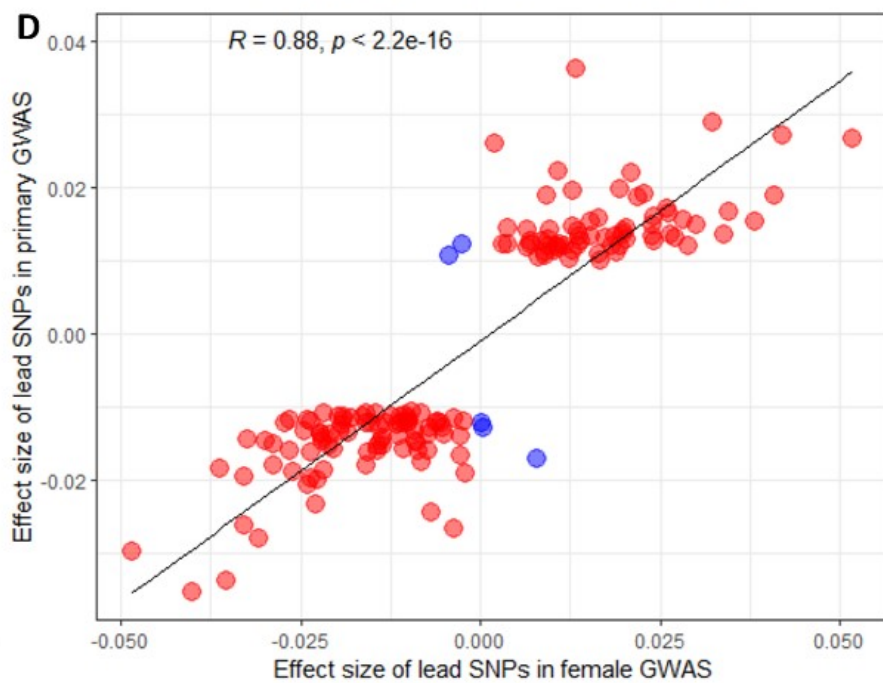
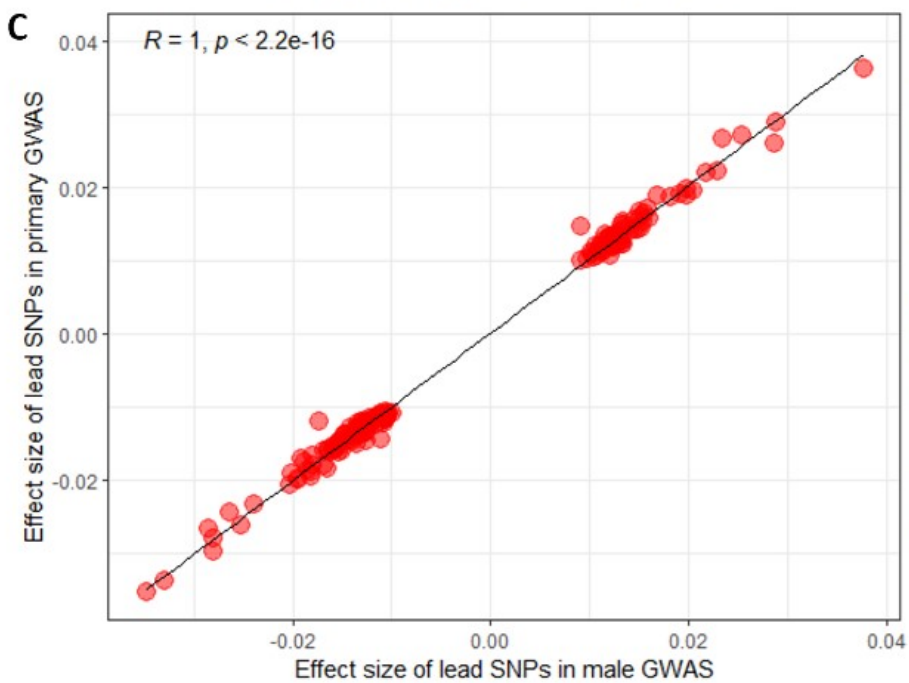


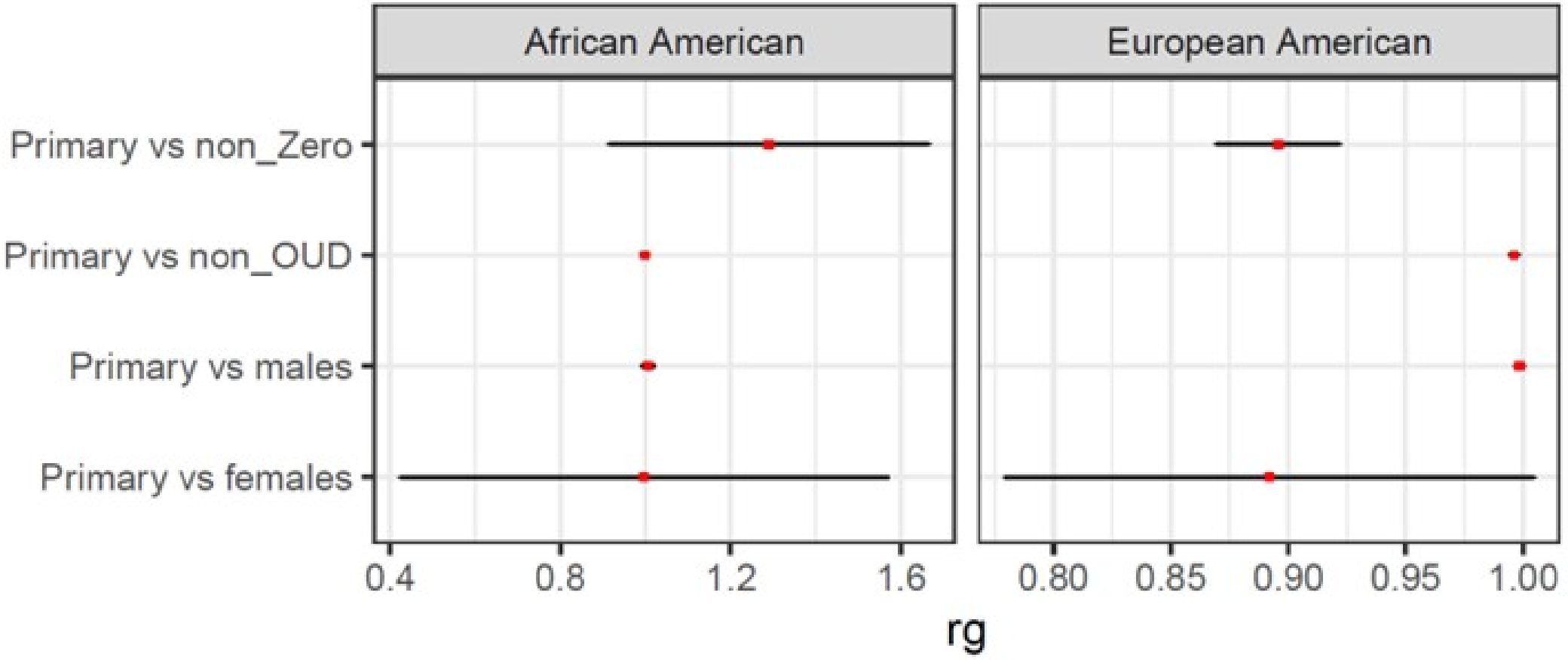


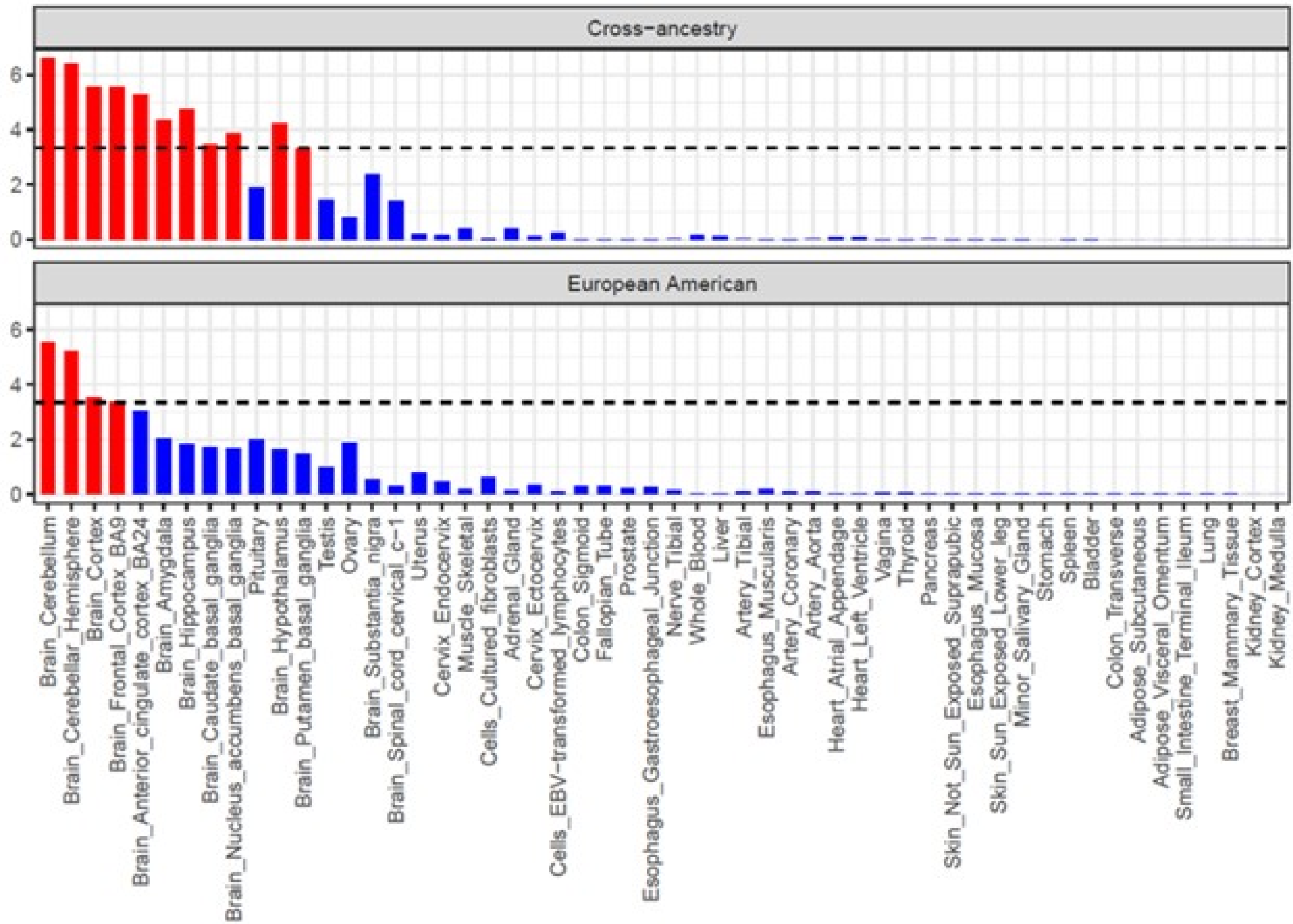


Direction concordant

- FALSE
- TRUE

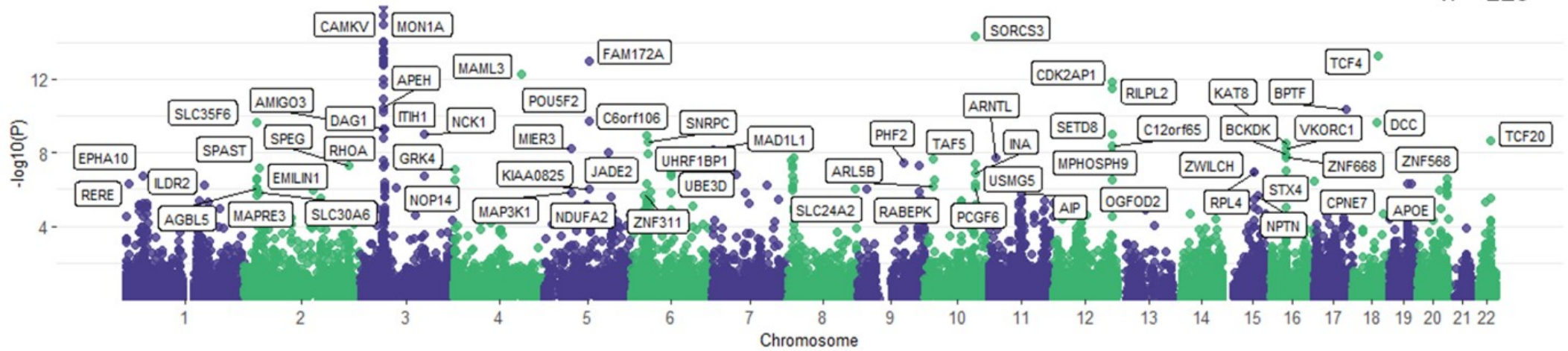






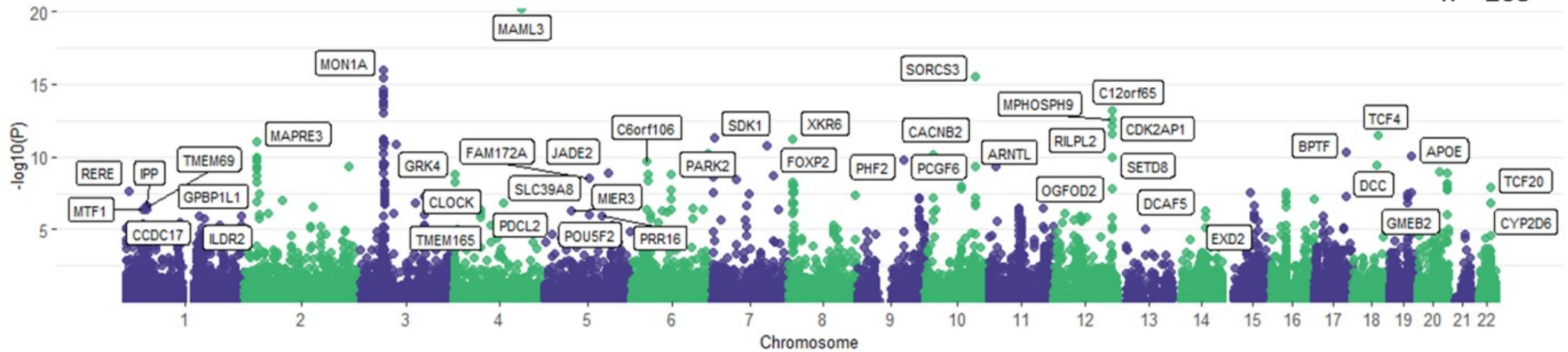
Cross ancestry

$n = 125$



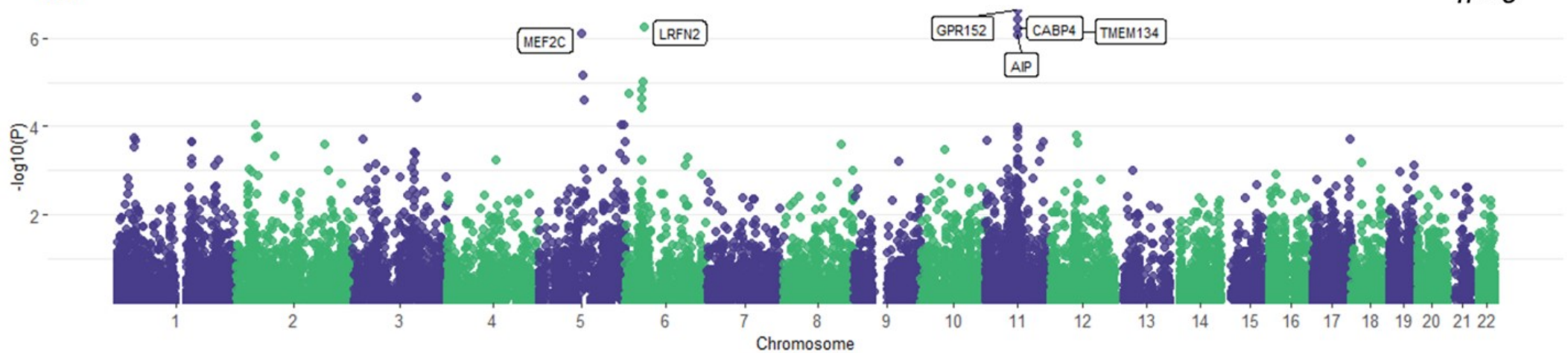
EA

$n = 203$

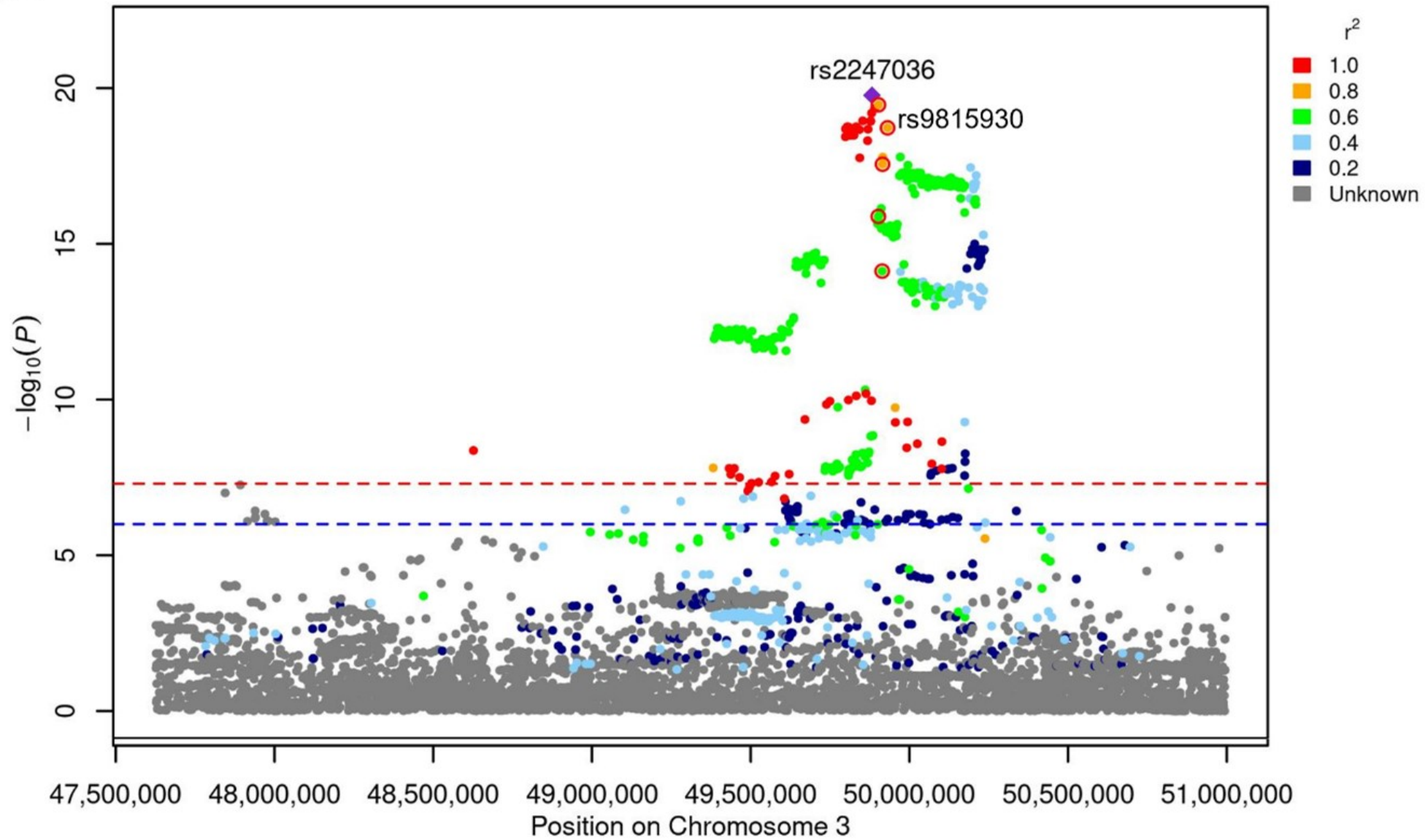


AA

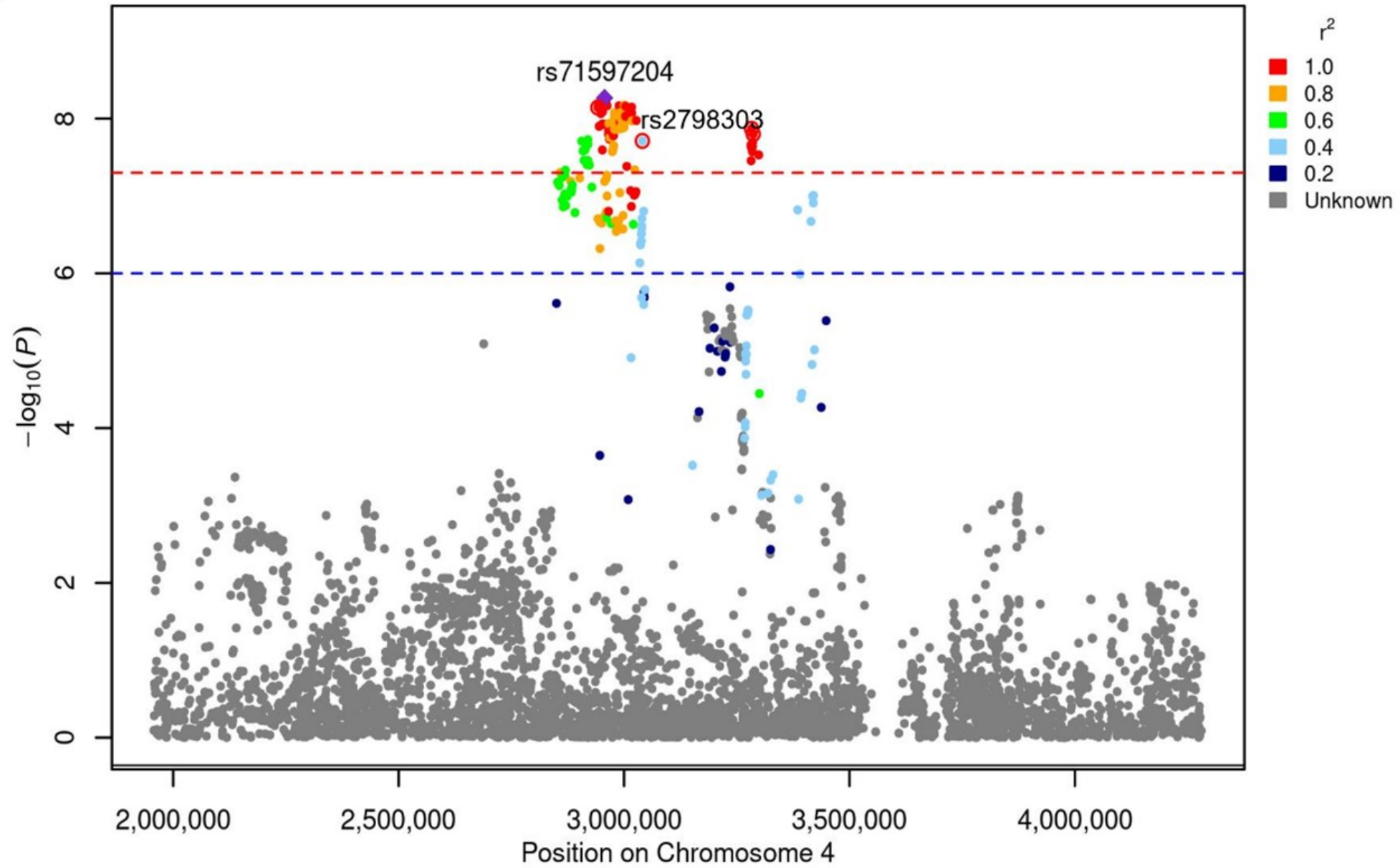
$n = 6$



Plotted
SNPs



Plotted SNPs



Supplementary Information for

A multi-ancestry genetic study of pain intensity in 598,339 veterans

VA Million Veteran Program Core Acknowledgement for Publications

Last updated August 3, 2021

MVP Executive Committee

- Co-Chair: J. Michael Gaziano, M.D., M.P.H. VA Boston Healthcare System
- Co-Chair: Sumitra Muralidhar, Ph.D. US Department of Veterans Affairs
- Rachel Ramoni, D.M.D., Sc.D., Chief VA Research and Development Officer US Department of Veterans Affairs
- Jean Beckham, Ph.D. Durham VA Medical Center
- Kyong-Mi Chang, M.D. Philadelphia VA Medical Center
- Philip S. Tsao, Ph.D. VA Palo Alto Health Care System
- James Breeling, M.D., Ex-Officio US Department of Veterans Affairs
- Grant Huang, Ph.D., Ex-Officio US Department of Veterans Affairs
- Juan P. Casas, M.D., Ph.D., Ex-Officio VA Boston Healthcare System

MVP Program Office

- Sumitra Muralidhar, Ph.D. US Department of Veterans Affairs
- Jennifer Moser, Ph.D. US Department of Veterans Affairs

MVP Recruitment/Enrollment

- MVP Cohort Management Director/Recruitment/Enrollment Director, Boston – Stacey B. Whitbourne, Ph.D.; Jessica V. Brewer, M.P.H - VA Boston Healthcare System
- VA Central Biorepository, Boston – Mary T. Brophy M.D., M.P.H.; Donald E. Humphries, Ph.D.; Luis E. Selva, Ph.D. - VA Boston Healthcare System
- MVP Informatics, Boston – Nhan Do, M.D.; Shahpoor (Alex) Shayan, M.S. - VA Boston Healthcare System
- MVP Data Operations/Analytics, Boston – Kelly Cho, M.P.H., Ph.D. - VA Boston Healthcare System
- Director of Regulatory Affairs – Lori Churby, B.S. - VA Palo Alto Health Care System
- MVP Coordinating Centers
 - o Cooperative Studies Program Clinical Research Pharmacy Coordinating Center, Albuquerque – Todd Connor, Pharm.D.; Dean P. Argyres, B.S., M.S. - New Mexico VA Health Care System
 - o Genomics Coordinating Center, Palo Alto – Philip S. Tsao, Ph.D. - VA Palo Alto Health Care System
 - o MVP Boston Coordinating Center, Boston - J. Michael Gaziano, M.D., M.P.H. - VA Boston Healthcare System

- MVP Information Center, Canandaigua – Brady Stephens, M.S. - Canandaigua VA Medical Center

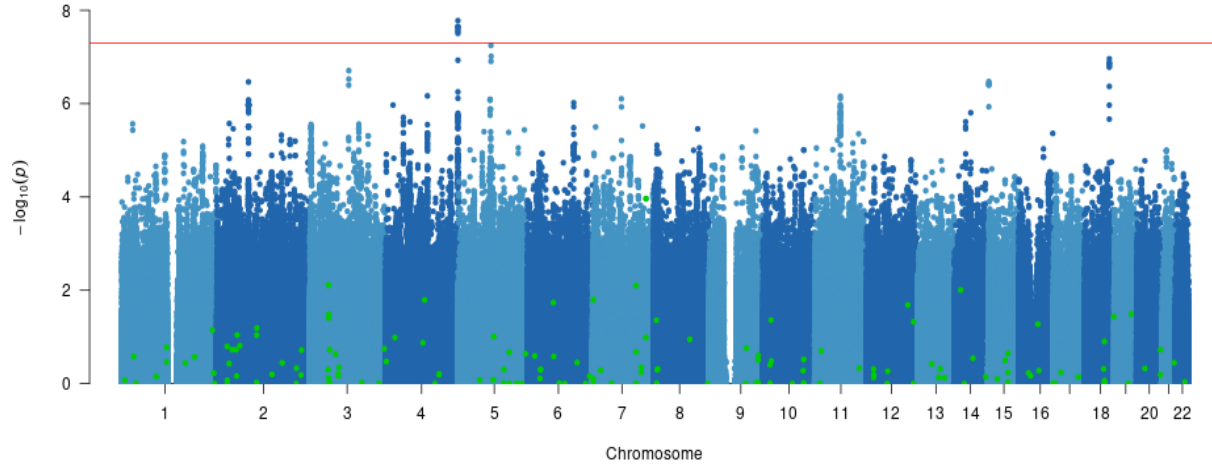
MVP Science

- Saiju Pyarajan Ph.D. - VA Boston Healthcare System
- Philip S. Tsao, Ph.D. - VA Palo Alto Health Care System
- Data Core - Kelly Cho, M.P.H, Ph.D. - VA Boston Healthcare System
- VA Informatics and Computing Infrastructure (VINCI) – Scott L. DuVall, Ph.D. - VA Salt Lake City Health Care System
- Data and Computational Sciences – Saiju Pyarajan, Ph.D. - VA Boston Healthcare System
- Statistical Genetics
 - Elizabeth Hauser, Ph.D. - Durham VA Medical Center
 - Yan Sun, Ph.D. - Atlanta VA Medical Center
 - Hongyu Zhao, Ph.D. - West Haven VA Medical Center

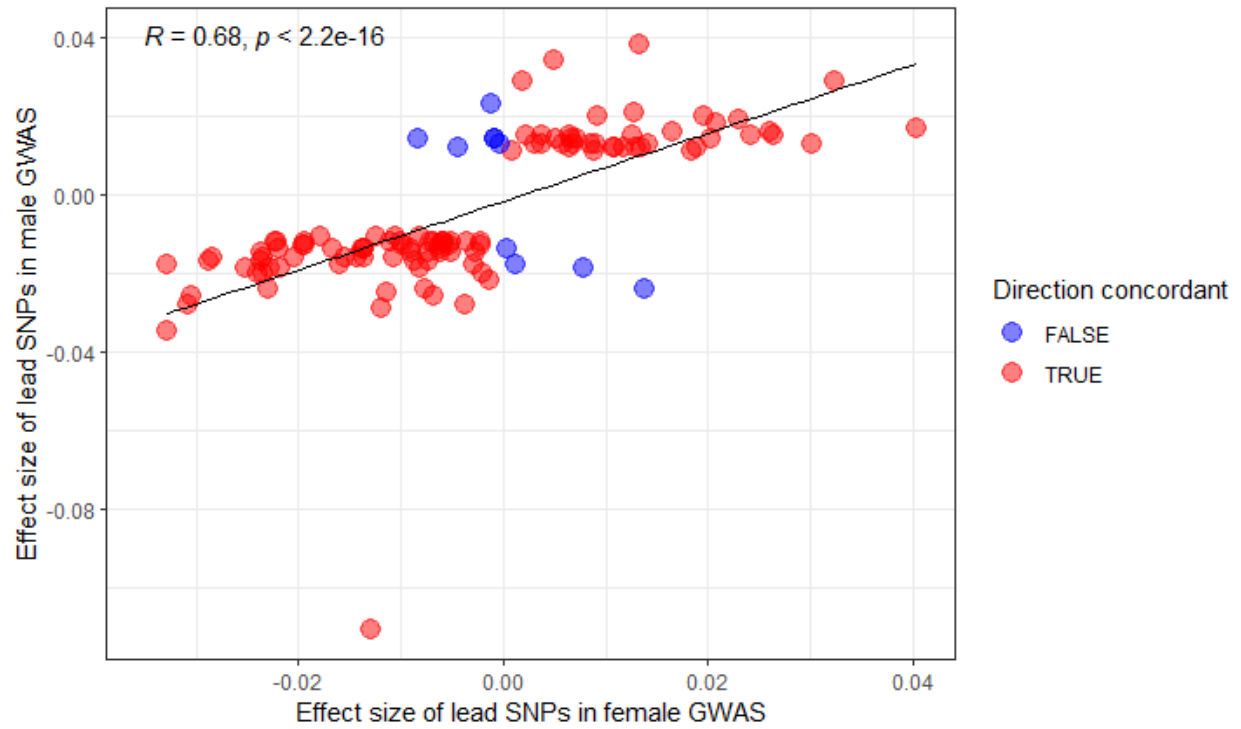
Current MVP Local Site Investigators

- Atlanta VA Medical Center (Peter Wilson, M.D.)
- Bay Pines VA Healthcare System (Rachel McArdle, Ph.D.)
- Birmingham VA Medical Center (Louis Dellitalia, M.D.)
- Central Western Massachusetts Healthcare System (Kristin Mattocks, Ph.D., M.P.H.)
- Cincinnati VA Medical Center (John Harley, M.D., Ph.D.)
- Clement J. Zablocki VA Medical Center (Jeffrey Whittle, M.D., M.P.H.)
- VA Northeast Ohio Healthcare System (Frank Jacono, M.D.)
- Durham VA Medical Center (Jean Beckham, Ph.D.)
- Edith Nourse Rogers Memorial Veterans Hospital (John Wells., Ph.D.)
- Edward Hines, Jr. VA Medical Center (Salvador Gutierrez, M.D.)
- Veterans Health Care System of the Ozarks (Kathrina Alexander, M.D.)
- Fargo VA Health Care System (Kimberly Hammer, Ph.D.)
- VA Health Care Upstate New York (James Norton, Ph.D.)
- New Mexico VA Health Care System (Gerardo Villareal, M.D.)
- VA Boston Healthcare System (Scott Kinlay, M.B.B.S., Ph.D.)
- VA Western New York Healthcare System (Junzhe Xu, M.D.)
- Ralph H. Johnson VA Medical Center (Mark Hamner, M.D.)
- Columbia VA Health Care System (Roy Mathew, M.D.)
- VA North Texas Health Care System (Sujata Bhushan, M.D.)
- Hampton VA Medical Center (Pran Iruvanti, D.O., Ph.D.)
- Richmond VA Medical Center (Michael Godschalk, M.D.)
- Iowa City VA Health Care System (Zuhair Ballas, M.D.)
- Eastern Oklahoma VA Health Care System (River Smith, Ph.D.)
- James A. Haley Veterans' Hospital (Stephen Mastorides, M.D.)
- James H. Quillen VA Medical Center (Jonathan Moorman, M.D., Ph.D.)
- John D. Dingell VA Medical Center (Saib Gappy, M.D.)
- Louisville VA Medical Center (Jon Klein, M.D., Ph.D.)
- Manchester VA Medical Center (Nora Ratcliffe, M.D.)

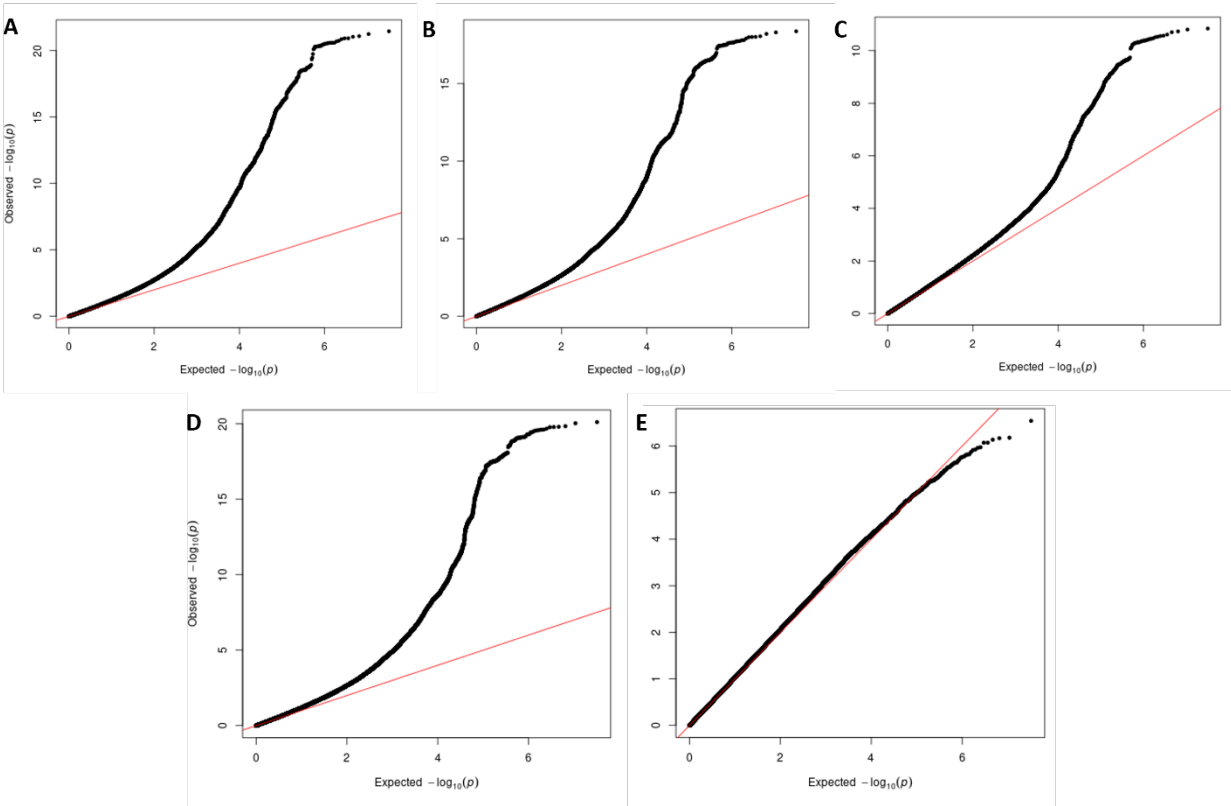
- Miami VA Health Care System (Ana Palacio, M.D., M.P.H.)
- Michael E. DeBakey VA Medical Center (Olaoluwa Okusaga, M.D.)
- Minneapolis VA Health Care System (Maureen Murdoch, M.D., M.P.H.)
- N. FL/S. GA Veterans Health System (Peruvemba Sriram, M.D.)
- Northport VA Medical Center (Shing Shing Yeh, Ph.D., M.D.)
- Overton Brooks VA Medical Center (Neeraj Tandon, M.D.)
- Philadelphia VA Medical Center (Darshana Jhala, M.D.)
- Phoenix VA Health Care System (Samuel Aguayo, M.D.)
- Portland VA Medical Center (David Cohen, M.D.)
- Providence VA Medical Center (Satish Sharma, M.D.)
- Richard Roudebush VA Medical Center (Suthat Liangpunsakul, M.D., M.P.H.)
- Salem VA Medical Center (Kris Ann Oursler, M.D.)
- San Francisco VA Health Care System (Mary Whooley, M.D.)
- South Texas Veterans Health Care System (Sunil Ahuja, M.D.)
- Southeast Louisiana Veterans Health Care System (Joseph Constans, Ph.D.)
- Southern Arizona VA Health Care System (Paul Meyer, M.D., Ph.D.)
- Sioux Falls VA Health Care System (Jennifer Greco, M.D.)
- St. Louis VA Health Care System (Michael Rauchman, M.D.)
- Syracuse VA Medical Center (Richard Servatius, Ph.D.)
- VA Eastern Kansas Health Care System (Melinda Gaddy, Ph.D.)
- VA Greater Los Angeles Health Care System (Agnes Wallbom, M.D., M.S.)
- VA Long Beach Healthcare System (Timothy Morgan, M.D.)
- VA Maine Healthcare System (Todd Stapley, D.O.)
- VA New York Harbor Healthcare System (Peter Liang, M.D., M.P.H.)
- VA Pacific Islands Health Care System (Daryl Fujii, Ph.D.)
- VA Palo Alto Health Care System (Philip Tsao, Ph.D.)
- VA Pittsburgh Health Care System (Patrick Strollo, Jr., M.D.)
- VA Puget Sound Health Care System (Edward Boyko, M.D.)
- VA Salt Lake City Health Care System (Jessica Walsh, M.D.)
- VA San Diego Healthcare System (Samir Gupta, M.D., M.S.C.S.)
- VA Sierra Nevada Health Care System (Mostaqul Huq, Pharm.D., Ph.D.)
- VA Southern Nevada Healthcare System (Joseph Fayad, M.D.)
- VA Tennessee Valley Healthcare System (Adriana Hung, M.D., M.P.H.)
- Washington DC VA Medical Center (Jack Lichy, M.D., Ph.D.)
- W.G. (Bill) Hefner VA Medical Center (Robin Hurley, M.D.)
- White River Junction VA Medical Center (Brooks Robey, M.D.)
- William S. Middleton Memorial Veterans Hospital (Prakash Balasubramanian, M.D.)



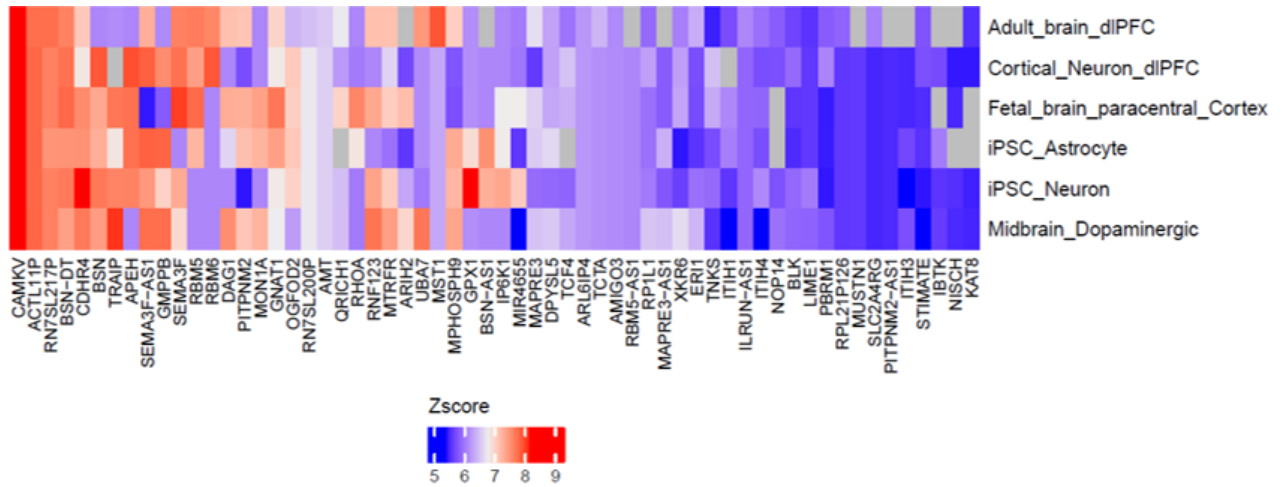
Supplementary Figure 1. Heterogeneity Plot of pain intensity cross-ancestry meta-analysis results indicates no signs of heterogeneity (I^2). P -values are derived from I^2 test (one-sided). Cross-ancestry meta-analysis lead SNPs are highlighted in green.



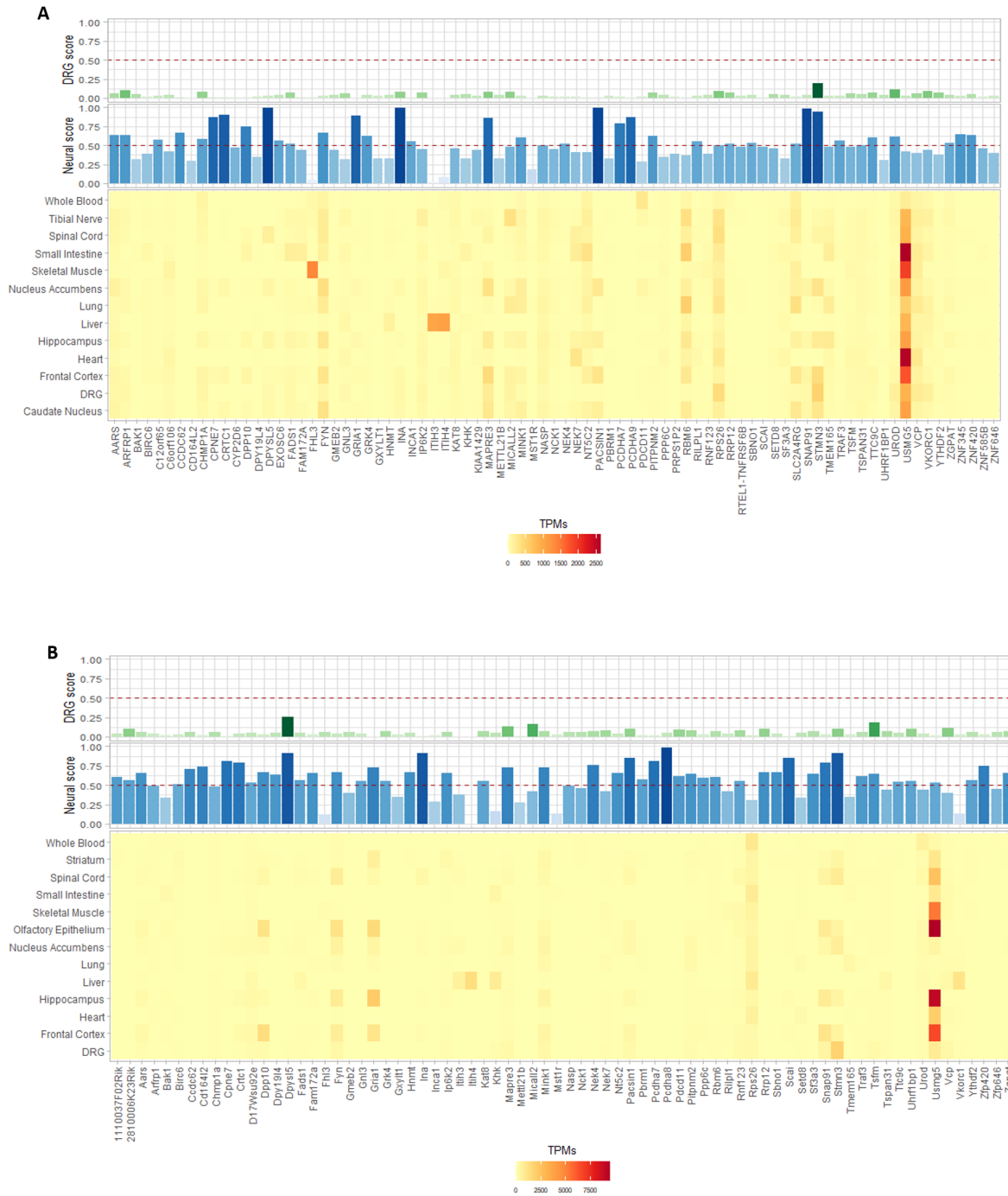
Supplementary Figure 2. Effect-effect plot comparing effect sizes of male cross-ancestry meta-analyses lead SNPs vs female GWAS. The magnitude and direction of the effect sizes are plotted for each GWAS. The results show significant ($P < 2.2 \times 10^{-16}$) high correlation (Pearson r test, one-sided) between the effect sizes (β) of pain intensity lead SNPs for males versus females.



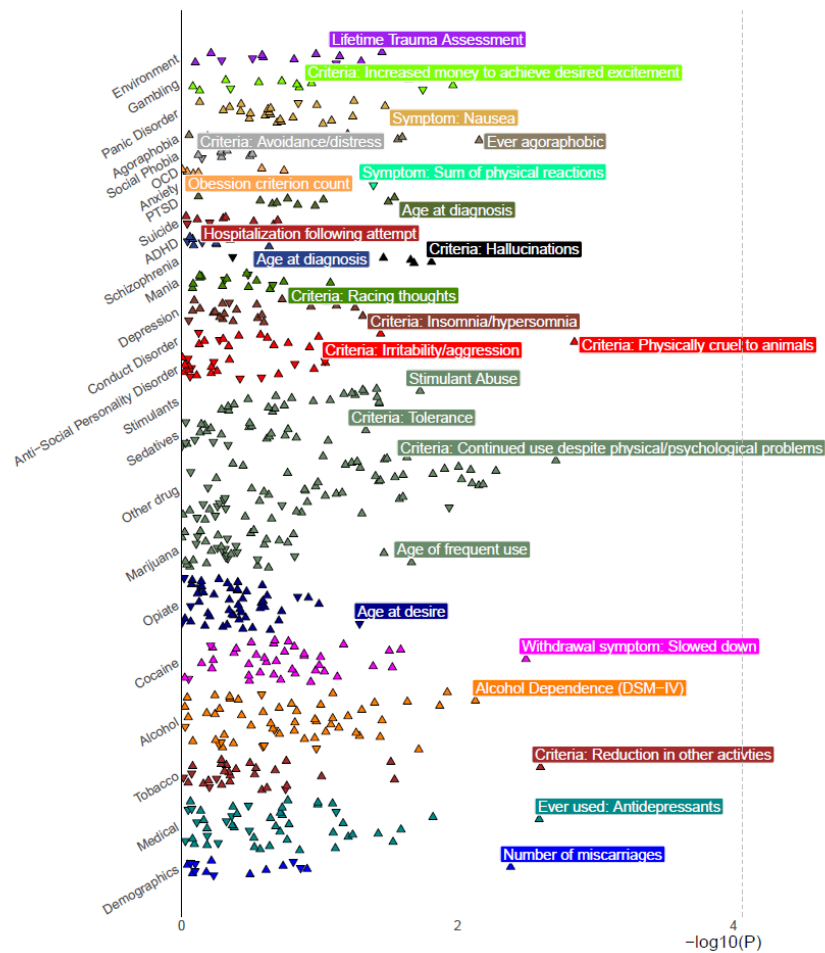
Supplementary Figure 3. Quantile–quantile plot of the SNP-based associations with pain intensity in the (A) primary (B) non-OUD (C) non-zero (D) males and (E) females GWASs. Lambda values show minimal inflation for both primary ($\lambda_{GC} = 1.23$) and secondary GWASs (non-OUD; $\lambda_{GC} = 1.22$, non-zero; $\lambda_{GC} = 1.09$, male; $\lambda_{GC} = 1.22$, and female; $\lambda_{GC} = 1.03$), however, the LDSC intercept (1.1; standard error (s.e.) = 0.01) and ratio (13%) both indicate that the inflation is largely due to true polygenicity and the large sample size. SNP P values were computed in METAL using a two-sided, sample-size-weighted z-score method. QQ plots estimated were generated using a chi-squared test.



Supplementary Figure 4. H-MAGMA Gene-Tissue pairs for pain intensity. Genes that survive multiple correction across six tissues are plotted. (Bonferroni $p = 2.84 \times 10^{-8}$)



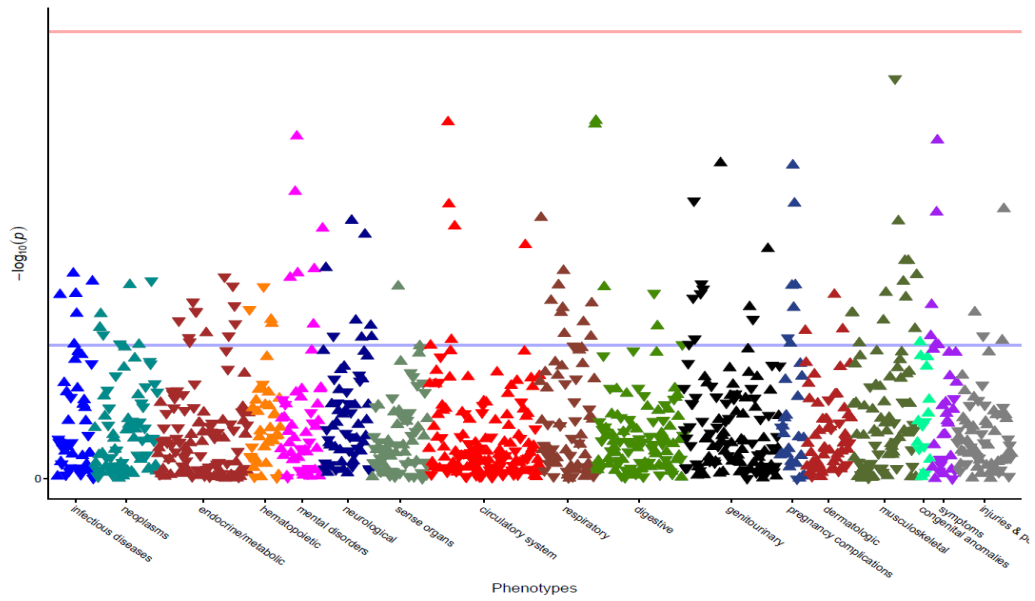
Supplementary Figure 5. Identification of tissue enrichment gene expression patterns. Causal genes and proteins that are differentially expressed in CNS and DRG in (A) humans and (B) mouse. DRG, dorsal root ganglia; TPM, transcripts per million. Red dashed line shows the Enrichment score threshold > 0.5.



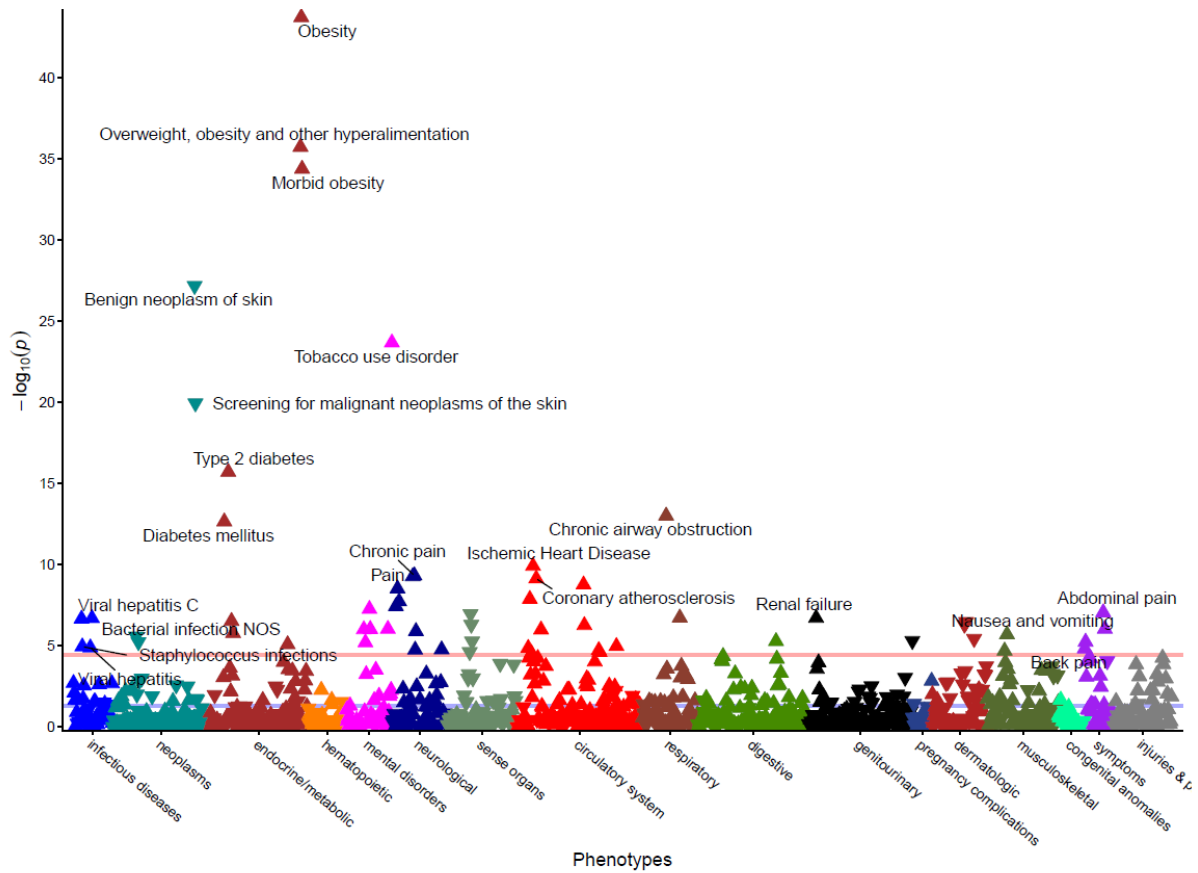
Supplementary Figure 6. PheWAS in Yale-Penn African American individuals. PheWAS plot for pain intensity PRS in European Americans from Yale-Penn. No phenotypes passed multiple testing correction (Bonferroni correction threshold = $P < 7.83 \times 10^{-5}$ (0.05/638)).



Supplementary Figure 7. PheWAS in Yale-Penn European American individuals. PheWAS plot for pain intensity PRS in European Americans from Yale-Penn. Phenotypes that pass multiple testing correction (black dashed line) are annotated (Bonferroni correction threshold = $P < 7.83 \times 10^{-5}$ (0.05/638)).



Supplementary Figure 8. PheWAS in PMBB African American individuals. PheWAS plot for pain intensity PRS in African Americans from PMBB. No phenotypes passed multiple testing correction (Bonferroni correction threshold = $P < 3.68 \times 10^{-5}$ ($0.05/1360$)).



Supplementary Figure 9. PheWAS in PMBB European American individuals. PheWAS plot for pain intensity PRS in European Americans from PMBB. Phenotypes that pass multiple testing correction (red line) are annotated (Bonferroni correction threshold = $P < 3.65 \times 10^{-5}$ (0.05/1360)).

Supplementary Table 37. Druggable targets for pain intensity identified by the Druggable Genome and Drug

Gene prioritization method	gene_name	gene_claim	description	druggability	small_mol	bio_drugg	adme_gen
Fine-mapping	BLK	BE0009413	B lymphoid t Tier 1	Y	N	N	
Fine-mapping	BLK	BLK	B lymphoid t Tier 1	Y	N	N	
Fine-mapping	BLK	640	B lymphoid t Tier 1	Y	N	N	
Fine-mapping	BLK	BLK	B lymphoid t Tier 1	Y	N	N	
Fine-mapping	BLK	640	B lymphoid t Tier 1	Y	N	N	
Fine-mapping	BLK	BLK	B lymphoid t Tier 1	Y	N	N	
Fine-mapping	BLK	BLK	B lymphoid t Tier 1	Y	N	N	
Fine-mapping	BLK	BLK	B lymphoid t Tier 1	Y	N	N	
Fine-mapping	BLK	640	B lymphoid t Tier 1	Y	N	N	
Fine-mapping	BLK	P51451	B lymphoid t Tier 1	Y	N	N	
Fine-mapping	BLK	BLK	B lymphoid t Tier 1	Y	N	N	
Fine-mapping	BLK	BLK	B lymphoid t Tier 1	Y	N	N	
Fine-mapping	BLK	BLK	B lymphoid t Tier 1	Y	N	N	
Fine-mapping	BLK	BLK	B lymphoid t Tier 1	Y	N	N	
Fine-mapping	BLK	BLK	B lymphoid t Tier 1	Y	N	N	
Fine-mapping	BLK	BLK	B lymphoid t Tier 1	Y	N	N	
Fine-mapping	BLK	BLK	B lymphoid t Tier 1	Y	N	N	
Fine-mapping	BLK	BLK	B lymphoid t Tier 1	Y	N	N	
Fine-mapping	BLK	BLK	B lymphoid t Tier 1	Y	N	N	
Fine-mapping	BLK	BLK	B lymphoid t Tier 1	Y	N	N	
Fine-mapping	BLK	BLK	B lymphoid t Tier 1	Y	N	N	
Fine-mapping	BLK	BLK	B lymphoid t Tier 1	Y	N	N	
Fine-mapping	BLK	BLK	B lymphoid t Tier 1	Y	N	N	
Fine-mapping	BLK	BLK	B lymphoid t Tier 1	Y	N	N	
Fine-mapping	BLK	BLK	B lymphoid t Tier 1	Y	N	N	
Fine-mapping	BLK	BLK	B lymphoid t Tier 1	Y	N	N	
Fine-mapping	BLK	BLK	B lymphoid t Tier 1	Y	N	N	
Fine-mapping	BLK	BLK	B lymphoid t Tier 1	Y	N	N	
Fine-mapping	BLK	BLK	B lymphoid t Tier 1	Y	N	N	
Fine-mapping	BLK	BLK	B lymphoid t Tier 1	Y	N	N	
Fine-mapping	BLK	BLK	B lymphoid t Tier 1	Y	N	N	
Fine-mapping	BLK	BLK	B lymphoid t Tier 1	Y	N	N	
Fine-mapping	BLK	BLK	B lymphoid t Tier 1	Y	N	N	
Fine-mapping	BLK	BLK	B lymphoid t Tier 1	Y	N	N	
Fine-mapping	BLK	BLK	B lymphoid t Tier 1	Y	N	N	
Fine-mapping	BLK	BLK	B lymphoid t Tier 1	Y	N	N	
Fine-mapping	BLK	BLK	B lymphoid t Tier 1	Y	N	N	
Fine-mapping	BLK	BLK	B lymphoid t Tier 1	Y	N	N	
Fine-mapping	BLK	BLK	B lymphoid t Tier 1	Y	N	N	
Fine-mapping	BLK	BLK	B lymphoid t Tier 1	Y	N	N	
Fine-mapping	BLK	BLK	B lymphoid t Tier 1	Y	N	N	
Fine-mapping	BLK	BE0009413	B lymphoid t Tier 1	Y	N	N	
Fine-mapping	BLK	BLK	B lymphoid t Tier 1	Y	N	N	
Fine-mapping	BLK	BLK	B lymphoid t Tier 1	Y	N	N	
MAGMA and TWAS	CYP2D6	CYP2D6	cytochrome Tier 1	Y	N	Y	
MAGMA and TWAS	CYP2D6	CYP2D6	cytochrome Tier 1	Y	N	Y	
MAGMA and TWAS	CYP2D6	CYP2D6	cytochrome Tier 1	Y	N	Y	
MAGMA and TWAS	CYP2D6	CYP2D6	cytochrome Tier 1	Y	N	Y	

MAGMA and TWAS	CYP2D6	BE0002363	cytochrome	Tier 1	Y	N	Y
MAGMA and TWAS	CYP2D6	CYP2D6	cytochrome	Tier 1	Y	N	Y
MAGMA and TWAS	CYP2D6	CYP2D6	cytochrome	Tier 1	Y	N	Y
MAGMA and TWAS	CYP2D6	CYP2D6	cytochrome	Tier 1	Y	N	Y
MAGMA and TWAS	CYP2D6	CYP2D6	cytochrome	Tier 1	Y	N	Y
Fine-mapping	DPEP1	P16444	dipeptidase	Tier 1	Y	Y	Y
Fine-mapping	DPEP1	P16444	dipeptidase	Tier 1	Y	Y	Y
Fine-mapping	DPEP1	Dehydropep	dipeptidase	Tier 1	Y	Y	Y
Fine-mapping	DPEP1	BE0001148	dipeptidase	Tier 1	Y	Y	Y
Fine-mapping	DPEP1	MDP	dipeptidase	Tier 1	Y	Y	Y
Fine-mapping	DPEP1	DPEP1	dipeptidase	Tier 1	Y	Y	Y
TWAS	FYN	FYN	FYN oncoger	Tier 1	Y	N	N
TWAS	FYN	P06241	FYN oncoger	Tier 1	Y	N	N
TWAS	FYN	P06241	FYN oncoger	Tier 1	Y	N	N
TWAS	FYN	Fyn tyrosine	FYN oncoger	Tier 1	Y	N	N
TWAS	FYN	FYN	FYN oncoger	Tier 1	Y	N	N
TWAS	FYN	BE0000839	FYN oncoger	Tier 1	Y	N	N
TWAS	FYN	2534	FYN oncoger	Tier 1	Y	N	N
TWAS	FYN	FYN	FYN oncoger	Tier 1	Y	N	N
TWAS	FYN	2534	FYN oncoger	Tier 1	Y	N	N
TWAS	FYN	2534	FYN oncoger	Tier 1	Y	N	N
TWAS	FYN	FYN	FYN oncoger	Tier 1	Y	N	N
TWAS	FYN	FYN	FYN oncoger	Tier 1	Y	N	N
TWAS	FYN	FYN	FYN oncoger	Tier 1	Y	N	N
TWAS	FYN	FYN	FYN oncoger	Tier 1	Y	N	N
TWAS	FYN	FYN	FYN oncoger	Tier 1	Y	N	N
TWAS	FYN	BE0000839	FYN oncoger	Tier 1	Y	N	N
GWAS, TWAS, and Fine-mappi	GRIA1	Glutamate re	glutamate re	Tier 1	Y	Y	N
GWAS, TWAS, and Fine-mappi	GRIA1	BE0000640	glutamate re	Tier 1	Y	Y	N
GWAS, TWAS, and Fine-mappi	GRIA1	GLUH1	glutamate re	Tier 1	Y	Y	N
GWAS, TWAS, and Fine-mappi	GRIA1	P42261	glutamate re	Tier 1	Y	Y	N
GWAS, TWAS, and Fine-mappi	GRIA1	BE0000640	glutamate re	Tier 1	Y	Y	N
GWAS, TWAS, and Fine-mappi	GRIA1	P42261	glutamate re	Tier 1	Y	Y	N
GWAS, TWAS, and Fine-mappi	GRIA1	GRIA1	glutamate re	Tier 1	Y	Y	N
GWAS, TWAS, and Fine-mappi	GRIA1	2890	glutamate re	Tier 1	Y	Y	N
GWAS, TWAS, and Fine-mappi	GRIA1	BE0000640	glutamate re	Tier 1	Y	Y	N
GWAS, TWAS, and Fine-mappi	GRIA1	BE0000640	glutamate re	Tier 1	Y	Y	N
GWAS, TWAS, and Fine-mappi	GRIA1	2890	glutamate re	Tier 1	Y	Y	N
GWAS, TWAS, and Fine-mappi	GRIA1	2890	glutamate re	Tier 1	Y	Y	N
GWAS, TWAS, and Fine-mappi	GRIA1	P42261	glutamate re	Tier 1	Y	Y	N
GWAS, TWAS, and Fine-mappi	GRIA1	GLUH1	glutamate re	Tier 1	Y	Y	N
GWAS, TWAS, and Fine-mappi	GRIA1	GLUH1	glutamate re	Tier 1	Y	Y	N
GWAS, TWAS, and Fine-mappi	GRIA1	GLUH1	glutamate re	Tier 1	Y	Y	N
GWAS, TWAS, and Fine-mappi	GRIA1	GLUH1	glutamate re	Tier 1	Y	Y	N
GWAS, TWAS, and Fine-mappi	GRIA1	GLUH1	glutamate re	Tier 1	Y	Y	N
GWAS, TWAS, and Fine-mappi	GRIA1	GLUH1	glutamate re	Tier 1	Y	Y	N
GWAS, TWAS, and Fine-mappi	GRIA1	GLUH1	glutamate re	Tier 1	Y	Y	N
GWAS, TWAS, and Fine-mappi	GRIA1	GLUH1	glutamate re	Tier 1	Y	Y	N
GWAS, TWAS, and Fine-mappi	GRIA1	GLUH1	glutamate re	Tier 1	Y	Y	N
GWAS, TWAS, and Fine-mappi	GRIA1	P42261	glutamate re	Tier 1	Y	Y	N

MAGMA, HMAGMA and PWA: VKORC1	Q9BQB6	vitamin K ep Tier 1	Y	N	N
MAGMA, HMAGMA and PWA: VKORC1	BE0000713	vitamin K ep Tier 1	Y	N	N
MAGMA, HMAGMA and PWA: VKORC1	Q9BQB6	vitamin K ep Tier 1	Y	N	N
MAGMA, HMAGMA and PWA: VKORC1	79001	vitamin K ep Tier 1	Y	N	N
MAGMA, HMAGMA, TWAS an KHK	KHK	ketoheokin: Tier 2	Y	N	N
MAGMA, HMAGMA, TWAS an NEK4	BE0009498	NIMA-relate Tier 2	Y	N	N
GWAS, MAGMA, and Fine-ma RYR2	RYR2	ryanodine re Tier 2	Y	N	N
GWAS, MAGMA, and Fine-ma RYR2	6262	ryanodine re Tier 2	Y	N	N
GWAS, MAGMA, and Fine-ma RYR2	BE0005295	ryanodine re Tier 2	Y	N	N
GWAS, MAGMA, and Fine-ma RYR2	BE0005295	ryanodine re Tier 2	Y	N	N
GWAS, MAGMA, and Fine-ma RYR2	Ryanodine re	ryanodine re Tier 2	Y	N	N
GWAS, MAGMA, and Fine-ma RYR2	6262	ryanodine re Tier 2	Y	N	N
GWAS, MAGMA, and Fine-ma RYR2	RYR2	ryanodine re Tier 2	Y	N	N
GWAS, MAGMA, and Fine-ma RYR2	RYR2	ryanodine re Tier 2	Y	N	N
GWAS, MAGMA, and Fine-ma RYR2	6262	ryanodine re Tier 2	Y	N	N
GWAS, MAGMA, and Fine-ma RYR2	6262	ryanodine re Tier 2	Y	N	N
GWAS, MAGMA, and Fine-ma RYR2	6262	ryanodine re Tier 2	Y	N	N
GWAS, MAGMA, and Fine-ma RYR2	6262	ryanodine re Tier 2	Y	N	N
GWAS, MAGMA, and Fine-ma RYR2	6262	ryanodine re Tier 2	Y	N	N
TWAS	VCP	valosin cont: Tier 2	Y	N	N
GWAS, MAGMA, HMAGMA ar APOE	APOE	apolipoprote Tier 3A	N	Y	N
GWAS, MAGMA, HMAGMA ar APOE	APOE	apolipoprote Tier 3A	N	Y	N
GWAS, MAGMA, HMAGMA ar APOE	APOE	apolipoprote Tier 3A	N	Y	N
GWAS, MAGMA, HMAGMA ar APOE	APOE	apolipoprote Tier 3A	N	Y	N
GWAS, MAGMA, HMAGMA ar APOE	APOE	apolipoprote Tier 3A	N	Y	N
GWAS, MAGMA, HMAGMA ar APOE	APOE	apolipoprote Tier 3A	N	Y	N
GWAS, MAGMA, HMAGMA ar APOE	APOE	apolipoprote Tier 3A	N	Y	N
GWAS, MAGMA, HMAGMA ar APOE	APOE	apolipoprote Tier 3A	N	Y	N
GWAS, MAGMA, HMAGMA ar APOE	APOE	apolipoprote Tier 3A	N	Y	N
GWAS, MAGMA, HMAGMA ar APOE	APOE	apolipoprote Tier 3A	N	Y	N
GWAS, MAGMA, HMAGMA ar APOE	APOE	apolipoprote Tier 3A	N	Y	N
GWAS, MAGMA, HMAGMA ar APOE	APOE	apolipoprote Tier 3A	N	Y	N
GWAS, MAGMA, HMAGMA ar APOE	APOE	apolipoprote Tier 3A	N	Y	N
GWAS, MAGMA, HMAGMA ar APOE	APOE	apolipoprote Tier 3A	N	Y	N
GWAS, MAGMA, HMAGMA ar APOE	APOE	apolipoprote Tier 3A	N	Y	N
GWAS, MAGMA, HMAGMA ar APOE	APOE	apolipoprote Tier 3A	N	Y	N
GWAS, MAGMA, HMAGMA ar APOE	APOE	apolipoprote Tier 3A	N	Y	N
GWAS, MAGMA, HMAGMA ar APOE	BE0001119	apolipoprote Tier 3A	N	Y	N
GWAS, MAGMA, HMAGMA ar APOE	BE0001119	apolipoprote Tier 3A	N	Y	N
GWAS, MAGMA, HMAGMA ar APOE	BE0001119	apolipoprote Tier 3A	N	Y	N
HMAGMA and PWAS	ITIH3	inter-alpha-t Tier 3A	N	Y	N
HMAGMA and PWAS	ITIH3	inter-alpha-t Tier 3A	N	Y	N
HMAGMA and PWAS	ITIH3	inter-alpha-t Tier 3A	N	Y	N
MAGMA, HMAGMA and TWA: ITIH4	BE0009082	inter-alpha-t Tier 3A	N	Y	N
MAGMA, HMAGMA and TWA: ITIH4	BE0009082	inter-alpha-t Tier 3A	N	Y	N
Fine-mapping	KCNG2	potassium vc Tier 3B	Y	N	N
Fine-mapping	KCNG2	potassium vc Tier 3B	Y	N	N
Fine-mapping	KCNG2	potassium vc Tier 3B	Y	N	N

Gene Interaction Database

European Americans				
interaction_claim_sour	molecular_n	drug_claim_name	drug_claim_primary	drug_name
DrugBank	inhibitor	DB15035	Zanubrutinib	ZANUBRUTINIB
DTC		KD-025	KD-025	CHEMBL2005186
GuideToPharmacology	inhibitor	310264693	ACALABRUTINIB	ACALABRUTINIB
ChEMBLInteractions	inhibitor	CHEMBL3545085	XL-228	XL-228
GuideToPharmacology	inhibitor	249565869	CEP-11981	CEP-11981
ChEMBLInteractions	inhibitor	CHEMBL403989	TG100-801	TG100-801
DTC		AZD-1152-HQPA	AZD-1152-HQPA	AZD-1152-HQPA
TALC	inhibitor	NINTEDANIB	NINTEDANIB	NINTEDANIB
GuideToPharmacology	inhibitor	178103494	IBRUTINIB	IBRUTINIB
TdgClinicalTrial		ENMD-2076	ENMD-2076	ENMD-2076
DTC		GNF-PF-2301	GNF-PF-2301	CHEMBL578061
ChEMBLInteractions	inhibitor	CHEMBL52885	ENMD-981693	ENMD-981693
DTC		MLN-8054	MLN-8054	MLN-8054
DTC		LAUROGUADINE	LAUROGUADINE	LAUROGUADINE
DTC		ALISERTIB	ALISERTIB	ALISERTIB
DTC	inhibitor	HESPERADIN	HESPERADIN	HESPERADIN
ChEMBLInteractions	inhibitor	CHEMBL1980297	ILORASERTIB	ILORASERTIB
DTC		ILORASERTIB	ILORASERTIB	ILORASERTIB
DTC		ERLOTINIB	ERLOTINIB	ERLOTINIB
DTC		OSI-632	OSI-632	OSI-632
DTC		CEDIRANIB	CEDIRANIB	CEDIRANIB
DTC		ALSTERPAULLONE	ALSTERPAULLONE	ALSTERPAULLONE
DTC		GO-6976	GO-6976	GO-6976
DTC		ENTRECTINIB	ENTRECTINIB	ENTRECTINIB
DTC		TAMATINIB	TAMATINIB	R-406
DTC		DOVITINIB	DOVITINIB	DOVITINIB
DTC		LINIFANIB	LINIFANIB	LINIFANIB
ChEMBLInteractions	inhibitor	CHEMBL1421	DASATINIB	DASATINIB
DTC		GW441756X	GW441756X	GW441756X
DTC		CYC-116	CYC-116	CYC-116
DTC		TOZASERTIB	TOZASERTIB	TOZASERTIB
DTC		GEFITINIB	GEFITINIB	GEFITINIB
DTC		SORAFENIB	SORAFENIB	SORAFENIB
DTC		RG-1530	RG-1530	RG-1530
DTC		SP-600125	SP-600125	SP-600125
DTC		PF-562271	PF-562271	PF-00562271
DrugBank	inhibitor	DB12010	Fostamatinib	FOSTAMATINIB
DTC		TAE-684	TAE-684	TAE-684
DTC		CENISERTIB	CENISERTIB	CENISERTIB
PharmGKB		sparteine	sparteine	SPARTEINE
FDA		Eliglustat	Eliglustat	ELIGLUSTAT
PharmGKB		desipramine	desipramine	DESIPRAMINE
FDA		Desipramine	Desipramine	DESIPRAMINE

DTC	DESIPRAMINE	DESIPRAMINE	DESIPRAMINE
PharmGKB	eliglustat	eliglustat	ELIGLUSTAT
DTC	TIMOLOL	TIMOLOL	TIMOLOL
PharmGKB	hydrocodone	hydrocodone	HYDROCODONE
PharmGKB	timolol	timolol	TIMOLOL
FDA	Trimipramine	Trimipramine	TRIMIPRAMINE
PharmGKB	trimipramine	trimipramine	TRIMIPRAMINE
DTC	CLEBOPRIDE	CLEBOPRIDE	CLEBOPRIDE
DTC	PIMETHIXENE	PIMETHIXENE	PIMETHIXENE
PharmGKB	tolperisone	tolperisone	TOLPERISONE
DTC	PIPENZOLATE	PIPENZOLATE	PIPENZOLATE
DTC	PENICILLIN V BENZ	PENICILLIN V BENZA	PENICILLIN V BENZ/
DTC	METHAPYRILENE	METHAPYRILENE	METHAPYRILENE
DTC	PRIDINOL	PRIDINOL	PRIDINOL
FDA	Valbenazine	Valbenazine	VALBENAZINE
PharmGKB	valbenazine	valbenazine	VALBENAZINE
DTC	BUCLADESINE	BUCLADESINE	BUCLADESINE
FDA	Tolterodine	Tolterodine	TOLTERODINE
PharmGKB	tolterodine	tolterodine	TOLTERODINE
DTC	TICRYNAFEN	TICRYNAFEN	TICRYNAFEN
PharmGKB	ketorolac	ketorolac	KETOROLAC
PharmGKB	propafenone	propafenone	PROPAFENONE
PharmGKB	palonosetron	palonosetron	PALONOSETRON
FDA	Meclizine	Meclizine	MECLIZINE
DTC	MECLIZINE	MECLIZINE	MECLIZINE
FDA	Tetrabenazine	Tetrabenazine	TETRABENAZINE
NCI	MEXILETINE	MEXILETINE	MEXILETINE
FDA	Galantamine	Galantamine	GALANTAMINE
PharmGKB	galantamine	galantamine	GALANTAMINE
PharmGKB	mexiletine	mexiletine	MEXILETINE
PharmGKB	meclizine	meclizine	MECLIZINE
PharmGKB	tetrabenazine	tetrabenazine	TETRABENAZINE
FDA	Propafenone	Propafenone	PROPAFENONE
FDA	Palonosetron	Palonosetron	PALONOSETRON
FDA	Modafinil	Modafinil	MODAFINIL
DTC	BUFLOMEDIL	BUFLOMEDIL	BUFLOMEDIL
DTC	BENZETHONIUM	BENZETHONIUM	BENZETHONIUM
NCI	MODAFINIL	MODAFINIL	MODAFINIL
FDA	Mirabegron	Mirabegron	MIRABEGRON
PharmGKB	modafinil	modafinil	MODAFINIL
PharmGKB	mirabegron	mirabegron	MIRABEGRON
DTC	ISOXSUPRINE	ISOXSUPRINE	ISOXSUPRINE
DTC	MODAFINIL	MODAFINIL	MODAFINIL
PharmGKB	nebivolol	nebivolol	NEBIVOLOL
DTC	DIMETHISOQUIN	DIMETHISOQUIN	DIMETHISOQUIN
PharmGKB	desvenlafaxine	desvenlafaxine	DESVENLAFAXINE
DTC	PIPERIDOLATE	PIPERIDOLATE	PIPERIDOLATE

FDA	Desvenlafaxine	Desvenlafaxine	DESVENLAFAXINE
DTC	DIMETACRINE	DIMETACRINE	DIMETACRINE
DTC	TRIFLUPERIDOL	TRIFLUPERIDOL	TRIFLUPERIDOL
DTC	ANTAZOLINE	ANTAZOLINE	ANTAZOLINE
PharmGKB	ethylmorphine	ethylmorphine	ETHYLMORPHINE
FDA	Nebivolol	Nebivolol	NEBIVOLOL
DTC	BENZYDAMINE	BENZYDAMINE	BENZYDAMINE
DTC	METHOCARBAMOIM	METHOCARBAMOL	METHOCARBAMOL
PharmGKB	cevimeline	cevimeline	CEVIMELINE
PharmGKB	dapoxetine	dapoxetine	DAPOXETINE
DTC	GLAFENINE	GLAFENINE	GLAFENINE
PharmGKB	hydromorphone	hydromorphone	HYDROMORPHONE
FDA	Cevimeline	Cevimeline	CEVIMELINE
DTC	GUAIFENESIN	GUAIFENESIN	GUAIFENESIN
DTC	TROLEANDOMYCIN	TROLEANDOMYCIN	TROLEANDOMYCIN
FDA	Formoterol	Formoterol	FORMOTEROL
FDA	Protriptyline	Protriptyline	PROTRIPTYLINE
PharmGKB	perhexiline	perhexiline	PERHEXILINE
DTC	PERHEXILINE	PERHEXILINE	PERHEXILINE
PharmGKB	formoterol	formoterol	FORMOTEROL
DTC	PROTRIPTYLINE	PROTRIPTYLINE	PROTRIPTYLINE
DTC	NEOSTIGMINE BRC	NEOSTIGMINE BRON	NEOSTIGMINE BRO
PharmGKB	protriptyline	protriptyline	PROTRIPTYLINE
DTC	IPRONIAZID	IPRONIAZID	IPRONIAZID
FDA	Tamsulosin	Tamsulosin	TAMSULOSIN
PharmGKB	pitolisant	pitolisant	PITOLISANT
DTC	THONZONIUM	THONZONIUM	THONZONIUM
DTC	BENPERIDOL	BENPERIDOL	BENPERIDOL
DTC	MEPIVACAINE	MEPIVACAINE	MEPIVACAINE
FDA	Pitolisant	Pitolisant	PITOLISANT
DTC	CROMOLYN	CROMOLYN	CROMOLYN
PharmGKB	tamsulosin	tamsulosin	TAMSULOSIN
FDA	Brexpiprazole	Brexpiprazole	BREXPIRAZOLE
DTC	DEXTROMETHORP	DEXTROMETHORPH,	DEXTROMETHORPH
PharmGKB	donepezil	donepezil	DONEPEZIL
DTC	CHLOROPYRAMINE	CHLOROPYRAMINE	CHLOROPYRAMINE
DTC	TACRINE	TACRINE	TACRINE
PharmGKB	brexpiprazole	brexpiprazole	BREXPIRAZOLE
PharmGKB	ketoprofen	ketoprofen	KETOPROFEN
FDA	Upadacitinib	Upadacitinib	UPADACITINIB
DTC	DIPHENYLPYRALIN	DIPHENYLPYRALINE	DIPHENYLPYRALINE
PharmGKB	cariprazine	cariprazine	CARIPRAZINE
PharmGKB	zuclopenthixol	zuclopenthixol	ZUCLOPENTHIXOL
DTC	PLICAMYCIN	PLICAMYCIN	PLICAMYCIN
DTC	LINEZOLID	LINEZOLID	LINEZOLID
DTC	BENOXINATE	BENOXINATE	BENOXINATE
FDA	Umeclidinium	Umeclidinium	UMECLIDINIUM

NCI	VORICONAZOLE	VORICONAZOLE	VORICONAZOLE
DTC	CYPROTERONE	CYPROTERONE	CYPROTERONE
DTC	CIPROFLOXACIN	CIPROFLOXACIN	CIPROFLOXACIN
PharmGKB	darifenacin	darifenacin	DARIFENACIN
DTC	AZTREONAM	AZTREONAM	AZTREONAM
DTC	OXYBUTYNIN	OXYBUTYNIN	OXYBUTYNIN
DTC	LEVOBUPIVACAINE	LEVOBUPIVACAINE	LEVOBUPIVACAINE
FDA	Donepezil	Donepezil	DONEPEZIL
FDA	Darifenacin	Darifenacin	DARIFENACIN
DTC	ISOPROPAMIDE	ISOPROPAMIDE	ISOPROPAMIDE
DTC	METARAMINOL	METARAMINOL	METARAMINOL
DTC	SULFADOXINE	SULFADOXINE	SULFADOXINE
PharmGKB	umeclidinium	umeclidinium	UMECLIDINIUM
FDA	Fesoterodine	Fesoterodine	FESOTERODINE
DTC	HALOFANTRINE HYD	HALOFANTRINE HYD	HALOFANTRINE HYD
DTC	SULFAPHENAZOLE	SULFAPHENAZOLE	SULFAPHENAZOLE
PharmGKB	upadacitinib	upadacitinib	UPADACITINIB
DTC	FERROUS SULFATE	FERROUS SULFATE	FERROUS SULFATE
FDA	Cariprazine	Cariprazine	CARIPRAZINE
PharmGKB	tropisetron	tropisetron	TROPISETRON
PharmGKB	fesoterodine	fesoterodine	FESOTERODINE
DTC	NALBUPHINE	NALBUPHINE	NALBUPHINE
DTC	AMPHOTERICIN B	AMPHOTERICIN B	AMPHOTERICIN B
PharmGKB	ciprofloxacin	ciprofloxacin	CIPROFLOXACIN
DTC	FLUNISOLIDE	FLUNISOLIDE	FLUNISOLIDE
DTC	BERGAPTEN	BERGAPTEN	BERGAPTEN
DTC	ALVERINE CITRATE	ALVERINE CITRATE	ALVERINE CITRATE
DTC	SELEGILINE	SELEGILINE	SELEGILINE
DTC	AZITHROMYCIN	AZITHROMYCIN	AZITHROMYCIN
DTC	KETOTIFEN	KETOTIFEN	KETOTIFEN
DTC	DOMPERIDONE	DOMPERIDONE	DOMPERIDONE
PharmGKB	thioridazine	thioridazine	THIORIDAZINE
DTC	PHENYLBUTAZONE	PHENYLBUTAZONE	PHENYLBUTAZONE
DTC	BECLOMETHASONE	BECLOMETHASONE	BECLOMETHASONE
DTC	SOTALOL	SOTALOL	SOTALOL
DTC	NIACIN	NIACIN	NIACIN
DTC	NITROFURANTOIN	NITROFURANTOIN	NITROFURANTOIN
DTC	REMOXIPRIDE	REMOXIPRIDE	REMOXIPRIDE
DTC	MEFENAMIC ACID	MEFENAMIC ACID	MEFENAMIC ACID
DTC	INDINAVIR	INDINAVIR	INDINAVIR
DTC	DIPHENHYDRAMIN	DIPHENHYDRAMINE	DIPHENHYDRAMIN
FDA	Lofexidine	Lofexidine	LOFEXIDINE
PharmGKB	vernakalant	vernakalant	VERNAKALANT
PharmGKB	acetaminophen	acetaminophen	ACETAMINOPHEN
DTC	CLEMASTINE	CLEMASTINE	CLEMASTINE
PharmGKB	lofexidine	lofexidine	LOFEXIDINE
DTC	ECADOTRIL	ECADOTRIL	ECADOTRIL

DTC	SULPIRIDE	SULPIRIDE	SULPIRIDE
PharmGKB	terbinafine	terbinafine	TERBINAFINE
DTC	HYDROXYZINE	HYDROXYZINE	HYDROXYZINE
DTC	TORSEMIDE	TORSEMIDE	TORSEMIDE
PharmGKB	pimozide	pimozide	PIMOZIDE
PharmGKB	amphetamine	amphetamine	AMPHETAMINE
DTC	NAPHAZOLINE	NAPHAZOLINE	NAPHAZOLINE
PharmGKB	perphenazine	perphenazine	PERPHENAZINE
PharmGKB	oxymorphone	oxymorphone	OXYMORPHONE
DTC	RAUWOLFIA SERPE	RAUWOLFIA SERPEN	RAUWOLFIA SERPE
PharmGKB	eletriptan	eletriptan	ELETRIPTAN
DTC	METYROSINE	METYROSINE	METYROSINE
DTC	RILMENIDINE	RILMENIDINE	RILMENIDINE
DTC	PYRAZINAMIDE	PYRAZINAMIDE	PYRAZINAMIDE
FDA	Thioridazine	Thioridazine	THIORIDAZINE
DTC	PROPRANOLOL	PROPRANOLOL	PROPRANOLOL
DTC	DANTROLENE	DANTROLENE	DANTROLENE
DTC	LEUCINE	LEUCINE	LEUCINE
DTC	KETANSERIN TARTI	KETANSERIN TARTR/	KETANSERIN TARTF
PharmGKB	vortioxetine	vortioxetine	VORTIOXETINE
DTC	TRIMETHOPRIM	TRIMETHOPRIM	TRIMETHOPRIM
DTC	NATEGLINIDE	NATEGLINIDE	NATEGLINIDE
DTC	PERPHENAZINE	PERPHENAZINE	PERPHENAZINE
DTC	CLOMETHIAZOLE	CLOMETHIAZOLE	CLOMETHIAZOLE
DTC	PROPANTHELIN	PROPANTHELIN	PROPANTHELIN
FDA	Pimozide	Pimozide	PIMOZIDE
DTC	FIPEXIDE	FIPEXIDE	FIPEXIDE
PharmGKB	flibanserin	flibanserin	FLIBANSERIN
FDA	Flibanserin	Flibanserin	FLIBANSERIN
DTC	CHLORPROPAMIDE	CHLORPROPAMIDE	CHLORPROPAMIDE
DTC	FLUCONAZOLE	FLUCONAZOLE	FLUCONAZOLE
NCI	HYDROXYCHLORO	(HYDROXYCHLOROQ)	HYDROXYCHLOROC
DTC	IPRATROPIUM	IPRATROPIUM	IPRATROPIUM
DTC	MIDODRINE	MIDODRINE	MIDODRINE
PharmGKB	iloperidone	iloperidone	ILOPERIDONE
DTC	ACETAMINOPHEN	ACETAMINOPHEN	ACETAMINOPHEN
PharmGKB	chlorpheniramine	chlorpheniramine	CHLORPHENIRAMII
DTC	MITOMYCIN	MITOMYCIN	MITOMYCIN
FDA	Atomoxetine	Atomoxetine	ATOMOXETINE
DTC	DOFETILIDE	DOFETILIDE	DOFETILIDE
DTC	ATOMOXETINE	ATOMOXETINE	ATOMOXETINE
DTC	OXETHAZAINE	OXETHAZAINE	OXETHAZAINE
NCI	AMPHETAMINE	AMPHETAMINE	AMPHETAMINE
DTC	LEUPROLIDE	LEUPROLIDE	LEUPROLIDE
FDA	Iloperidone	Iloperidone	ILOPERIDONE
DTC	ENOXOLONE	ENOXOLONE	ENOXOLONE
FDA	Vortioxetine	Vortioxetine	VORTIOXETINE

DTC		FLAVOXATE	FLAVOXATE	FLAVOXATE
DTC		MESTRANOL	MESTRANOL	MESTRANOL
DTC		OFLOXACIN	OFLOXACIN	OFLOXACIN
DTC		BROMPERIDOL	BROMPERIDOL	BROMPERIDOL
DTC		DAPSONE	DAPSONE	DAPSONE
DTC		IOBENGUANE	IOBENGUANE	IOBENGUANE
DTC		DILTIAZEM	DILTIAZEM	DILTIAZEM
DTC		NAPROXEN	NAPROXEN	NAPROXEN
DTC		ROPINIROLE	ROPINIROLE	ROPINIROLE
DTC		CARMUSTINE	CARMUSTINE	CARMUSTINE
FDA		Perphenazine	Perphenazine	PERPHENAZINE
DTC		OXATOMIDE	OXATOMIDE	OXATOMIDE
DTC		NILUTAMIDE	NILUTAMIDE	NILUTAMIDE
DTC		FELBAMATE	FELBAMATE	FELBAMATE
DTC		PYRIDOSTIGMINE	PYRIDOSTIGMINE	PYRIDOSTIGMINE
DTC		MECAMYLAMINE	MECAMYLAMINE	MECAMYLAMINE
PharmGKB		mianserin	mianserin	MIANSERIN
DTC		LIDOFLAZINE	LIDOFLAZINE	LIDOFLAZINE
FDA		Amphetamine	Amphetamine	AMPHETAMINE
FDA		Propranolol	Propranolol	PROPRANOLOL
DTC		PIROXICAM	PIROXICAM	PIROXICAM
DTC		CEFOPERAZONE	CEFOPERAZONE	CEFOPERAZONE
DTC		PIMOZIDE	PIMOZIDE	PIMOZIDE
DTC		LIOTHYRONINE	LIOTHYRONINE	LIOTHYRONINE
DTC		RANITIDINE	RANITIDINE	RANITIDINE
DTC		METHOXSALEN	METHOXSALEN	METHOXSALEN
PharmGKB		quetiapine	quetiapine	QUETIAPINE
DTC		VALPROIC ACID	VALPROIC ACID	VALPROIC ACID
DTC		ERYTHROMYCIN	ERYTHROMYCIN	ERYTHROMYCIN
DTC		DIAZOXIDE	DIAZOXIDE	DIAZOXIDE
DTC		LOVASTATIN	LOVASTATIN	LOVASTATIN
DTC		ETHINYL ESTRADIOL	ETHINYL ESTRADIOL	ETHINYL ESTRADIOL
FDA		Codeine	Codeine	CODEINE
DTC		PHENOXYBENZAMINE	PHENOXYBENZAMINE	PHENOXYBENZAMINE
FDA		Fluvoxamine	Fluvoxamine	FLUVOXAMINE
DrugBank	inhibitor	DB11994	Diacerein	DIACEREIN
DTC		PIRIBEDIL	PIRIBEDIL	PIRIBEDIL
PharmGKB		granisetron	granisetron	GRANISETRON
DTC		ALLOPURINOL	ALLOPURINOL	ALLOPURINOL
DTC		RALOXIFENE	RALOXIFENE	RALOXIFENE
DTC		OXYMETAZOLINE	OXYMETAZOLINE	OXYMETAZOLINE
DTC		CYCLOBENZAPRINE	CYCLOBENZAPRINE	CYCLOBENZAPRINE
DTC		BUDESONIDE	BUDESONIDE	BUDESONIDE
NCI		TACROLIMUS	TACROLIMUS	TACROLIMUS
FDA		Dextromethorphan	Dextromethorphan	DEXTROMETHORPHAN
DTC		DIDANOSINE	DIDANOSINE	DIDANOSINE
DTC		PHENOBARBITAL	PHENOBARBITAL	PHENOBARBITAL

DTC	AMSACRINE	AMSACRINE	AMSACRINE
DTC	CIMETIDINE	CIMETIDINE	CIMETIDINE
DTC	CLOFAZIMINE	CLOFAZIMINE	CLOFAZIMINE
DTC	MAPROTILINE HYD	MAPROTILINE HYDR	MAPROTILINE HYDI
DTC	SULINDAC	SULINDAC	SULINDAC
PharmGKB	phenytoin	phenytoin	PHENYTOIN
PharmGKB	morphine	morphine	MORPHINE
DTC	COLCHICINE	COLCHICINE	COLCHICINE
DTC	PYRILAMINE	PYRILAMINE	PYRILAMINE
PharmGKB	tiotropium	tiotropium	TIOTROPIUM
DTC	DYCLONINE	DYCLONINE	DYCLONINE
DTC	CLOFIBRATE	CLOFIBRATE	CLOFIBRATE
DTC	LORATADINE	LORATADINE	LORATADINE
DTC	MONTELUKAST	MONTELUKAST	MONTELUKAST
DTC	DROPERIDOL	DROPERIDOL	DROPERIDOL
DTC	PROMAZINE	PROMAZINE	PROMAZINE
TTD	Glutethimide	Glutethimide	GLUTETHIMIDE
FDA	Amitriptyline	Amitriptyline	AMITRIPTYLINE
DTC	CLOMIPRAMINE	CLOMIPRAMINE	CLOMIPRAMINE
DTC	TAMOXIFEN CITRA	TAMOXIFEN CITRAT	TAMOXIFEN CITRAT
DTC	CLONIDINE	CLONIDINE	CLONIDINE
DTC	CLARITHROMYCIN	CLARITHROMYCIN	CLARITHROMYCIN
DTC	FLUOXETINE	FLUOXETINE	FLUOXETINE
FDA	Nefazodone	Nefazodone	NEFAZODONE
DTC	DICYCLOMINE	DICYCLOMINE	DICYCLOMINE
PharmGKB	fentanyl	fentanyl	FENTANYL
DTC	PREDNISON	PREDNISON	PREDNISON
DTC	GLYCINE	GLYCINE	GLYCINE
DTC	AMITRIPTYLINE	AMITRIPTYLINE	AMITRIPTYLINE
DTC	PROCHLORPERAZI	PROCHLORPERAZINE	PROCHLORPERAZIN
DTC	SULFASALAZINE	SULFASALAZINE	SULFASALAZINE
DTC	AMOXICILLIN	AMOXICILLIN	AMOXICILLIN
PharmGKB	paliperidone	paliperidone	PALIPERIDONE
DTC	ZAFIRLUKAST	ZAFIRLUKAST	ZAFIRLUKAST
DTC	STAVUDINE	STAVUDINE	STAVUDINE
PharmGKB	sertindole	sertindole	SERTINDOLE
DTC	DIETHYLSTILBESTR	DIETHYLSTILBESTRO	DIETHYLSTILBESTRO
FDA	Nortriptyline	Nortriptyline	NORTRIPTYLINE
DTC	ASTEMIZOLE	ASTEMIZOLE	ASTEMIZOLE
DTC	CEFTRIAZONE	CEFTRIAZONE	CEFTRIAZONE
PharmGKB	rucaparib	rucaparib	RUCAPARIB
DTC	CHLOROQUINE	CHLOROQUINE	CHLOROQUINE
DTC	GUANFACINE	GUANFACINE	GUANFACINE
DTC	MAPROTILINE	MAPROTILINE	MAPROTILINE
DTC	PHENELZINE	PHENELZINE	PHENELZINE
NCI	ALBUMIN	ALBUMIN	ALBUMIN HUMAN
PharmGKB	chlorpromazine	chlorpromazine	CHLORPROMAZINE

FDA	Metoprolol	Metoprolol	METOPROLOL
DTC	AZATHIOPRINE	AZATHIOPRINE	AZATHIOPRINE
DTC	PROPYLTHIOURACIL	PROPYLTHIOURACIL	PROPYLTHIOURACIL
DTC	CILOSTAZOL	CILOSTAZOL	CILOSTAZOL
DTC	CHLORPROMAZINE	CHLORPROMAZINE	CHLORPROMAZINE
DTC	CYPROHEPTADINE	CYPROHEPTADINE	CYPROHEPTADINE
FDA	Metoclopramide	Metoclopramide	METOCLOPRAMIDE
DTC	PAPAVERINE	PAPAVERINE	PAPAVERINE
PharmGKB	levomepromazine	levomepromazine	LEVOMEPRAMAZIN
PharmGKB	amoxapine	amoxapine	AMOXAPINE
PharmGKB	amiodarone	amiodarone	AMIODARONE
DTC	LOPERAMIDE	LOPERAMIDE	LOPERAMIDE
DTC	DICLOFENAC	DICLOFENAC	DICLOFENAC
DTC	MINOCYCLINE	MINOCYCLINE	MINOCYCLINE
DTC	PHENTOLAMINE ME	PHENTOLAMINE ME	PHENTOLAMINE M
DTC	NEVIRAPINE	NEVIRAPINE	NEVIRAPINE
DTC	TRIFLUPROMAZINE	TRIFLUPROMAZINE	TRIFLUPROMAZINE
DTC	ALPROSTADIL	ALPROSTADIL	ALPROSTADIL
DTC	CAFFEINE	CAFFEINE	CAFFEINE
NCI	ACTH	ACTH	CORTICOTROPIN
PharmGKB	ritonavir	ritonavir	RITONAVIR
FDA	Imipramine	Imipramine	IMIPRAMINE
DTC	HYDRALAZINE	HYDRALAZINE	HYDRALAZINE
DTC	MICONAZOLE	MICONAZOLE	MICONAZOLE
DTC	KETOCONAZOLE	KETOCONAZOLE	KETOCONAZOLE
DTC	GENTAMICIN	GENTAMICIN	GENTAMICIN
DTC	TERAZOSIN	TERAZOSIN	TERAZOSIN
DTC	TETRACYCLINE	TETRACYCLINE	TETRACYCLINE
PharmGKB	disopyramide	disopyramide	DISOPYRAMIDE
DTC	MERCAPTOPURINE	MERCAPTOPURINE	MERCAPTOPURINE
DTC	PHENTOLAMINE	PHENTOLAMINE	PHENTOLAMINE
PharmGKB	yohimbine	yohimbine	YOHIMBINE
DTC	NISOLDIPINE	NISOLDIPINE	NISOLDIPINE
DTC	ACEPROMAZINE	ACEPROMAZINE	ACEPROMAZINE
DTC	ZIDOVUDINE	ZIDOVUDINE	ZIDOVUDINE
DTC	DEQUALINIUM	DEQUALINIUM	DEQUALINIUM
DTC	FLOXURIDINE	FLOXURIDINE	FLOXURIDINE
DTC	LABETALOL	LABETALOL	LABETALOL
DTC	FINASTERIDE	FINASTERIDE	FINASTERIDE
PharmGKB	nicotine	nicotine	NICOTINE
PharmGKB	bepidil	bepidil	BEPRIDIL
DTC	TICLOPIDINE	TICLOPIDINE	TICLOPIDINE
DTC	IMIPRAMINE	IMIPRAMINE	IMIPRAMINE
PharmGKB	clonidine	clonidine	CLONIDINE
FDA	Venlafaxine	Venlafaxine	VENLAFAXINE
DTC	CHLORHEXIDINE	CHLORHEXIDINE	CHLORHEXIDINE
DTC	CLEMIZOLE	CLEMIZOLE	CLEMIZOLE

DTC	IBUDILAST	IBUDILAST	IBUDILAST
DTC	PHENYTOIN	PHENYTOIN	PHENYTOIN
FDA	Rucaparib	Rucaparib	RUCAPARIB
DTC	BUSULFAN	BUSULFAN	BUSULFAN
DTC	NORTRIPTYLINE	NORTRIPTYLINE	NORTRIPTYLINE
PharmGKB	quinine	quinine	QUININE
PharmGKB	quinidine	quinidine	QUINIDINE
DTC	PIRENZEPINE	PIRENZEPINE	PIRENZEPINE
PharmGKB	ranolazine	ranolazine	RANOLAZINE
DTC	TESTOSTERONE	TESTOSTERONE	TESTOSTERONE
PharmGKB	esomeprazole	esomeprazole	ESOMEPRAZOLE
DTC	AMIODARONE	AMIODARONE	AMIODARONE
PharmGKB	lovastatin	lovastatin	LOVASTATIN
DTC	METHANTHELIN	METHANTHELIN	METHANTHELIN
DTC	DIGOXIN	DIGOXIN	DIGOXIN
PharmGKB	promethazine	promethazine	PROMETHAZINE
DTC	OMEPRAZOLE	OMEPRAZOLE	OMEPRAZOLE
PharmGKB	nefazodone	nefazodone	NEFAZODONE
FDA	Ondansetron	Ondansetron	ONDANSETRON
PharmGKB	fluphenazine	fluphenazine	FLUPHENAZINE
DTC	RIFAMPICIN	RIFAMPICIN	RIFAMPIN
FDA	Fluoxetine	Fluoxetine	FLUOXETINE
DTC	ETIDRONIC ACID	ETIDRONIC ACID	ETIDRONIC ACID
PharmGKB	nevirapine	nevirapine	NEVIRAPINE
DTC	DACARBAZINE	DACARBAZINE	DACARBAZINE
DTC	TRIAMCINOLONE	TRIAMCINOLONE	TRIAMCINOLONE
DTC	AMOXAPINE	AMOXAPINE	AMOXAPINE
DTC	TROGLITAZONE	TROGLITAZONE	TROGLITAZONE
DTC	ESTRADIOL	ESTRADIOL	ESTRADIOL
FDA	Clomipramine	Clomipramine	CLOMIPRAMINE
DTC	DACTINOMYCIN	DACTINOMYCIN	DACTINOMYCIN
DTC	NIMESULIDE	NIMESULIDE	NIMESULIDE
DTC	DANAZOL	DANAZOL	DANAZOL
DTC	DEXTROMETHORPH	DEXTROMETHORPH	DEXTROMETHORPH
DTC	FLUPHENAZINE	FLUPHENAZINE	FLUPHENAZINE
FDA	Quinidine	Quinidine	QUINIDINE
DTC	XYLOMETAZOLINE	XYLOMETAZOLINE	XYLOMETAZOLINE
DTC	FLUPIRTINE	FLUPIRTINE	FLUPIRTINE
DTC	MINOXIDIL	MINOXIDIL	MINOXIDIL
FDA	Paliperidone	Paliperidone	PALIPERIDONE
FDA	Amoxapine	Amoxapine	AMOXAPINE
PharmGKB	colchicine	colchicine	COLCHICINE
PharmGKB	ethanol	ethanol	ALCOHOL
DTC	DOXORUBICIN	DOXORUBICIN	DOXORUBICIN
DTC	DIPYRIDAMOLE	DIPYRIDAMOLE	DIPYRIDAMOLE
FDA	Paroxetine	Paroxetine	PAROXETINE
DTC	CLOTRIMAZOLE	CLOTRIMAZOLE	CLOTRIMAZOLE

PharmGKB		bromazepam	bromazepam	BROMAZEPAM
FDA		Carvedilol	Carvedilol	CARVEDILOL
DTC		HALOPERIDOL	HALOPERIDOL	HALOPERIDOL
FDA		Gefitinib	Gefitinib	GEFITINIB
FDA		Doxepin	Doxepin	DOXEPIN
FDA		Duloxetine	Duloxetine	DULOXETINE
DTC		INDOMETHACIN	INDOMETHACIN	INDOMETHACIN
DTC		DEXAMETHASONE	DEXAMETHASONE	DEXAMETHASONE
DTC		NICLOSAMIDE	NICLOSAMIDE	NICLOSAMIDE
DrugBank	inhibitor,sub	DB14011	Nabiximols	NABIXIMOLS
DTC		FASUDIL	FASUDIL	FASUDIL
PharmGKB		ibrutinib	ibrutinib	IBRUTINIB
DTC		METHYLDOPA	METHYLDOPA	METHYLDOPA
DTC		DALFAMPRIDINE	DALFAMPRIDINE	DALFAMPRIDINE
FDA		Aripiprazole	Aripiprazole	ARIPIRAZOLE
DTC		LANSOPRAZOLE	LANSOPRAZOLE	LANSOPRAZOLE
DTC		MIRTAZAPINE	MIRTAZAPINE	MIRTAZAPINE
DTC		PSEUDOEPHEDRIN	PSEUDOEPHEDRINE	PSEUDOEPHEDRINE
DTC		IBUPROFEN	IBUPROFEN	IBUPROFEN
DTC		ETOPOSIDE	ETOPOSIDE	ETOPOSIDE
DTC		APOMORPHINE	APOMORPHINE	APOMORPHINE
PharmGKB		dronedarone	dronedarone	DRONEDARONE
PharmGKB		atorvastatin	atorvastatin	ATORVASTATIN
FDA		Citalopram	Citalopram	CITALOPRAM
NCI		METHYLPHENIDAT	METHYLPHENIDATE	METHYLPHENIDATE
FDA		Tamoxifen	Tamoxifen	TAMOXIFEN
NCI		STREPTOZOTOCIN	STREPTOZOTOCIN	STREPTOZOCIN
DTC		FLUSPIRILENE	FLUSPIRILENE	FLUSPIRILENE
DTC		CYTARABINE	CYTARABINE	CYTARABINE
DTC		TRIFLUOPERAZINE	TRIFLUOPERAZINE	TRIFLUOPERAZINE
DTC		RISPERIDONE	RISPERIDONE	RISPERIDONE
DTC		METHOTREXATE	METHOTREXATE	METHOTREXATE
DTC		ASPIRIN	ASPIRIN	ASPIRIN
PharmGKB		fluvastatin	fluvastatin	FLUVASTATIN
DTC		PROGESTERONE	PROGESTERONE	PROGESTERONE
NCI		ERLOTINIB	ERLOTINIB	ERLOTINIB
DTC		GLYBURIDE	GLYBURIDE	GLYBURIDE
DTC		CYCLOPHOSPHAM	CYCLOPHOSPHAMID	CYCLOPHOSPHAMID
DTC		CARBAMAZEPINE	CARBAMAZEPINE	CARBAMAZEPINE
DTC		SIMVASTATIN	SIMVASTATIN	SIMVASTATIN
FDA		Risperidone	Risperidone	RISPERIDONE
DTC		CYCLOSPORINE	CYCLOSPORINE	CYCLOSPORINE
DTC		CLOPIDOGREL	CLOPIDOGREL	CLOPIDOGREL
DTC		NIFEDIPINE	NIFEDIPINE	NIFEDIPINE
FDA		Tramadol	Tramadol	TRAMADOL
FDA		Clozapine	Clozapine	CLOZAPINE
PharmGKB		aspirin	aspirin	ASPIRIN

DrugBank	inhibitor	DB09061	Cannabidiol	CANNABIDIOL
DTC		LAMOTRIGINE	LAMOTRIGINE	LAMOTRIGINE
DTC		MIBEFRADIL	MIBEFRADIL	MIBEFRADIL
DTC		MENADIONE	MENADIONE	MENADIONE
FDA		Escitalopram	Escitalopram	ESCITALOPRAM
TEND		CILASTATIN	CILASTATIN	CILASTATIN
TdgClinicalTrial		CILASTATIN	CILASTATIN	CILASTATIN
TTD		Cilastatin	Cilastatin	CILASTATIN
DrugBank	inhibitor	DB01597	Cilastatin	CILASTATIN
ChEMBLInteractions	inhibitor	CHEMBL1201057	CILASTATIN SODIUM	CILASTATIN SODIUM
NCI		DEXAMETHASONE	DEXAMETHASONE	DEXAMETHASONE
NCI		IL-2	IL-2	ALDESLEUKIN
TdgClinicalTrial		DASATINIB	DASATINIB	DASATINIB
TEND		DASATINIB	DASATINIB	DASATINIB
TTD		Dasatinib	Dasatinib	DASATINIB
ChEMBLInteractions	inhibitor	CHEMBL1421	DASATINIB	DASATINIB
DrugBank	multitarget	DB01254	Dasatinib	DASATINIB
GuideToPharmacology	inhibitor	310264693	ACALABRUTINIB	ACALABRUTINIB
TALC	inhibitor	NINTEDANIB	NINTEDANIB	NINTEDANIB
GuideToPharmacology	inhibitor	178103494	IBRUTINIB	IBRUTINIB
GuideToPharmacology	inhibitor	178102336	BOSUTINIB	BOSUTINIB
DTC		VANDETANIB	VANDETANIB	VANDETANIB
DTC		CEDIRANIB	CEDIRANIB	CEDIRANIB
DTC		PAZOPANIB	PAZOPANIB	PAZOPANIB
DTC		ENTRECTINIB	ENTRECTINIB	ENTRECTINIB
DrugBank	inhibitor	DB12010	Fostamatinib	FOSTAMATINIB
TTD		E-2007	E-2007	PERAMPANEL
DrugBank	antagonist	DB08883	Perampanel	PERAMPANEL
ChEMBLInteractions	antagonist	CHEMBL1214124	PERAMPANEL	PERAMPANEL
TdgClinicalTrial		PERAMPANEL	PERAMPANEL	PERAMPANEL
DrugBank		DB04982	Talampanel	TALAMPANEL
TdgClinicalTrial		TALAMPANEL	TALAMPANEL	TALAMPANEL
DTC		PIRACETAM	PIRACETAM	PIRACETAM
GuideToPharmacology	allosteric modulator	178101105	PIRACETAM	PIRACETAM
DrugBank	modulator	DB09289	Tianeptine	TIANEPTINE
DrugBank		DB06247	CX516	CX516
GuideToPharmacology	allosteric modulator	178100985	CX516	CX516
GuideToPharmacology	antagonist	178101062	TEZAMPANEL	TEZAMPANEL
TdgClinicalTrial		TEZAMPANEL	TEZAMPANEL	TEZAMPANEL
ChEMBLInteractions	antagonist	CHEMBL14935	TEZAMPANEL	TEZAMPANEL
ChEMBLInteractions	antagonist	CHEMBL119625	ZONAMPANEL	ZONAMPANEL
ChEMBLInteractions	positive modulator	CHEMBL1277001	MIBAMPATOR	MIBAMPATOR
ChEMBLInteractions	antagonist	CHEMBL3545042	Selurampanel	SELURAMPANEL
ChEMBLInteractions	positive modulator	CHEMBL3707401	MK-8777	MK-8777
ChEMBLInteractions	antagonist	CHEMBL2107735	BECAMPANEL	BECAMPANEL
ChEMBLInteractions	positive modulator	CHEMBL3707379	PF-04958242	PF-04958242
TdgClinicalTrial		BGG-492	BGG-492	SELURAMPANEL

ChEMBLInteractions	positive modulator	CHEMBL3707399	CX1739	CX1739
ChEMBLInteractions	positive modulator	CHEMBL1276138	FARAMPATOR	FARAMPATOR
TdgClinicalTrial		DESFLURANE	DESFLURANE	DESFLURANE
TEND		DESFLURANE	DESFLURANE	DESFLURANE
DrugBank	antagonist	DB01189	Desflurane	DESFLURANE
ChEMBLInteractions	antagonist	CHEMBL2103869	DASOLAMPANEL	DASOLAMPANEL
TdgClinicalTrial		SEVOFLURANE	SEVOFLURANE	SEVOFLURANE
DrugBank	antagonist	DB01236	Sevoflurane	SEVOFLURANE
TEND		SEVOFLURANE	SEVOFLURANE	SEVOFLURANE
DrugBank	antagonist	DB00237	Butabarbital	BUTABARBITAL
TEND		ISOFLURANE	ISOFLURANE	ISOFLURANE
DrugBank	antagonist	DB00753	Isoflurane	ISOFLURANE
TdgClinicalTrial		ISOFLURANE	ISOFLURANE	ISOFLURANE
DrugBank	antagonist	DB01028	Methoxyflurane	METHOXYFLURANE
NCI		SALINE	SALINE	SODIUM CHLORIDE
PharmGKB		asparaginase	asparaginase	ASPARAGINASE
TTD		NBQX	NBQX	NBQX
GuideToPharmacology	antagonist	178101081	NBQX	NBQX
GuideToPharmacology	allosteric modulator	178100955	ANIRACETAM	ANIRACETAM
GuideToPharmacology	allosteric modulator	178100987	CYCLOTHIAZIDE	CYCLOTHIAZIDE
DrugBank		DB00142	Glutamic acid	GLUTAMIC ACID
TdgClinicalTrial		ENFLURANE	ENFLURANE	ENFLURANE
TEND		ENFLURANE	ENFLURANE	ENFLURANE
DrugBank	inhibitor	DB00555	Lamotrigine	LAMOTRIGINE
ChEMBLInteractions	antagonist	CHEMBL29741	IRAMPANEL	IRAMPANEL
NCI		HALOPERIDOL	HALOPERIDOL	HALOPERIDOL
TEND		PHENOBARBITAL	PHENOBARBITAL	PHENOBARBITAL
TdgClinicalTrial		PHENOBARBITAL	PHENOBARBITAL	PHENOBARBITAL
PharmGKB		haloperidol	haloperidol	HALOPERIDOL
ChEMBLInteractions	antagonist	CHEMBL220492	TOPIRAMATE	TOPIRAMATE
DrugBank		DB00898	Ethanol	ALCOHOL
TTD		E-2007	E-2007	PERAMPANEL
DrugBank	antagonist	DB08883	Perampanel	PERAMPANEL
ChEMBLInteractions	antagonist	CHEMBL1214124	PERAMPANEL	PERAMPANEL
TdgClinicalTrial		PERAMPANEL	PERAMPANEL	PERAMPANEL
DTC		PIRACETAM	PIRACETAM	PIRACETAM
GuideToPharmacology	allosteric modulator	178101105	PIRACETAM	PIRACETAM
DrugBank	modulator	DB09289	Tianeptine	TIANEPTINE
TdgClinicalTrial		DESFLURANE	DESFLURANE	DESFLURANE
TEND		DESFLURANE	DESFLURANE	DESFLURANE
DrugBank	antagonist	DB01189	Desflurane	DESFLURANE
TdgClinicalTrial		SEVOFLURANE	SEVOFLURANE	SEVOFLURANE
DrugBank	antagonist	DB01236	Sevoflurane	SEVOFLURANE
TEND		SEVOFLURANE	SEVOFLURANE	SEVOFLURANE
TEND		ISOFLURANE	ISOFLURANE	ISOFLURANE
DrugBank	antagonist	DB00753	Isoflurane	ISOFLURANE
TdgClinicalTrial		ISOFLURANE	ISOFLURANE	ISOFLURANE

DrugBank	antagonist	DB01028	Methoxyflurane	METHOXYFLURANE
NCI		SALINE	SALINE	SODIUM CHLORIDE
PharmGKB		asparaginase	asparaginase	ASPARAGINASE
GuideToPharmacology	allosteric mc	178100955	ANIRACETAM	ANIRACETAM
GuideToPharmacology	allosteric mc	178100987	CYCLOTHIAZIDE	CYCLOTHIAZIDE
DrugBank		DB00142	Glutamic acid	GLUTAMIC ACID
TdgClinicalTrial		ENFLURANE	ENFLURANE	ENFLURANE
TEND		ENFLURANE	ENFLURANE	ENFLURANE
DrugBank	inhibitor	DB00555	Lamotrigine	LAMOTRIGINE
NCI		HALOPERIDOL	HALOPERIDOL	HALOPERIDOL
TEND		PHENOBARBITAL	PHENOBARBITAL	PHENOBARBITAL
TdgClinicalTrial		PHENOBARBITAL	PHENOBARBITAL	PHENOBARBITAL
PharmGKB		haloperidol	haloperidol	HALOPERIDOL
ChEMBLInteractions	antagonist	CHEMBL220492	TOPIRAMATE	TOPIRAMATE
DrugBank		DB00898	Ethanol	ALCOHOL
PharmGKB	inhibitor	metoprolol	metoprolol	METOPROLOL
GuideToPharmacology	inhibitor	249565822	BALANOL	BALANOL
PharmGKB	antagonist	atenolol	atenolol	ATENOLOL
PharmGKB	inhibitor	verapamil	verapamil	VERAPAMIL
PharmGKB		metoprolol	metoprolol	METOPROLOL
PharmGKB		atenolol	atenolol	ATENOLOL
PharmGKB		verapamil	verapamil	VERAPAMIL
TTD		Amodiaquine	Amodiaquine	AMODIAQUINE
DrugBank	inhibitor	DB00613	Amodiaquine	AMODIAQUINE
DTC		DABIGATRAN	DABIGATRAN	DABIGATRAN
TTD		Diphenhydramine	Diphenhydramine	DIPHENHYDRAMIN
PharmGKB		aspirin	aspirin	ASPIRIN
DrugBank	inhibitor	DB00561	Doxapram	DOXAPRAM
ChEMBLInteractions	blocker	CHEMBL1200876	DOXAPRAM HYDROCHLORIDE	DOXAPRAM HYDROCHLORIDE
PharmGKB		candesartan	candesartan	CANDESARTAN
GuideToPharmacology	activator	135650346	HALOTHANE	HALOTHANE
DrugBank	binder	DB01159	Halothane	HALOTHANE
ChEMBLInteractions		CHEMBL931	HALOTHANE	HALOTHANE
GuideToPharmacology	blocker	135651438	ANANDAMIDE	ANANDAMIDE
ChEMBLInteractions		CHEMBL1200733	DESFLURANE	DESFLURANE
ChEMBLInteractions		CHEMBL1257	ENFLURANE	ENFLURANE
ChEMBLInteractions		CHEMBL1200694	SEVOFLURANE	SEVOFLURANE
ChEMBLInteractions		CHEMBL1256	ISOFLURANE	ISOFLURANE
DTC		SB-242235	SB-242235	SB-242235
GuideToPharmacology	inhibitor	249565859	PF-03715455	PF-03715455
GuideToPharmacology	inhibitor	363894211	PEXMETINIB	PEXMETINIB
DTC		AZD-1080	AZD-1080	AZD-1080
DTC		TAK-715	TAK-715	TAK-715
DTC		SB-203580	SB-203580	SB-203580
DTC		SB-220025	SB-220025	SB-220025
DTC		BAY-613606	BAY-613606	CHEMBL541400
DTC		SNS-314	SNS-314	SNS-314

DTC		PD-0166285	PD-0166285	PD-0166285
DTC		ERLOTINIB	ERLOTINIB	ERLOTINIB
DTC		CEDIRANIB	CEDIRANIB	CEDIRANIB
DTC		OSI-632	OSI-632	OSI-632
DTC		681640	681640	CHEMBL379975
DTC		ALSTERPAULLONE	ALSTERPAULLONE	ALSTERPAULLONE
DTC		TOZASERTIB	TOZASERTIB	TOZASERTIB
DTC		LINIFANIB	LINIFANIB	LINIFANIB
DTC		SOTRASTAUIN	SOTRASTAUIN	SOTRASTAUIN
DTC		PHA-767491	PHA-767491	CHEMBL225519
DTC		GW441756X	GW441756X	GW441756X
DTC		GEFITINIB	GEFITINIB	GEFITINIB
DTC		ILORASERTIB	ILORASERTIB	ILORASERTIB
DTC		PF-562271	PF-562271	PF-00562271
DTC		DOVITINIB	DOVITINIB	DOVITINIB
DTC		DASATINIB	DASATINIB	DASATINIB
DTC		SORAFENIB	SORAFENIB	SORAFENIB
DTC		TAE-684	TAE-684	TAE-684
DTC		CENISERTIB	CENISERTIB	CENISERTIB
DTC		SP-600125	SP-600125	SP-600125
DrugBank	inhibitor	DB12010	Fostamatinib	FOSTAMATINIB
DTC		ERLOTINIB	ERLOTINIB	ERLOTINIB
DTC		CEDIRANIB	CEDIRANIB	CEDIRANIB
DTC		GEFITINIB	GEFITINIB	GEFITINIB
DTC		DASATINIB	DASATINIB	DASATINIB
DTC		SORAFENIB	SORAFENIB	SORAFENIB
DrugBank	inhibitor	DB12010	Fostamatinib	FOSTAMATINIB
ChemblInteractions	inhibitor	CHEMBL2323775	MK-8033	MK-8033
TALC	inhibitor	MGCD265	MGCD265	GLESATINIB
TdgClinicalTrial		MGCD265	MGCD265	GLESATINIB
ChemblInteractions	inhibitor	CHEMBL254760	MGCD-265	MGCD-265
GuideToPharmacology	inhibitor	249565636	BMS-777607	BMS-777607
DTC		BMS-754807	BMS-754807	BMS-754807
GuideToPharmacology	inhibitor	249565645	MK-2461	MK-2461
TTD		MK-2461	MK-2461	MK-2461
GuideToPharmacology	inhibitor	363894135	MERESTINIB	MERESTINIB
TALC	inhibitor	FORETINIB	FORETINIB	FORETINIB
DTC		AZD-1152-HQPA	AZD-1152-HQPA	AZD-1152-HQPA
DTC		681640	681640	CHEMBL379975
DTC		DNDI1417467	DNDI1417467	CHEMBL1997335
DTC		ALSTERPAULLONE	ALSTERPAULLONE	ALSTERPAULLONE
DTC		JNJ-7706621	JNJ-7706621	JNJ-7706621
DTC		ENTRECTINIB	ENTRECTINIB	ENTRECTINIB
DTC		PD-0166285	PD-0166285	PD-0166285
DTC		SOTRASTAUIN	SOTRASTAUIN	SOTRASTAUIN
DTC		PALBOCICLIB	PALBOCICLIB	PALBOCICLIB
DTC		CEDIRANIB	CEDIRANIB	CEDIRANIB

DTC		LINIFANIB	LINIFANIB	LINIFANIB
DTC		TOZASERTIB	TOZASERTIB	TOZASERTIB
DTC		ILORASERTIB	ILORASERTIB	ILORASERTIB
DTC		TAE-684	TAE-684	TAE-684
DTC		RG-1530	RG-1530	RG-1530
DTC		DOVITINIB	DOVITINIB	DOVITINIB
DTC		PF-562271	PF-562271	PF-00562271
DTC		CENISERTIB	CENISERTIB	CENISERTIB
DrugBank	inhibitor	DB12010	Fostamatinib	FOSTAMATINIB
DTC		ENTRECTINIB	ENTRECTINIB	ENTRECTINIB
DTC		PALBOCICLIB	PALBOCICLIB	PALBOCICLIB
DTC		CEDIRANIB	CEDIRANIB	CEDIRANIB
DrugBank	inhibitor	DB12010	Fostamatinib	FOSTAMATINIB
TEND		ACENOCOUMAROL	ACENOCOUMAROL	ACENOCOUMAROL
TTD		Acenocoumarol	Acenocoumarol	ACENOCOUMAROL
DrugBank	inhibitor	DB01418	Acenocoumarol	ACENOCOUMAROL
PharmGKB		acenocoumarol	acenocoumarol	ACENOCOUMAROL
TdgClinicalTrial		ACENOCOUMAROL	ACENOCOUMAROL	ACENOCOUMAROL
TdgClinicalTrial		PHENPROCOUMON	PHENPROCOUMON	PHENPROCOUMON
GuideToPharmacology	inhibitor	178103445	PHENPROCOUMON	PHENPROCOUMON
DrugBank	inhibitor	DB00946	Phenprocoumon	PHENPROCOUMON
TTD		Phenprocoumon	Phenprocoumon	PHENPROCOUMON
PharmGKB		phenprocoumon	phenprocoumon	PHENPROCOUMON
TEND		PHENPROCOUMON	PHENPROCOUMON	PHENPROCOUMON
ChEMBLInteractions	inhibitor	CHEMBL16694	PHENPROCOUMON	PHENPROCOUMON
DrugBank	inhibitor	DB00498	Phenindione	PHENINDIONE
GuideToPharmacology	inhibitor	178103444	PHENINDIONE	PHENINDIONE
TEND		PHENINDIONE	PHENINDIONE	PHENINDIONE
TdgClinicalTrial		PHENINDIONE	PHENINDIONE	PHENINDIONE
ChEMBLInteractions	inhibitor	CHEMBL711	PHENINDIONE	PHENINDIONE
TTD		Phenindione	Phenindione	PHENINDIONE
GuideToPharmacology	inhibitor	178103459	WARFARIN	WARFARIN
TdgClinicalTrial		WARFARIN	WARFARIN	WARFARIN
TEND		WARFARIN	WARFARIN	WARFARIN
TTD		Warfarin	Warfarin	WARFARIN
FDA		Warfarin	Warfarin	WARFARIN
PharmGKB		warfarin	warfarin	WARFARIN
DrugBank	inhibitor	DB00682	Warfarin	WARFARIN
PharmGKB		fluindione	fluindione	FLUINDIONE
TEND		DICUMAROL	DICUMAROL	DICUMAROL
DrugBank	inhibitor	DB00266	Dicoumarol	DICUMAROL
GuideToPharmacology	inhibitor	178103414	DICUMAROL	DICUMAROL
TTD		Dicumarol	Dicumarol	DICUMAROL
ChEMBLInteractions	inhibitor	CHEMBL1466	DICUMAROL	DICUMAROL
TdgClinicalTrial		DICUMAROL	DICUMAROL	DICUMAROL
ChEMBLInteractions	inhibitor	CHEMBL1200879	WARFARIN SODIUM	WARFARIN SODIUM
ChEMBLInteractions	inhibitor	CHEMBL1200772	WARFARIN POTASSIUM	WARFARIN POTASSIUM

TEND		MENADIONE	MENADIONE	MENADIONE
DrugBank	cofactor	DB00170	Menadione	MENADIONE
TdgClinicalTrial		MENADIONE	MENADIONE	MENADIONE
GuideToPharmacology	inhibitor	135651418	ALITRETINOIN	ALITRETINOIN
PharmGKB		fructose	fructose	FRUCTOSE
DrugBank	inhibitor	DB12010	Fostamatinib	FOSTAMATINIB
PharmGKB		cerivastatin	cerivastatin	CERIVASTATIN
GuideToPharmacology	blocker,activ	178101120	RYANODINE	RYANODINE
DrugBank	modulator	DB09085	Tetracaine	TETRACAINE
DrugBank	inhibitor	DB01195	Flecainide	FLECAINIDE
TTD		Dantrolene	Dantrolene	DANTROLENE
GuideToPharmacology	blocker	178101108	PROCAINE	PROCAINE
PharmGKB		simvastatin	simvastatin	SIMVASTATIN
PharmGKB		atorvastatin	atorvastatin	ATORVASTATIN
GuideToPharmacology	inhibitor	135650057	CARVEDILOL	CARVEDILOL
GuideToPharmacology	activator	135652675	CAFFEINE	CAFFEINE
GuideToPharmacology	activator	135651219	SURAMIN	SURAMIN
GuideToPharmacology	activator	135651446	ATP	ADENOSINE TRIPHOSPHATE
DTC		HEXACHLOROPHENE	HEXACHLOROPHENE	HEXACHLOROPHENE
NCI		LUTEIN	LUTEIN	LUTEIN
NCI		GANCICLOVIR	GANCICLOVIR	GANCICLOVIR
NCI		INTRALIPID	INTRALIPID	SOYBEAN OIL
PharmGKB		acenocoumarol	acenocoumarol	ACENOCOUMAROL
NCI		IRBESARTAN	IRBESARTAN	IRBESARTAN
PharmGKB		ritonavir	ritonavir	RITONAVIR
PharmGKB		fluvastatin	fluvastatin	FLUVASTATIN
NCI		LORAZEPAM	LORAZEPAM	LORAZEPAM
NCI		TRIAMCINOLONE	TRIAMCINOLONE	TRIAMCINOLONE
PharmGKB		pravastatin	pravastatin	PRAVASTATIN
PharmGKB		warfarin	warfarin	WARFARIN
PharmGKB		atorvastatin	atorvastatin	ATORVASTATIN
NCI		PREDNISONE	PREDNISONE	PREDNISONE
PharmGKB		fenofibrate	fenofibrate	FENOFIBRATE
NCI		TROGLITAZONE	TROGLITAZONE	TROGLITAZONE
NCI		STAUROSPORINE	STAUROSPORINE	STAUROSPORINE
PharmGKB		simvastatin	simvastatin	SIMVASTATIN
DrugBank	antagonist	DB14533	Zinc chloride	ZINC CHLORIDE
DrugBank		DB01593	Zinc	METHYLDOPA
DrugBank		DB09130	Copper	COPPER
DrugBank	binder	DB14533	Zinc chloride	ZINC CHLORIDE
PharmGKB		clozapine	clozapine	CLOZAPINE
DrugBank		DB01593	Zinc	METHYLDOPA
DrugBank	binder	DB14533	Zinc chloride	ZINC CHLORIDE
DrugBank		DB01593	Zinc	METHYLDOPA
ChEMBLInteractions	blocker	CHEMBL113461	TEDISAMIL	TEDISAMIL
ChEMBLInteractions	blocker	CHEMBL1200728	GUANIDINE HYDROCHLORIDE	GUANIDINE HYDROCHLORIDE
ChEMBLInteractions	blocker	CHEMBL284348	DALFAMPRIDINE	DALFAMPRIDINE

ChEMBLInteractions	blocker	CHEMBL2107762	NERISPIRDINE	NERISPIRDINE
DrugBank		DB00160	Alanine	ALANINE
PharmGKB		epirubicin	epirubicin	EPIRUBICIN
PharmGKB		cyclophosphamide	cyclophosphamide	CYCLOPHOSPHAMI
PharmGKB		fluorouracil	fluorouracil	FLUOROURACIL
PharmGKB		didanosine	didanosine	DIDANOSINE
PharmGKB		mercaptopurine	mercaptopurine	MERCAPTOPURINE
CIViC		MERCAPTOPURINE	MERCAPTOPURINE	MERCAPTOPURINE
CIViC		THIOGUANINE	THIOGUANINE	THIOGUANINE
DrugBank		DB00171	ATP	ADENOSINE TRIPHOSPHATE
PharmGKB		gemcitabine	gemcitabine	GEMCITABINE
PharmGKB		cytarabine	cytarabine	CYTARABINE
CIViC		IPILIMUMAB	IPILIMUMAB	IPILIMUMAB
CIViC		DURVALUMAB	DURVALUMAB	DURVALUMAB
CIViC		NIVOLUMAB	NIVOLUMAB	NIVOLUMAB
CIViC		ATEZOLIZUMAB	ATEZOLIZUMAB	ATEZOLIZUMAB
CIViC		PEMBROLIZUMAB	PEMBROLIZUMAB	PEMBROLIZUMAB
CIViC		EVEROLIMUS	EVEROLIMUS	EVEROLIMUS
CGI		Everolimus	Everolimus	EVEROLIMUS
DTC		ALPRAZOLAM	ALPRAZOLAM	ALPRAZOLAM
DTC		TRIAZOLAM	TRIAZOLAM	TRIAZOLAM
CIViC		SUNITINIB	SUNITINIB	SUNITINIB

drug_concept_id	interaction	PMIDs	atc	atc_class	Analyses	gene_name
chembl:CHEMBL39	0.3	#####	D11422	L01 ANTINEOPLASTIC AGENTS	GWAS	PPARD
chembl:CHEMBL20	0.15		NA	NA	GWAS	PPARD
chembl:CHEMBL37	0.11		D10893	L01 ANTINEOPLASTIC AGENTS	GWAS	PPARD
chembl:CHEMBL39	0.09		NA	NA	GWAS	PPARD
chembl:CHEMBL20	0.08		NA	NA	GWAS	PPARD
chembl:CHEMBL40	0.08		NA	NA	GWAS	PPARD
chembl:CHEMBL21	0.07		NA	NA	GWAS	PPARD
chembl:CHEMBL50	0.07		D10481	L01 ANTINEOPLASTIC AGENTS	GWAS	PPARD
chembl:CHEMBL18	0.06		D10223	L01 ANTINEOPLASTIC AGENTS	GWAS	PPARD
chembl:CHEMBL48	0.06		NA	NA	GWAS	PPARD
chembl:CHEMBL57	0.06		NA	NA	GWAS	PPARD
chembl:CHEMBL52	0.06		NA	NA	GWAS	PPARD
chembl:CHEMBL29	0.06		NA	NA	GWAS	PPARD
chembl:CHEMBL19	0.05		NA	NA	GWAS	PPARD
chembl:CHEMBL48	0.04		NA	NA	GWAS	PPARD
chembl:CHEMBL51	0.04	19035792	NA	NA	GWAS	PPARD
chembl:CHEMBL19	0.03		NA	NA	GWAS	PPARD
chembl:CHEMBL19	0.03		NA	NA	GWAS	PPARD
chembl:CHEMBL59	0.03		D07907	L01 ANTINEOPLASTIC AGENTS	GWAS	PPARD
chembl:CHEMBL29	0.03		NA	NA	GWAS	PPARD
chembl:CHEMBL49	0.03		D08881	L01 ANTINEOPLASTIC AGENTS	GWAS	PPARD
chembl:CHEMBL50	0.03		NA	NA	GWAS	PPARD
chembl:CHEMBL30	0.03		NA	NA	GWAS	PPARD
chembl:CHEMBL19	0.03		D10926	L01 ANTINEOPLASTIC AGENTS	GWAS	PPARD
chembl:CHEMBL47	0.02		NA	NA	GWAS	PPARD
chembl:CHEMBL52	0.02		NA	NA	GWAS	PPARD
chembl:CHEMBL22	0.02		NA	NA	GWAS	PPARD
chembl:CHEMBL14	0.02		D03658	L01 ANTINEOPLASTIC AGENTS	GWAS	PPARD
chembl:CHEMBL19	0.02		NA	NA	GWAS	PPARD
chembl:CHEMBL48	0.02		NA	NA	GWAS	PPARD
chembl:CHEMBL57	0.02		NA	NA	GWAS	PPARD
chembl:CHEMBL93	0.02		D01977	L01 ANTINEOPLASTIC AGENTS	GWAS	PPARD
chembl:CHEMBL13	0.02		D08524	L01 ANTINEOPLASTIC AGENTS	GWAS	PPARD
chembl:CHEMBL19	0.02		NA	NA	GWAS	PPARD
chembl:CHEMBL17	0.02		NA	NA	GWAS	PPARD
chembl:CHEMBL10	0.01		NA	NA	GWAS	PPARD
chembl:CHEMBL21	0.01	26516587	D09347	B02 ANTIHEMORRHAGICS	GWAS	PPARD
chembl:CHEMBL50	0.01		NA	NA	GWAS	PPARD
chembl:CHEMBL19	0.01		NA	NA	GWAS	PPARD
chembl:CHEMBL41	1.63	#####	D01041	C01 CARDIAC THERAPY	GWAS	PPARD
chembl:CHEMBL21	0.14		D09893	A16 OTHER ALIMENTARY TRACT AN	GWAS	PPARD
chembl:CHEMBL72	0.14	#####	D07791	N06 PSYCHOANALEPTICS	GWAS	PPARD
chembl:CHEMBL72	0.14		D07791	N06 PSYCHOANALEPTICS	GWAS	PPARD

chembl:CHEMBL72	0.14		D07791	N06 PSYCHOANALEPTICS	GWAS	PPARD
chembl:CHEMBL21	0.14	20864621	D09893	A16 OTHER ALIMINARY TRACT AN	GWAS	PPARD
chembl:CHEMBL49	0.13		D08600	C07 BETA BLOCKING AGENTS	GWAS	PPARD
chembl:CHEMBL14	0.13	#####	D08045	R05 COUGH AND COLD PREPARATI	GWAS	PPARD
chembl:CHEMBL49	0.13	#####	D08600	C07 BETA BLOCKING AGENTS	GWAS	PPARD
chembl:CHEMBL64	0.12		D00394	N06 PSYCHOANALEPTICS	GWAS	PPARD
chembl:CHEMBL64	0.12	#####	D00394	N06 PSYCHOANALEPTICS	GWAS	PPARD
chembl:CHEMBL32	0.1		D03534	A03 DRUGS FOR FUNCTIONAL GAS	GWAS	PPARD
chembl:CHEMBL15	0.1		D07406	R06 ANTIHISTAMINES FOR SYSTEM	GWAS	PPARD
chembl:CHEMBL10	0.1	25953735	D08617	M02 TOPICAL PRODUCTS FOR JOIN	GWAS	PPARD
chembl:CHEMBL16	0.1		D07084	A03 DRUGS FOR FUNCTIONAL GASTROINTESTINAL DISOR		
chembl:CHEMBL13	0.1		D05411	J01 ANTIBACTERIALS FOR SYSTEMIC USE		
chembl:CHEMBL14	0.1		C11114	R06 ANTIHISTAMINES FOR SYSTEMIC USE		
chembl:CHEMBL40	0.1		D08418	M03 MUSCLE RELAXANTS		
chembl:CHEMBL23	0.1		D10675	N07 OTHER NERVOUS SYSTEM DRUGS		
chembl:CHEMBL23	0.1		D10675	N07 OTHER NERVOUS SYSTEM DRUGS		
chembl:CHEMBL48	0.1		D07546	C01 CARDIAC THERAPY		
chembl:CHEMBL13	0.08		D00646	G04 UROLOGICALS		
chembl:CHEMBL13	0.08	#####	D00646	G04 UROLOGICALS		
chembl:CHEMBL26	0.06	22931300	D02386	C03 DIURETICS		
chembl:CHEMBL46	0.06	17986163	D08104	M01 ANTIINFLAMMATORY AND ANTIRHEUMATIC PRODU		
chembl:CHEMBL63	0.06	#####	D08435	C01 CARDIAC THERAPY		
chembl:CHEMBL11	0.06		D07175	A04 ANTIEMETICS AND ANTINAUSEANTS		
chembl:CHEMBL16	0.06		D08163	R06 ANTIHISTAMINES FOR SYSTEMIC USE		
chembl:CHEMBL16	0.06	22931300	D08163	R06 ANTIHISTAMINES FOR SYSTEMIC USE		
chembl:CHEMBL11	0.06		D08575	N07 OTHER NERVOUS SYSTEM DRUGS		
chembl:CHEMBL55	0.06	9806111	D08215	C01 CARDIAC THERAPY		
chembl:CHEMBL65	0.06		D04292	N06 PSYCHOANALEPTICS		
chembl:CHEMBL65	0.06	23503455	D04292	N06 PSYCHOANALEPTICS		
chembl:CHEMBL55	0.06		D08215	C01 CARDIAC THERAPY		
chembl:CHEMBL16	0.06		D08163	R06 ANTIHISTAMINES FOR SYSTEMIC USE		
chembl:CHEMBL11	0.06	23280482	D08575	N07 OTHER NERVOUS SYSTEM DRUGS		
chembl:CHEMBL63	0.06		D08435	C01 CARDIAC THERAPY		
chembl:CHEMBL11	0.06		D07175	A04 ANTIEMETICS AND ANTINAUSEANTS		
chembl:CHEMBL13	0.05		D01832	N06 PSYCHOANALEPTICS		
chembl:CHEMBL18	0.05		D07176	C04 PERIPHERAL VASODILATORS		
chembl:CHEMBL11	0.05		D01140	D08 ANTISEPTICS AND DISINFECTANTS		
chembl:CHEMBL13	0.05	10820139	D01832	N06 PSYCHOANALEPTICS		
chembl:CHEMBL20	0.05		D09535	G04 UROLOGICALS		
chembl:CHEMBL13	0.05		D01832	N06 PSYCHOANALEPTICS		
chembl:CHEMBL20	0.05		D09535	G04 UROLOGICALS		
chembl:CHEMBL11	0.05		D08092	C04 PERIPHERAL VASODILATORS		
chembl:CHEMBL13	0.05	22931300	D01832	N06 PSYCHOANALEPTICS		
chembl:CHEMBL43	0.05		D05127	C07 BETA BLOCKING AGENTS		
chembl:CHEMBL12	0.05		D08462	D04 ANTIPRURITICS, INCL. ANTIHISTAMINES, ANESTHETIC		
chembl:CHEMBL11	0.05	29327975	D07793	N06 PSYCHOANALEPTICS		
chembl:CHEMBL16	0.05		D08382	A03 DRUGS FOR FUNCTIONAL GASTROINTESTINAL DISOR		

chembl:CHEMBL11	0.05		D07793	N06 PSYCHOANALEPTICS
chembl:CHEMBL13	0.05		D02565	N06 PSYCHOANALEPTICS
chembl:CHEMBL15	0.05		D02625	N05 PSYCHOLEPTICS
chembl:CHEMBL13	0.05		D07458	R01 NASAL PREPARATIONS
chembl:CHEMBL17	0.05		D07929	R05 COUGH AND COLD PREPARATIONS
chembl:CHEMBL43	0.05		D05127	C07 BETA BLOCKING AGENTS
chembl:CHEMBL12	0.05		D07516	A01 STOMATOLOGICAL PREPARATIONS
chembl:CHEMBL12	0.04	22931300	D00402	M03 MUSCLE RELAXANTS
chembl:CHEMBL16	0.04		D07667	N07 OTHER NERVOUS SYSTEM DRUGS
chembl:CHEMBL21	0.04	26937172	D03649	G04 UROLOGICALS
chembl:CHEMBL14	0.04	22931300	D01351	N02 ANALGESICS
chembl:CHEMBL39	0.04	17986163	D08047	N02 ANALGESICS
chembl:CHEMBL16	0.04		D07667	N07 OTHER NERVOUS SYSTEM DRUGS
chembl:CHEMBL98	0.04	22931300	D00337	R05 COUGH AND COLD PREPARATIONS
chembl:CHEMBL56	0.04	22931300	D01322	J01 ANTIBACTERIALS FOR SYSTEMIC USE
chembl:CHEMBL12	0.04		D07990	R03 DRUGS FOR OBSTRUCTIVE AIRWAY DISEASES
chembl:CHEMBL66	0.04		D08447	N06 PSYCHOANALEPTICS
chembl:CHEMBL75	0.04		D08340	C08 CALCIUM CHANNEL BLOCKERS
chembl:CHEMBL75	0.04	22931300	D08340	C08 CALCIUM CHANNEL BLOCKERS
chembl:CHEMBL12	0.04		D07990	R03 DRUGS FOR OBSTRUCTIVE AIRWAY DISEASES
chembl:CHEMBL66	0.04		D08447	N06 PSYCHOANALEPTICS
chembl:CHEMBL54	0.04	22931300	D08261	N07 OTHER NERVOUS SYSTEM DRUGS
chembl:CHEMBL66	0.04		D08447	N06 PSYCHOANALEPTICS
chembl:CHEMBL92	0.04	22931300	D02579	N06 PSYCHOANALEPTICS
chembl:CHEMBL83	0.03		D08560	G04 UROLOGICALS
chembl:CHEMBL46	0.03		D10749	N07 OTHER NERVOUS SYSTEM DRUGS
chembl:CHEMBL12	0.03		D02139	S02 OTOLOGICALS
chembl:CHEMBL29	0.03		D02627	N05 PSYCHOLEPTICS
chembl:CHEMBL10	0.03	22931300	D08181	N01 ANESTHETICS
chembl:CHEMBL46	0.03		D10749	N07 OTHER NERVOUS SYSTEM DRUGS
chembl:CHEMBL42	0.03	22931300	D07753	A07 ANTIDIARRHEALS, INTESTINAL ANTIINFLAMMATORY,
chembl:CHEMBL83	0.03		D08560	G04 UROLOGICALS
chembl:CHEMBL21	0.03		D10309	N05 PSYCHOLEPTICS
chembl:CHEMBL12	0.03		D10208	N07 OTHER NERVOUS SYSTEM DRUGS
chembl:CHEMBL50	0.03	#####	D07869	N06 PSYCHOANALEPTICS
chembl:CHEMBL11	0.03		D07195	D04 ANTIPRURITICS, INCL. ANTIHISTAMINES, ANESTHETIC
chembl:CHEMBL95	0.03	22931300	D02565	N06 PSYCHOANALEPTICS
chembl:CHEMBL21	0.03		D10309	N05 PSYCHOLEPTICS
chembl:CHEMBL57	0.03	25989235	D00132	M01 ANTIINFLAMMATORY AND ANTIRHEUMATIC PRODU
chembl:CHEMBL36	0.03		D10994	L04 IMMUNOSUPPRESSANTS
chembl:CHEMBL14	0.03		D07862	R06 ANTIHISTAMINES FOR SYSTEMIC USE
chembl:CHEMBL20	0.03		D09997	N05 PSYCHOLEPTICS
chembl:CHEMBL53	0.03	#####	D03556	N05 PSYCHOLEPTICS
chembl:CHEMBL12	0.03	22931300	D00468	L01 ANTINEOPLASTIC AGENTS
chembl:CHEMBL12	0.03	24044938	D00947	J01 ANTIBACTERIALS FOR SYSTEMIC USE
chembl:CHEMBL12	0.03		D08319	D04 ANTIPRURITICS, INCL. ANTIHISTAMINES, ANESTHETIC
chembl:CHEMBL11	0.03		D10533	R03 DRUGS FOR OBSTRUCTIVE AIRWAY DISEASES

chembl:CHEMBL63	0.03	16141569	D00578	J02 ANTIMYCOTICS FOR SYSTEMIC USE
chembl:CHEMBL14	0.03	22931300	D07766	G03 SEX HORMONES AND MODULATORS OF THE GENITA
chembl:CHEMBL8	0.03	22931300	D11582	D07 CORTICOSTEROIDS, DERMATOLOGICAL PREPARATIO
chembl:CHEMBL13	0.03		D03654	G04 UROLOGICALS
chembl:CHEMBL15	0.03	22931300	D00240	J01 ANTIBACTERIALS FOR SYSTEMIC USE
chembl:CHEMBL12	0.03	22931300	D00465	G04 UROLOGICALS
chembl:CHEMBL12	0.03		D08116	N01 ANESTHETICS
chembl:CHEMBL50	0.03		D07869	N06 PSYCHOANALEPTICS
chembl:CHEMBL13	0.03		D03654	G04 UROLOGICALS
chembl:CHEMBL12	0.03		C07055	A03 DRUGS FOR FUNCTIONAL GASTROINTESTINAL DISOR
chembl:CHEMBL12	0.03	22931300	D08192	C01 CARDIAC THERAPY
chembl:CHEMBL15	0.03	22931300	D02448	P01 ANTIPROTOZOALS
chembl:CHEMBL11	0.03		D10533	R03 DRUGS FOR OBSTRUCTIVE AIRWAY DISEASES
chembl:CHEMBL12	0.03		D07226	G04 UROLOGICALS
chembl:CHEMBL12	0.03		D08033	P01 ANTIPROTOZOALS
chembl:CHEMBL11	0.03	22931300	D01954	J01 ANTIBACTERIALS FOR SYSTEMIC USE
chembl:CHEMBL36	0.03		D10994	L04 IMMUNOSUPPRESSANTS
chembl:CHEMBL12	0.03	22931300	D08016	B03 ANTIANEMIC PREPARATIONS
chembl:CHEMBL20	0.03		D09997	N05 PSYCHOLEPTICS
chembl:CHEMBL56	0.03	#####	D02130	A04 ANTIEMETICS AND ANTINAUSEANTS
chembl:CHEMBL12	0.03		D07226	G04 UROLOGICALS
chembl:CHEMBL89	0.03	22931300	D08246	N02 ANALGESICS
chembl:CHEMBL26	0.03	22931300	D00203	A01 STOMATOLOGICAL PREPARATIONS
chembl:CHEMBL8	0.03	27469576	D11582	D07 CORTICOSTEROIDS, DERMATOLOGICAL PREPARATIO
chembl:CHEMBL15	0.02	22931300	C07005	R01 NASAL PREPARATIONS
chembl:CHEMBL24	0.02		D07521	D05 ANTIPSORIATICS
chembl:CHEMBL14	0.02		D07440	A03 DRUGS FOR FUNCTIONAL GASTROINTESTINAL DISOR
chembl:CHEMBL97	0.02	22931300	D03731	N04 ANTI-PARKINSON DRUGS
chembl:CHEMBL52	0.02	22931300	D07486	J01 ANTIBACTERIALS FOR SYSTEMIC USE
chembl:CHEMBL53	0.02		D08105	R06 ANTIHISTAMINES FOR SYSTEMIC USE
chembl:CHEMBL21	0.02		D01745	A03 DRUGS FOR FUNCTIONAL GASTROINTESTINAL DISOR
chembl:CHEMBL47	0.02	#####	D00373	N05 PSYCHOLEPTICS
chembl:CHEMBL10	0.02	22931300	D00510	M01 ANTIINFLAMMATORY AND ANTIRHEUMATIC PRODU
chembl:CHEMBL15	0.02	22931300	D07495	A07 ANTIDIARRHEALS, INTESTINAL ANTIINFLAMMATORY,
chembl:CHEMBL47	0.02	22931300	D08525	C07 BETA BLOCKING AGENTS
chembl:CHEMBL57	0.02	22931300	D00036	A11 VITAMINS
chembl:CHEMBL57	0.02	22931300	D00439	J01 ANTIBACTERIALS FOR SYSTEMIC USE
chembl:CHEMBL22	0.02	22931300	D02682	N05 PSYCHOLEPTICS
chembl:CHEMBL68	0.02	22931300	D00151	M01 ANTIINFLAMMATORY AND ANTIRHEUMATIC PRODU
chembl:CHEMBL11	0.02	22931300	C07051	J05 ANTIVIRALS FOR SYSTEMIC USE
chembl:CHEMBL65	0.02	22931300	D00300	D04 ANTIPRURITICS, INCL. ANTIHISTAMINES, ANESTHETIC
chembl:CHEMBL17	0.02		D08141	N07 OTHER NERVOUS SYSTEM DRUGS
chembl:CHEMBL21	0.02		D06665	C01 CARDIAC THERAPY
chembl:CHEMBL11	0.02	#####	D08695	N02 ANALGESICS
chembl:CHEMBL16	0.02	22931300	D03535	D04 ANTIPRURITICS, INCL. ANTIHISTAMINES, ANESTHETIC
chembl:CHEMBL17	0.02		D08141	N07 OTHER NERVOUS SYSTEM DRUGS
chembl:CHEMBL15	0.02		D08464	A07 ANTIDIARRHEALS, INTESTINAL ANTIINFLAMMATORY,

chembl:CHEMBL26	0.02	22931300	D01226	N05 PSYCHOLEPTICS
chembl:CHEMBL82	0.02		D02375	D01 ANTIFUNGALS FOR DERMATOLOGICAL USE
chembl:CHEMBL89	0.02	22931300	D08054	N05 PSYCHOLEPTICS
chembl:CHEMBL11	0.02	22931300	D00382	C03 DIURETICS
chembl:CHEMBL14	0.02	#####	D00560	N05 PSYCHOLEPTICS
chembl:CHEMBL40	0.02		D07445	N06 PSYCHOANALEPTICS
chembl:CHEMBL76	0.02		D08253	R01 NASAL PREPARATIONS
chembl:CHEMBL56	0.02	2743709	D00503	N05 PSYCHOLEPTICS
chembl:CHEMBL96	0.02		D08323	N02 ANALGESICS
chembl:CHEMBL12	0.02		D05705	C02 ANTIHYPERTENSIVES
chembl:CHEMBL15	0.02		D07887	N02 ANALGESICS
chembl:CHEMBL12	0.02	22931300	D00762	C02 ANTIHYPERTENSIVES
chembl:CHEMBL28	0.02		D08482	C02 ANTIHYPERTENSIVES
chembl:CHEMBL61	0.02	22931300	D00144	J04 ANTIMYCOBACTERIALS
chembl:CHEMBL47	0.02		D00373	N05 PSYCHOLEPTICS
chembl:CHEMBL27	0.02	22931300	D08443	C07 BETA BLOCKING AGENTS
chembl:CHEMBL12	0.02	22931300	D02347	M03 MUSCLE RELAXANTS
chembl:CHEMBL29	0.02	22931300	D07350	N07 OTHER NERVOUS SYSTEM DRUGS
chembl:CHEMBL12	0.02		D02363	C02 ANTIHYPERTENSIVES
chembl:CHEMBL21	0.02		D10184	N06 PSYCHOANALEPTICS
chembl:CHEMBL22	0.02	22931300	D00145	J01 ANTIBACTERIALS FOR SYSTEMIC USE
chembl:CHEMBL78	0.02	22931300	D01111	A10 DRUGS USED IN DIABETES
chembl:CHEMBL56	0.02		D00503	N05 PSYCHOLEPTICS
chembl:CHEMBL31	0.02		D07330	N05 PSYCHOLEPTICS
chembl:CHEMBL11	0.02		C07506	A03 DRUGS FOR FUNCTIONAL GASTROINTESTINAL DISOR
chembl:CHEMBL14	0.02		D00560	N05 PSYCHOLEPTICS
chembl:CHEMBL25	0.02		D07345	N06 PSYCHOANALEPTICS
chembl:CHEMBL23	0.02		D02577	G02 OTHER GYNECOLOGICALS
chembl:CHEMBL23	0.02		D02577	G02 OTHER GYNECOLOGICALS
chembl:CHEMBL49	0.02	22931300	D00271	A10 DRUGS USED IN DIABETES
chembl:CHEMBL10	0.02	22931300	D00322	D01 ANTIFUNGALS FOR DERMATOLOGICAL USE
chembl:CHEMBL15	0.02	10848718	D08050	P01 ANTIPROTOZOALS
chembl:CHEMBL16	0.02	22931300	D02212	R01 NASAL PREPARATIONS
chembl:CHEMBL12	0.02	22931300	D08220	C01 CARDIAC THERAPY
chembl:CHEMBL14	0.02	23277250	D02666	N05 PSYCHOLEPTICS
chembl:CHEMBL11	0.02	22931300	D08695	N02 ANALGESICS
chembl:CHEMBL50	0.02		D04044	N02 ANALGESICS
chembl:CHEMBL10	0.02	22931300	D00208	L01 ANTINEOPLASTIC AGENTS
chembl:CHEMBL64	0.02		D07473	N06 PSYCHOANALEPTICS
chembl:CHEMBL47	0.02	22931300	D00647	C01 CARDIAC THERAPY
chembl:CHEMBL64	0.02		D07473	N06 PSYCHOANALEPTICS
chembl:CHEMBL12	0.02		D01152	C05 VASOPROTECTIVES
chembl:CHEMBL40	0.02	9264312	D07445	N06 PSYCHOANALEPTICS
chembl:CHEMBL12	0.02	22931300	D08113	L02 ENDOCRINE THERAPY
chembl:CHEMBL14	0.02		D02666	N05 PSYCHOLEPTICS
chembl:CHEMBL23	0.02	22931300	D07615	A02 DRUGS FOR ACID RELATED DISORDERS
chembl:CHEMBL21	0.02		D10184	N06 PSYCHOANALEPTICS

chembl:CHEMBL14	0.02		D07961	G04 UROLOGICALS
chembl:CHEMBL12	0.02	22931300	D04464	G03 SEX HORMONES AND MODULATORS OF THE GENITA
chembl:CHEMBL4	0.02	22931300	D11582	D07 CORTICOSTEROIDS, DERMATOLOGICAL PREPARATIO
chembl:CHEMBL28	0.02		D01101	N05 PSYCHOLEPTICS
chembl:CHEMBL10	0.02	22931300	D00592	D10 ANTI-ACNE PREPARATIONS
chembl:CHEMBL81	0.02		D04557	V09 DIAGNOSTIC RADIOPHARMACEUTICALS
chembl:CHEMBL23	0.02	22931300	D07845	C05 VASOPROTECTIVES
chembl:CHEMBL15	0.02	22931300	D00118	G02 OTHER GYNECOLOGICALS
chembl:CHEMBL58	0.02		D08489	N04 ANTI-PARKINSON DRUGS
chembl:CHEMBL51	0.02	22931300	D00254	L01 ANTINEOPLASTIC AGENTS
chembl:CHEMBL56	0.02		D00503	N05 PSYCHOLEPTICS
chembl:CHEMBL13	0.02		D01773	R06 ANTIHISTAMINES FOR SYSTEMIC USE
chembl:CHEMBL12	0.02	22931300	D00965	L02 ENDOCRINE THERAPY
chembl:CHEMBL10	0.02	22931300	D00536	N03 ANTIEPILEPTICS
chembl:CHEMBL11	0.02	22931300	C07410	N07 OTHER NERVOUS SYSTEM DRUGS
chembl:CHEMBL26	0.02	22931300	C07511	C02 ANTIHYPERTENSIVES
chembl:CHEMBL64	0.02	#####	D08216	N06 PSYCHOANALEPTICS
chembl:CHEMBL92	0.02		D04733	C08 CALCIUM CHANNEL BLOCKERS
chembl:CHEMBL40	0.02		D07445	N06 PSYCHOANALEPTICS
chembl:CHEMBL27	0.02		D08443	C07 BETA BLOCKING AGENTS
chembl:CHEMBL52	0.02	22931300	D00127	M01 ANTIINFLAMMATORY AND ANTIRHEUMATIC PRODU
chembl:CHEMBL50	0.02	22931300	D07645	J01 ANTIBACTERIALS FOR SYSTEMIC USE
chembl:CHEMBL14	0.02		D00560	N05 PSYCHOLEPTICS
chembl:CHEMBL15	0.02	22931300	D01011	H03 THYROID THERAPY
chembl:CHEMBL17	0.01	22931300	D00422	A02 DRUGS FOR ACID RELATED DISORDERS
chembl:CHEMBL41	0.01		D00139	D05 ANTIPSORIATICS
chembl:CHEMBL71	0.01	#####	D08456	N05 PSYCHOLEPTICS
chembl:CHEMBL10	0.01	22931300	D00399	N03 ANTIEPILEPTICS
chembl:CHEMBL53	0.01	22931300	D10602	D10 ANTI-ACNE PREPARATIONS
chembl:CHEMBL18	0.01		D00294	C02 ANTIHYPERTENSIVES
chembl:CHEMBL50	0.01	22931300	D00359	C10 LIPID MODIFYING AGENTS
chembl:CHEMBL65	0.01	22931300	D10590	G03 SEX HORMONES AND MODULATORS OF THE GENITA
chembl:CHEMBL48	0.01		D07831	N02 ANALGESICS
chembl:CHEMBL75	0.01	22931300	D08358	C04 PERIPHERAL VASODILATORS
chembl:CHEMBL81	0.01		D07984	N06 PSYCHOANALEPTICS
chembl:CHEMBL41	0.01	18814214	D07270	M01 ANTIINFLAMMATORY AND ANTIRHEUMATIC PRODU
chembl:CHEMBL13	0.01		D07305	N04 ANTI-PARKINSON DRUGS
chembl:CHEMBL28	0.01	16551910	D04370	A04 ANTIEMETICS AND ANTINAUSEANTS
chembl:CHEMBL14	0.01	22931300	D00224	M04 ANTIGOUT PREPARATIONS
chembl:CHEMBL81	0.01	22931300	D08465	G03 SEX HORMONES AND MODULATORS OF THE GENITA
chembl:CHEMBL76	0.01		D08322	R01 NASAL PREPARATIONS
chembl:CHEMBL66	0.01		D07758	M03 MUSCLE RELAXANTS
chembl:CHEMBL13	0.01	22931300	D00246	A07 ANTIDIARRHEALS, INTESTINAL ANTIINFLAMMATORY,
chembl:CHEMBL26	0.01	17202802	D08556	D11 OTHER DERMATOLOGICAL PREPARATIONS
chembl:CHEMBL52	0.01		D10208	N07 OTHER NERVOUS SYSTEM DRUGS
chembl:CHEMBL14	0.01	22931300	D00296	J05 ANTIVIRALS FOR SYSTEMIC USE
chembl:CHEMBL40	0.01	22931300	D00506	N03 ANTIEPILEPTICS

chembl:CHEMBL43	0.01	22931300	D02321	L01 ANTINEOPLASTIC AGENTS
chembl:CHEMBL30	0.01	22931300	D00295	A02 DRUGS FOR ACID RELATED DISORDERS
chembl:CHEMBL12	0.01		D00278	J04 ANTIMYCOBACTERIALS
chembl:CHEMBL12	0.01		D02566	N06 PSYCHOANALEPTICS
chembl:CHEMBL19	0.01	22931300	D00120	M01 ANTIINFLAMMATORY AND ANTIRHEUMATIC PRODU
chembl:CHEMBL16	0.01	24915025	D00512	N03 ANTIEPILEPTICS
chembl:CHEMBL70	0.01	#####	D07460	G04 UROLOGICALS
chembl:CHEMBL10	0.01	22931300	D00570	M04 ANTIGOUT PREPARATIONS
chembl:CHEMBL51	0.01		D08183	D04 ANTIPRURITICS, INCL. ANTIHISTAMINES, ANESTHETIC
chembl:CHEMBL19	0.01		D10744	R03 DRUGS FOR OBSTRUCTIVE AIRWAY DISEASES
chembl:CHEMBL12	0.01		D07881	N01 ANESTHETICS
chembl:CHEMBL56	0.01	22931300	D00279	C10 LIPID MODIFYING AGENTS
chembl:CHEMBL99	0.01		D10252	R01 NASAL PREPARATIONS
chembl:CHEMBL78	0.01	22931300	D08229	R03 DRUGS FOR OBSTRUCTIVE AIRWAY DISEASES
chembl:CHEMBL11	0.01		D03852	N01 ANESTHETICS
chembl:CHEMBL56	0.01		D00270	N05 PSYCHOLEPTICS
chembl:CHEMBL11	0.01		D00574	L02 ENDOCRINE THERAPY
chembl:CHEMBL62	0.01		D07448	N06 PSYCHOANALEPTICS
chembl:CHEMBL41	0.01		D07727	N06 PSYCHOANALEPTICS
chembl:CHEMBL78	0.01		D08559	L02 ENDOCRINE THERAPY
chembl:CHEMBL13	0.01		D00281	C02 ANTIHYPERTENSIVES
chembl:CHEMBL17	0.01	22931300	D10246	A02 DRUGS FOR ACID RELATED DISORDERS
chembl:CHEMBL41	0.01	22931300	D00326	N06 PSYCHOANALEPTICS
chembl:CHEMBL62	0.01		D08257	N06 PSYCHOANALEPTICS
chembl:CHEMBL11	0.01		D07820	A03 DRUGS FOR FUNCTIONAL GASTROINTESTINAL DISOR
chembl:CHEMBL59	0.01	25825958	D00320	N01 ANESTHETICS
chembl:CHEMBL63	0.01	22931300	C07370	A07 ANTIDIARRHEALS, INTESTINAL ANTIINFLAMMATORY,
chembl:CHEMBL77	0.01	22931300	D08016	B03 ANTIANEMIC PREPARATIONS
chembl:CHEMBL62	0.01	22931300	D07448	N06 PSYCHOANALEPTICS
chembl:CHEMBL72	0.01	22931300	D00493	N05 PSYCHOLEPTICS
chembl:CHEMBL42	0.01	22931300	D00448	A07 ANTIDIARRHEALS, INTESTINAL ANTIINFLAMMATORY,
chembl:CHEMBL10	0.01	22931300	D09742	A02 DRUGS FOR ACID RELATED DISORDERS
chembl:CHEMBL16	0.01		D05339	N05 PSYCHOLEPTICS
chembl:CHEMBL60	0.01	22931300	D00411	R03 DRUGS FOR OBSTRUCTIVE AIRWAY DISEASES
chembl:CHEMBL99	0.01	22931300	D00445	J05 ANTIVIRALS FOR SYSTEMIC USE
chembl:CHEMBL12	0.01		D00561	N05 PSYCHOLEPTICS
chembl:CHEMBL41	0.01	22931300	D00577	G03 SEX HORMONES AND MODULATORS OF THE GENITA
chembl:CHEMBL44	0.01		D08288	N06 PSYCHOANALEPTICS
chembl:CHEMBL29	0.01		D00234	R06 ANTIHISTAMINES FOR SYSTEMIC USE
chembl:CHEMBL16	0.01	22931300	D07659	J01 ANTIBACTERIALS FOR SYSTEMIC USE
chembl:CHEMBL11	0.01		D10079	L01 ANTINEOPLASTIC AGENTS
chembl:CHEMBL76	0.01	22931300	D02366	P01 ANTIPROTOZOALS
chembl:CHEMBL86	0.01		D08031	C02 ANTIHYPERTENSIVES
chembl:CHEMBL21	0.01	22931300	D02566	N06 PSYCHOANALEPTICS
chembl:CHEMBL10	0.01		D08349	N06 PSYCHOANALEPTICS
chembl:CHEMBL12	0.01	11246175	D02792	B05 BLOOD SUBSTITUTES AND PERFUSION SOLUTIONS
chembl:CHEMBL71	0.01	8739822	D00270	N05 PSYCHOLEPTICS

chembl:CHEMBL13	0.01		D02358	C07 BETA BLOCKING AGENTS
chembl:CHEMBL15	0.01	22931300	D00238	L04 IMMUNOSUPPRESSANTS
chembl:CHEMBL15	0.01	22931300	D00562	H03 THYROID THERAPY
chembl:CHEMBL79	0.01	22931300	D01896	B01 ANTITHROMBOTIC AGENTS
chembl:CHEMBL71	0.01		D00270	N05 PSYCHOLEPTICS
chembl:CHEMBL51	0.01		D07765	R06 ANTIHISTAMINES FOR SYSTEMIC USE
chembl:CHEMBL86	0.01		D00726	A03 DRUGS FOR FUNCTIONAL GASTROINTESTINAL DISOR
chembl:CHEMBL19	0.01		D07425	A03 DRUGS FOR FUNCTIONAL GASTROINTESTINAL DISOR
chembl:CHEMBL17	0.01	#####	D00403	N05 PSYCHOLEPTICS
chembl:CHEMBL11	0.01		D00228	N06 PSYCHOANALEPTICS
chembl:CHEMBL63	0.01		D02910	C01 CARDIAC THERAPY
chembl:CHEMBL84	0.01		D08144	A07 ANTIDIARRHEALS, INTESTINAL ANTIINFLAMMATORY,
chembl:CHEMBL13	0.01	22931300	D07816	D11 OTHER DERMATOLOGICAL PREPARATIONS
chembl:CHEMBL14	0.01	22931300	D05045	A01 STOMATOLOGICAL PREPARATIONS
chembl:CHEMBL12	0.01		D08362	C04 PERIPHERAL VASODILATORS
chembl:CHEMBL57	0.01	22931300	D00435	J05 ANTIVIRALS FOR SYSTEMIC USE
chembl:CHEMBL57	0.01		D00390	N05 PSYCHOLEPTICS
chembl:CHEMBL49	0.01	22931300	D00180	C01 CARDIAC THERAPY
chembl:CHEMBL11	0.01	22931300	D04044	N02 ANALGESICS
chembl:CHEMBL12	0.01	12571407	D00146	H01 PITUITARY AND HYPOTHALAMIC HORMONES AND AI
chembl:CHEMBL16	0.01	24433361	D00427	J05 ANTIVIRALS FOR SYSTEMIC USE
chembl:CHEMBL11	0.01		D08070	N06 PSYCHOANALEPTICS
chembl:CHEMBL27	0.01	22931300	D04265	C02 ANTIHYPERTENSIVES
chembl:CHEMBL91	0.01		D00416	A01 STOMATOLOGICAL PREPARATIONS
chembl:CHEMBL15	0.01	22931300	D00351	D01 ANTIFUNGALS FOR DERMATOLOGICAL USE
chembl:CHEMBL30	0.01	22931300	D08013	D06 ANTIBIOTICS AND CHEMOTHERAPEUTICS FOR DERM
chembl:CHEMBL61	0.01	22931300	D08569	G04 UROLOGICALS
chembl:CHEMBL14	0.01	22931300	D00201	A01 STOMATOLOGICAL PREPARATIONS
chembl:CHEMBL51	0.01		D00303	C01 CARDIAC THERAPY
chembl:CHEMBL14	0.01	22931300	D04931	L01 ANTINEOPLASTIC AGENTS
chembl:CHEMBL59	0.01		D08362	C04 PERIPHERAL VASODILATORS
chembl:CHEMBL15	0.01	15289791	D08685	G04 UROLOGICALS
chembl:CHEMBL17	0.01	22931300	D00618	C08 CALCIUM CHANNEL BLOCKERS
chembl:CHEMBL39	0.01		D07065	N05 PSYCHOLEPTICS
chembl:CHEMBL12	0.01	22931300	D00413	J05 ANTIVIRALS FOR SYSTEMIC USE
chembl:CHEMBL33	0.01		D01575	D08 ANTISEPTICS AND DISINFECTANTS
chembl:CHEMBL91	0.01	22931300	D04197	L01 ANTINEOPLASTIC AGENTS
chembl:CHEMBL42	0.01	22931300	D08106	C07 BETA BLOCKING AGENTS
chembl:CHEMBL71	0.01	22931300	D00321	D11 OTHER DERMATOLOGICAL PREPARATIONS
chembl:CHEMBL3	0.01	#####	D03365	N07 OTHER NERVOUS SYSTEM DRUGS
chembl:CHEMBL10	0.01	16508157	D07520	C08 CALCIUM CHANNEL BLOCKERS
chembl:CHEMBL83	0.01	22931300	D08594	B01 ANTITHROMBOTIC AGENTS
chembl:CHEMBL11	0.01	22931300	D08070	N06 PSYCHOANALEPTICS
chembl:CHEMBL13	0.01		D00281	C02 ANTIHYPERTENSIVES
chembl:CHEMBL63	0.01		D08670	N06 PSYCHOANALEPTICS
chembl:CHEMBL79	0.01		D07668	A01 STOMATOLOGICAL PREPARATIONS
chembl:CHEMBL14	0.01		D02336	J01 ANTIBACTERIALS FOR SYSTEMIC USE

chembl:CHEMBL19	0.01		D01385	R03 DRUGS FOR OBSTRUCTIVE AIRWAY DISEASES
chembl:CHEMBL16	0.01	22931300	D00512	N03 ANTIEPILEPTICS
chembl:CHEMBL11	0.01		D10079	L01 ANTINEOPLASTIC AGENTS
chembl:CHEMBL82	0.01	22931300	D00248	L01 ANTINEOPLASTIC AGENTS
chembl:CHEMBL44	0.01		D08288	N06 PSYCHOANALEPTICS
chembl:CHEMBL17	0.01		D08267	M09 OTHER DRUGS FOR DISORDERS OF THE MUSCULO-S
chembl:CHEMBL12	0.01		D08458	C01 CARDIAC THERAPY
chembl:CHEMBL99	0.01		D08389	A02 DRUGS FOR ACID RELATED DISORDERS
chembl:CHEMBL14	0.01		D05700	C01 CARDIAC THERAPY
chembl:CHEMBL38	0.01	22931300	D00408	G03 SEX HORMONES AND MODULATORS OF THE GENITA
chembl:CHEMBL12	0.01		D07917	A02 DRUGS FOR ACID RELATED DISORDERS
chembl:CHEMBL63	0.01		D02910	C01 CARDIAC THERAPY
chembl:CHEMBL50	0.01	22281720	D00359	C10 LIPID MODIFYING AGENTS
chembl:CHEMBL12	0.01		C07849	A03 DRUGS FOR FUNCTIONAL GASTROINTESTINAL DISOR
chembl:CHEMBL17	0.01	22931300	D07555	C01 CARDIAC THERAPY
chembl:CHEMBL64	0.01	17986163	D00494	D04 ANTIPRURITICS, INCL. ANTIHISTAMINES, ANESTHETIC
chembl:CHEMBL19	0.01	22931300	D00455	A02 DRUGS FOR ACID RELATED DISORDERS
chembl:CHEMBL62	0.01		D08257	N06 PSYCHOANALEPTICS
chembl:CHEMBL46	0.01		D00456	A04 ANTIEMETICS AND ANTINAUSEANTS
chembl:CHEMBL72	0.01		D07977	N05 PSYCHOLEPTICS
chembl:CHEMBL37	0.01	22931300	D00211	J04 ANTIMYCOBACTERIALS
chembl:CHEMBL41	0.01		D00326	N06 PSYCHOANALEPTICS
chembl:CHEMBL87	0.01	22931300	D02373	M05 DRUGS FOR TREATMENT OF BONE DISEASES
chembl:CHEMBL57	0.01		D00435	J05 ANTIVIRALS FOR SYSTEMIC USE
chembl:CHEMBL47	0.01	22931300	D00288	L01 ANTINEOPLASTIC AGENTS
chembl:CHEMBL14	0.01	22931300	D00385	A01 STOMATOLOGICAL PREPARATIONS
chembl:CHEMBL11	0.01		D00228	N06 PSYCHOANALEPTICS
chembl:CHEMBL40	0.01	22931300	D00395	A10 DRUGS USED IN DIABETES
chembl:CHEMBL13	0.01	22931300	D04460	G03 SEX HORMONES AND MODULATORS OF THE GENITA
chembl:CHEMBL41	0.01		D07727	N06 PSYCHOANALEPTICS
chembl:CHEMBL19	0.01	22931300	D00214	L01 ANTINEOPLASTIC AGENTS
chembl:CHEMBL56	0.01	22931300	D01049	M01 ANTIINFLAMMATORY AND ANTIRHEUMATIC PRODU
chembl:CHEMBL14	0.01	22931300	D00289	G03 SEX HORMONES AND MODULATORS OF THE GENITA
chembl:CHEMBL52	0.01	21422192	D10208	N07 OTHER NERVOUS SYSTEM DRUGS
chembl:CHEMBL72	0.01		D07977	N05 PSYCHOLEPTICS
chembl:CHEMBL12	0.01		D08458	C01 CARDIAC THERAPY
chembl:CHEMBL31	0.01		D08684	R01 NASAL PREPARATIONS
chembl:CHEMBL29	0.01		D07978	N02 ANALGESICS
chembl:CHEMBL80	0.01	22931300	D00418	C02 ANTIHYPERTENSIVES
chembl:CHEMBL16	0.01		D05339	N05 PSYCHOLEPTICS
chembl:CHEMBL11	0.01		D00228	N06 PSYCHOANALEPTICS
chembl:CHEMBL10	0.01	25645282	D00570	M04 ANTIGOUT PREPARATIONS
chembl:CHEMBL54	0	24611668	D05158	C04 PERIPHERAL VASODILATORS
chembl:CHEMBL53	0	22931300	D03899	L01 ANTINEOPLASTIC AGENTS
chembl:CHEMBL93	0		D00302	B01 ANTITHROMBOTIC AGENTS
chembl:CHEMBL49	0		D02362	N06 PSYCHOANALEPTICS
chembl:CHEMBL10	0		D00282	A01 STOMATOLOGICAL PREPARATIONS

chembl:CHEMBL27	0		D01245	N05 PSYCHOLEPTICS
chembl:CHEMBL72	0		D00255	C07 BETA BLOCKING AGENTS
chembl:CHEMBL54	0		D00136	N05 PSYCHOLEPTICS
chembl:CHEMBL93	0		D01977	L01 ANTINEOPLASTIC AGENTS
chembl:CHEMBL16	0		D07875	D04 ANTIPRURITICS, INCL. ANTIHISTAMINES, ANESTHETIC
chembl:CHEMBL11	0		D07880	N06 PSYCHOANALEPTICS
chembl:CHEMBL6	0	22931300	D00141	C01 CARDIAC THERAPY
chembl:CHEMBL38	0	22931300	D00292	A01 STOMATOLOGICAL PREPARATIONS
chembl:CHEMBL14	0		D00436	P02 ANTHELMINTICS
chembl:CHEMBL38	0	26264914	D09317	N02 ANALGESICS
chembl:CHEMBL38	0		D07941	C04 PERIPHERAL VASODILATORS
chembl:CHEMBL18	0		D10223	L01 ANTINEOPLASTIC AGENTS
chembl:CHEMBL45	0	22931300	D08205	C02 ANTIHYPERTENSIVES
chembl:CHEMBL28	0		D04127	N07 OTHER NERVOUS SYSTEM DRUGS
chembl:CHEMBL11	0		D01164	N05 PSYCHOLEPTICS
chembl:CHEMBL48	0		D00355	A02 DRUGS FOR ACID RELATED DISORDERS
chembl:CHEMBL65	0		D00563	N06 PSYCHOANALEPTICS
chembl:CHEMBL15	0		D08449	R01 NASAL PREPARATIONS
chembl:CHEMBL52	0	22931300	D10449	A03 DRUGS FOR FUNCTIONAL GASTROINTESTINAL DISOR
chembl:CHEMBL44	0	22931300	D00125	L01 ANTINEOPLASTIC AGENTS
chembl:CHEMBL53	0		D07460	G04 UROLOGICALS
chembl:CHEMBL18	0		D02537	C01 CARDIAC THERAPY
chembl:CHEMBL14	0	17700359	D07474	C10 LIPID MODIFYING AGENTS
chembl:CHEMBL54	0		D07704	N06 PSYCHOANALEPTICS
chembl:CHEMBL79	0	10831022	D04999	N06 PSYCHOANALEPTICS
chembl:CHEMBL83	0		D08559	L02 ENDOCRINE THERAPY
chembl:CHEMBL16	0	6305526	D05932	L01 ANTINEOPLASTIC AGENTS
chembl:CHEMBL46	0		D02629	N05 PSYCHOLEPTICS
chembl:CHEMBL80	0	22931300	D00168	L01 ANTINEOPLASTIC AGENTS
chembl:CHEMBL42	0		D08636	N05 PSYCHOLEPTICS
chembl:CHEMBL85	0		D00426	N05 PSYCHOLEPTICS
chembl:CHEMBL34	0	22931300	D00142	L01 ANTINEOPLASTIC AGENTS
chembl:CHEMBL25	0	22931300	D00109	A01 STOMATOLOGICAL PREPARATIONS
chembl:CHEMBL22	0		D07983	C10 LIPID MODIFYING AGENTS
chembl:CHEMBL10	0	22931300	D08166	G03 SEX HORMONES AND MODULATORS OF THE GENITA
chembl:CHEMBL55	0	17575239	D07907	L01 ANTINEOPLASTIC AGENTS
chembl:CHEMBL47	0		D00336	A10 DRUGS USED IN DIABETES
chembl:CHEMBL88	0	22931300	D07760	L01 ANTINEOPLASTIC AGENTS
chembl:CHEMBL10	0	22931300	D00252	N03 ANTIEPILEPTICS
chembl:CHEMBL10	0	22931300	D10258	A10 DRUGS USED IN DIABETES
chembl:CHEMBL85	0		D00426	N05 PSYCHOLEPTICS
chembl:CHEMBL16	0	22931300	D00184	L04 IMMUNOSUPPRESSANTS
chembl:CHEMBL17	0		D07729	B01 ANTITHROMBOTIC AGENTS
chembl:CHEMBL19	0	22931300	C07FB02	C07 BETA BLOCKING AGENTS
chembl:CHEMBL12	0		D09999	N02 ANALGESICS
chembl:CHEMBL42	0		D00283	N05 PSYCHOLEPTICS
chembl:CHEMBL25	0		D00109	A01 STOMATOLOGICAL PREPARATIONS

chembl:CHEMBL19	0	26264914	D10915	N03 ANTIEPILEPTICS
chembl:CHEMBL74	0	22931300	D00354	N03 ANTIEPILEPTICS
chembl:CHEMBL49	0		D08217	C08 CALCIUM CHANNEL BLOCKERS
chembl:CHEMBL59	0		D02335	B02 ANTIHEMORRHAGICS
chembl:CHEMBL19	0		D07913	N06 PSYCHOANALEPTICS
chembl:CHEMBL76	265.09		D00344	J01 ANTIBACTERIALS FOR SYSTEMIC USE
chembl:CHEMBL76	265.09		D00344	J01 ANTIBACTERIALS FOR SYSTEMIC USE
chembl:CHEMBL76	265.09		D00344	J01 ANTIBACTERIALS FOR SYSTEMIC USE
chembl:CHEMBL76	265.09	#####	D00344	J01 ANTIBACTERIALS FOR SYSTEMIC USE
chembl:CHEMBL12	18.94		D00344	J01 ANTIBACTERIALS FOR SYSTEMIC USE
chembl:CHEMBL38	0.44	9806799	D00292	A01 STOMATOLOGICAL PREPARATIONS
wikidata:Q208017	0.17	#####	D00748	L03 IMMUNOSTIMULANTS
chembl:CHEMBL14	0.16		D03658	L01 ANTINEOPLASTIC AGENTS
chembl:CHEMBL14	0.16		D03658	L01 ANTINEOPLASTIC AGENTS
chembl:CHEMBL14	0.16		D03658	L01 ANTINEOPLASTIC AGENTS
chembl:CHEMBL14	0.16		D03658	L01 ANTINEOPLASTIC AGENTS
chembl:CHEMBL14	0.16	#####	D03658	L01 ANTINEOPLASTIC AGENTS
chembl:CHEMBL37	0.1		D10893	L01 ANTINEOPLASTIC AGENTS
chembl:CHEMBL50	0.07		D10481	L01 ANTINEOPLASTIC AGENTS
chembl:CHEMBL18	0.06		D10223	L01 ANTINEOPLASTIC AGENTS
chembl:CHEMBL28	0.06		D03252	L01 ANTINEOPLASTIC AGENTS
chembl:CHEMBL24	0.03		D06407	L01 ANTINEOPLASTIC AGENTS
chembl:CHEMBL49	0.03		D08881	L01 ANTINEOPLASTIC AGENTS
chembl:CHEMBL47	0.03		D05380	L01 ANTINEOPLASTIC AGENTS
chembl:CHEMBL19	0.02		D10926	L01 ANTINEOPLASTIC AGENTS
chembl:CHEMBL21	0.01	26516587	D09347	B02 ANTIHEMORRHAGICS
chembl:CHEMBL12	2.15		D08964	N03 ANTIEPILEPTICS
chembl:CHEMBL12	2.15	21635236	D08964	N03 ANTIEPILEPTICS
chembl:CHEMBL12	2.15		D08964	N03 ANTIEPILEPTICS
chembl:CHEMBL12	2.15		D08964	N03 ANTIEPILEPTICS
chembl:CHEMBL61	2.15	#####	NA	NA
chembl:CHEMBL61	2.15		NA	NA
chembl:CHEMBL36	1.29	20163115	D01914	N06 PSYCHOANALEPTICS
chembl:CHEMBL36	1.29		D01914	N06 PSYCHOANALEPTICS
chembl:CHEMBL12	0.86	19704408	D02575	N06 PSYCHOANALEPTICS
chembl:CHEMBL13	0.86		NA	NA
chembl:CHEMBL13	0.86		NA	NA
chembl:CHEMBL14	0.52		NA	NA
chembl:CHEMBL14	0.52		NA	NA
chembl:CHEMBL14	0.52		NA	NA
chembl:CHEMBL11	0.43		NA	NA
chembl:CHEMBL12	0.43		NA	NA
chembl:CHEMBL39	0.43		NA	NA
chembl:CHEMBL37	0.43		NA	NA
chembl:CHEMBL39	0.43		NA	NA
chembl:CHEMBL37	0.43		NA	NA
chembl:CHEMBL39	0.43		NA	NA

chembl:CHEMBL37	0.43		NA	NA
chembl:CHEMBL12	0.43		NA	NA
chembl:CHEMBL12	0.34		D00546	N01 ANESTHETICS
chembl:CHEMBL12	0.34		D00546	N01 ANESTHETICS
chembl:CHEMBL12	0.34	#####	D00546	N01 ANESTHETICS
chembl:CHEMBL21	0.34		NA	NA
chembl:CHEMBL12	0.3		D00547	N01 ANESTHETICS
chembl:CHEMBL12	0.3	7509043	D00547	N01 ANESTHETICS
chembl:CHEMBL12	0.3		D00547	N01 ANESTHETICS
chembl:CHEMBL44	0.29	#####	NA	NA
chembl:CHEMBL12	0.26		D00545	N01 ANESTHETICS
chembl:CHEMBL12	0.26	#####	D00545	N01 ANESTHETICS
chembl:CHEMBL12	0.26		D00545	N01 ANESTHETICS
chembl:CHEMBL13	0.26	#####	D00544	N02 ANALGESICS
chembl:CHEMBL12	0.25	16037950	D02056	A12 MINERAL SUPPLEMENTS
chembl:CHEMBL21	0.23	20592726	D02997	L01 ANTINEOPLASTIC AGENTS
chembl:CHEMBL22	0.23		NA	NA
chembl:CHEMBL22	0.23		NA	NA
chembl:CHEMBL36	0.19		D01883	N06 PSYCHOANALEPTICS
chembl:CHEMBL61	0.17		D01256	C03 DIURETICS
chembl:CHEMBL57	0.16	#####	D07539	A09 DIGESTIVES, INCL. ENZYMES
chembl:CHEMBL12	0.15		D00543	N01 ANESTHETICS
chembl:CHEMBL12	0.15		D00543	N01 ANESTHETICS
chembl:CHEMBL74	0.13	#####	D00354	N03 ANTIEPILEPTICS
chembl:CHEMBL29	0.12		NA	NA
chembl:CHEMBL54	0.09	8843098	D00136	N05 PSYCHOLEPTICS
chembl:CHEMBL40	0.09		D00506	N03 ANTIEPILEPTICS
chembl:CHEMBL40	0.09		D00506	N03 ANTIEPILEPTICS
chembl:CHEMBL54	0.09	27023437	D00136	N05 PSYCHOLEPTICS
chembl:CHEMBL22	0.04		D00537	N03 ANTIEPILEPTICS
chembl:CHEMBL54	0.03	19270242	D05158	C04 PERIPHERAL VASODILATORS
chembl:CHEMBL12	2.15		D08964	N03 ANTIEPILEPTICS
chembl:CHEMBL12	2.15	21635236	D08964	N03 ANTIEPILEPTICS
chembl:CHEMBL12	2.15		D08964	N03 ANTIEPILEPTICS
chembl:CHEMBL12	2.15		D08964	N03 ANTIEPILEPTICS
chembl:CHEMBL36	1.29	20163115	D01914	N06 PSYCHOANALEPTICS
chembl:CHEMBL36	1.29		D01914	N06 PSYCHOANALEPTICS
chembl:CHEMBL12	0.86	19704408	D02575	N06 PSYCHOANALEPTICS
chembl:CHEMBL12	0.34		D00546	N01 ANESTHETICS
chembl:CHEMBL12	0.34		D00546	N01 ANESTHETICS
chembl:CHEMBL12	0.34	#####	D00546	N01 ANESTHETICS
chembl:CHEMBL12	0.3		D00547	N01 ANESTHETICS
chembl:CHEMBL12	0.3	7509043	D00547	N01 ANESTHETICS
chembl:CHEMBL12	0.3		D00547	N01 ANESTHETICS
chembl:CHEMBL12	0.26		D00545	N01 ANESTHETICS
chembl:CHEMBL12	0.26	#####	D00545	N01 ANESTHETICS
chembl:CHEMBL12	0.26		D00545	N01 ANESTHETICS

chembl:CHEMBL13	0.26	#####	D00544	N02 ANALGESICS
chembl:CHEMBL12	0.25	16037950	D02056	A12 MINERAL SUPPLEMENTS
chembl:CHEMBL21	0.23	20592726	D02997	L01 ANTINEOPLASTIC AGENTS
chembl:CHEMBL36	0.19		D01883	N06 PSYCHOANALEPTICS
chembl:CHEMBL61	0.17		D01256	C03 DIURETICS
chembl:CHEMBL57	0.16	#####	D07539	A09 DIGESTIVES, INCL. ENZYMES
chembl:CHEMBL12	0.15		D00543	N01 ANESTHETICS
chembl:CHEMBL12	0.15		D00543	N01 ANESTHETICS
chembl:CHEMBL74	0.13	#####	D00354	N03 ANTIEPILEPTICS
chembl:CHEMBL54	0.09	8843098	D00136	N05 PSYCHOLEPTICS
chembl:CHEMBL40	0.09		D00506	N03 ANTIEPILEPTICS
chembl:CHEMBL40	0.09		D00506	N03 ANTIEPILEPTICS
chembl:CHEMBL54	0.09	27023437	D00136	N05 PSYCHOLEPTICS
chembl:CHEMBL22	0.04		D00537	N03 ANTIEPILEPTICS
chembl:CHEMBL54	0.03	19270242	D05158	C04 PERIPHERAL VASODILATORS
chembl:CHEMBL13	1.78		D02358	C07 BETA BLOCKING AGENTS
chembl:CHEMBL60	1.01		NA	NA
chembl:CHEMBL24	0.84	22949529	D00235	C07 BETA BLOCKING AGENTS
chembl:CHEMBL69	0.57	22949529	D02356	C08 CALCIUM CHANNEL BLOCKERS
chembl:CHEMBL13	1.78		D02358	C07 BETA BLOCKING AGENTS
chembl:CHEMBL24	0.84	22949529	D00235	C07 BETA BLOCKING AGENTS
chembl:CHEMBL69	0.57	22949529	D02356	C08 CALCIUM CHANNEL BLOCKERS
chembl:CHEMBL68	8.52		D02922	P01 ANTIPROTOZOALS
chembl:CHEMBL68	8.52	#####	D02922	P01 ANTIPROTOZOALS
chembl:CHEMBL48	1.58	22494098	D07144	B01 ANTITHROMBOTIC AGENTS
chembl:CHEMBL65	0.89		D00300	D04 ANTIPRURITICS, INCL. ANTIHISTAMINES, ANESTHETIC
chembl:CHEMBL25	0.19	19178400	D00109	A01 STOMATOLOGICAL PREPARATIONS
chembl:CHEMBL17	8.42	#####	D07873	R07 OTHER RESPIRATORY SYSTEM PRODUCTS
chembl:CHEMBL12	3.16		D07873	R07 OTHER RESPIRATORY SYSTEM PRODUCTS
chembl:CHEMBL10	1.4	31327267	D00522	C09 AGENTS ACTING ON THE RENIN-ANGIOTENSIN SYSTE
chembl:CHEMBL93	0.73		D00542	N01 ANESTHETICS
chembl:CHEMBL93	0.73	#####	D00542	N01 ANESTHETICS
chembl:CHEMBL93	0.73		D00542	N01 ANESTHETICS
chembl:CHEMBL15	0.39		NA	NA
chembl:CHEMBL12	0.21		D00546	N01 ANESTHETICS
chembl:CHEMBL12	0.19		D00543	N01 ANESTHETICS
chembl:CHEMBL12	0.19		D00547	N01 ANESTHETICS
chembl:CHEMBL12	0.19		D00545	N01 ANESTHETICS
chembl:CHEMBL95	0.27		NA	NA
chembl:CHEMBL15	0.24		NA	NA
chembl:CHEMBL35	0.13		NA	NA
chembl:CHEMBL15	0.11		NA	NA
chembl:CHEMBL36	0.08		NA	NA
chembl:CHEMBL10	0.07		NA	NA
chembl:CHEMBL27	0.06		NA	NA
chembl:CHEMBL54	0.05		NA	NA
chembl:CHEMBL48	0.05		NA	NA

chembl:CHEMBL49	0.04		NA	NA
chembl:CHEMBL59	0.04		D07907	L01 ANTINEOPLASTIC AGENTS
chembl:CHEMBL49	0.04		D08881	L01 ANTINEOPLASTIC AGENTS
chembl:CHEMBL29	0.04		NA	NA
chembl:CHEMBL37	0.04		NA	NA
chembl:CHEMBL50	0.04		NA	NA
chembl:CHEMBL57	0.03		NA	NA
chembl:CHEMBL22	0.03		NA	NA
chembl:CHEMBL56	0.03		NA	NA
chembl:CHEMBL22	0.03		NA	NA
chembl:CHEMBL19	0.03		NA	NA
chembl:CHEMBL93	0.03		D01977	L01 ANTINEOPLASTIC AGENTS
chembl:CHEMBL19	0.02		NA	NA
chembl:CHEMBL10	0.02		NA	NA
chembl:CHEMBL52	0.02		NA	NA
chembl:CHEMBL14	0.02		D03658	L01 ANTINEOPLASTIC AGENTS
chembl:CHEMBL13	0.02		D08524	L01 ANTINEOPLASTIC AGENTS
chembl:CHEMBL50	0.02		NA	NA
chembl:CHEMBL19	0.02		NA	NA
chembl:CHEMBL17	0.02		NA	NA
chembl:CHEMBL21	0.01	26516587	D09347	B02 ANTIHEMORRHAGICS
chembl:CHEMBL59	0.04		D07907	L01 ANTINEOPLASTIC AGENTS
chembl:CHEMBL49	0.04		D08881	L01 ANTINEOPLASTIC AGENTS
chembl:CHEMBL93	0.03		D01977	L01 ANTINEOPLASTIC AGENTS
chembl:CHEMBL14	0.02		D03658	L01 ANTINEOPLASTIC AGENTS
chembl:CHEMBL13	0.02		D08524	L01 ANTINEOPLASTIC AGENTS
chembl:CHEMBL21	0.01	26516587	D09347	B02 ANTIHEMORRHAGICS
chembl:CHEMBL23	1.05		NA	NA
chembl:CHEMBL39	0.53		NA	NA
chembl:CHEMBL39	0.53		NA	NA
chembl:CHEMBL29	0.35		NA	NA
chembl:CHEMBL46	0.35		NA	NA
chembl:CHEMBL57	0.32	19778024	NA	NA
chembl:CHEMBL18	0.3		NA	NA
chembl:CHEMBL18	0.3		NA	NA
chembl:CHEMBL39	0.26		NA	NA
chembl:CHEMBL12	0.15		NA	NA
chembl:CHEMBL21	0.1		NA	NA
chembl:CHEMBL37	0.05		NA	NA
chembl:CHEMBL19	0.05		NA	NA
chembl:CHEMBL50	0.04		NA	NA
chembl:CHEMBL19	0.04		NA	NA
chembl:CHEMBL19	0.04		D10926	L01 ANTINEOPLASTIC AGENTS
chembl:CHEMBL49	0.04		NA	NA
chembl:CHEMBL56	0.04		NA	NA
chembl:CHEMBL18	0.04		D10372	L01 ANTINEOPLASTIC AGENTS
chembl:CHEMBL49	0.04		D08881	L01 ANTINEOPLASTIC AGENTS

chembl:CHEMBL22	0.03		NA	NA
chembl:CHEMBL57	0.03		NA	NA
chembl:CHEMBL19	0.02		NA	NA
chembl:CHEMBL50	0.02		NA	NA
chembl:CHEMBL19	0.02		NA	NA
chembl:CHEMBL52	0.02		NA	NA
chembl:CHEMBL10	0.02		NA	NA
chembl:CHEMBL19	0.02		NA	NA
chembl:CHEMBL21	0.01	26516587	D09347	B02 ANTIHEMORRHAGICS
chembl:CHEMBL19	0.04		D10926	L01 ANTINEOPLASTIC AGENTS
chembl:CHEMBL18	0.04		D10372	L01 ANTINEOPLASTIC AGENTS
chembl:CHEMBL49	0.04		D08881	L01 ANTINEOPLASTIC AGENTS
chembl:CHEMBL21	0.01	26516587	D09347	B02 ANTIHEMORRHAGICS
chembl:CHEMBL39	50.78		D07064	B01 ANTITHROMBOTIC AGENTS
chembl:CHEMBL39	50.78		D07064	B01 ANTITHROMBOTIC AGENTS
chembl:CHEMBL39	50.78	#####	D07064	B01 ANTITHROMBOTIC AGENTS
chembl:CHEMBL39	50.78	22920394,264	D07064	B01 ANTITHROMBOTIC AGENTS
chembl:CHEMBL39	50.78		D07064	B01 ANTITHROMBOTIC AGENTS
chembl:CHEMBL14	39.84		D05457	B01 ANTITHROMBOTIC AGENTS
chembl:CHEMBL14	39.84		D05457	B01 ANTITHROMBOTIC AGENTS
chembl:CHEMBL14	39.84	#####	D05457	B01 ANTITHROMBOTIC AGENTS
chembl:CHEMBL14	39.84		D05457	B01 ANTITHROMBOTIC AGENTS
chembl:CHEMBL14	39.84	22920394,264	D05457	B01 ANTITHROMBOTIC AGENTS
chembl:CHEMBL14	39.84		D05457	B01 ANTITHROMBOTIC AGENTS
chembl:CHEMBL14	39.84		D05457	B01 ANTITHROMBOTIC AGENTS
chembl:CHEMBL71	25.82	#####	D08354	B01 ANTITHROMBOTIC AGENTS
chembl:CHEMBL71	25.82		D08354	B01 ANTITHROMBOTIC AGENTS
chembl:CHEMBL71	25.82		D08354	B01 ANTITHROMBOTIC AGENTS
chembl:CHEMBL71	25.82		D08354	B01 ANTITHROMBOTIC AGENTS
chembl:CHEMBL71	25.82		D08354	B01 ANTITHROMBOTIC AGENTS
chembl:CHEMBL71	25.82		D08354	B01 ANTITHROMBOTIC AGENTS
chembl:CHEMBL14	23.31		D08682	B01 ANTITHROMBOTIC AGENTS
chembl:CHEMBL14	23.31		D08682	B01 ANTITHROMBOTIC AGENTS
chembl:CHEMBL14	23.31		D08682	B01 ANTITHROMBOTIC AGENTS
chembl:CHEMBL14	23.31		D08682	B01 ANTITHROMBOTIC AGENTS
chembl:CHEMBL14	23.31	20072124,211	D08682	B01 ANTITHROMBOTIC AGENTS
chembl:CHEMBL14	23.31	#####	D08682	B01 ANTITHROMBOTIC AGENTS
chembl:CHEMBL24	10.33	21883387	D07969	B01 ANTITHROMBOTIC AGENTS
chembl:CHEMBL14	6.46		D03798	B01 ANTITHROMBOTIC AGENTS
chembl:CHEMBL14	6.46	#####	D03798	B01 ANTITHROMBOTIC AGENTS
chembl:CHEMBL14	6.46		D03798	B01 ANTITHROMBOTIC AGENTS
chembl:CHEMBL14	6.46		D03798	B01 ANTITHROMBOTIC AGENTS
chembl:CHEMBL14	6.46		D03798	B01 ANTITHROMBOTIC AGENTS
chembl:CHEMBL14	6.46		D03798	B01 ANTITHROMBOTIC AGENTS
chembl:CHEMBL14	6.46		D03798	B01 ANTITHROMBOTIC AGENTS
chembl:CHEMBL12	5.16		D08682	B01 ANTITHROMBOTIC AGENTS
chembl:CHEMBL12	2.58		D08682	B01 ANTITHROMBOTIC AGENTS

chembl:CHEMBL59	1.25		D02335	B02 ANTIHEMORRHAGICS
chembl:CHEMBL59	1.25	#####	D02335	B02 ANTIHEMORRHAGICS
chembl:CHEMBL59	1.25		D02335	B02 ANTIHEMORRHAGICS
chembl:CHEMBL70	0.43		D02815	D11 OTHER DERMATOLOGICAL PREPARATIONS
chembl:CHEMBL60	56.81	24915143	C01496	C01 CARDIAC THERAPY
chembl:CHEMBL21	0.03	26516587	D09347	B02 ANTIHEMORRHAGICS
chembl:CHEMBL14	2.37	21386754	D07661	C10 LIPID MODIFYING AGENTS
chembl:CHEMBL21	1.58		NA	NA
chembl:CHEMBL69	1.09	#####	D00551	C05 VASOPROTECTIVES
chembl:CHEMBL69	0.95	25274603	D07962	C01 CARDIAC THERAPY
chembl:CHEMBL12	0.53		D02347	M03 MUSCLE RELAXANTS
chembl:CHEMBL56	0.36		D08422	C05 VASOPROTECTIVES
chembl:CHEMBL10	0.25	#####	D10258	A10 DRUGS USED IN DIABETES
chembl:CHEMBL14	0.22	#####	D07474	C10 LIPID MODIFYING AGENTS
chembl:CHEMBL72	0.15		D00255	C07 BETA BLOCKING AGENTS
chembl:CHEMBL11	0.13		D04044	N02 ANALGESICS
chembl:CHEMBL26	0.12		D00808	P01 ANTIPROTOZOALS
chembl:CHEMBL14	0.08		D00045	C01 CARDIAC THERAPY
chembl:CHEMBL49	0.33		D00859	D08 ANTISEPTICS AND DISINFECTANTS
chembl:CHEMBL17	2.84	11413081	NA	NA
chembl:CHEMBL18	1.42	16322528	D00333	J05 ANTIVIRALS FOR SYSTEMIC USE
chembl:CHEMBL12	1.14	3021887	NA	NA
chembl:CHEMBL39	0.95	29432897	D07064	B01 ANTITHROMBOTIC AGENTS
chembl:CHEMBL19	0.47	12827021	D00523	C09 AGENTS ACTING ON THE RENIN-ANGIOTENSIN SYSTEM
chembl:CHEMBL16	0.43	#####	D00427	J05 ANTIVIRALS FOR SYSTEMIC USE
chembl:CHEMBL22	0.39	#####	D07983	C10 LIPID MODIFYING AGENTS
chembl:CHEMBL58	0.25	15699298	D00365	N05 PSYCHOLEPTICS
chembl:CHEMBL14	0.25	9150415	D00385	A01 STOMATOLOGICAL PREPARATIONS
chembl:CHEMBL11	0.24	#####	D08410	C10 LIPID MODIFYING AGENTS
chembl:CHEMBL14	0.23	#####	D08682	B01 ANTITHROMBOTIC AGENTS
chembl:CHEMBL14	0.22	#####	D07474	C10 LIPID MODIFYING AGENTS
chembl:CHEMBL63	0.18	3185288	C07370	A07 ANTIDIARRHEALS, INTESTINAL ANTIINFLAMMATORY,
chembl:CHEMBL67	0.18	12042669	D00565	C10 LIPID MODIFYING AGENTS
chembl:CHEMBL40	0.17	15057551	D00395	A10 DRUGS USED IN DIABETES
chembl:CHEMBL38	0.11	11948667	NA	NA
chembl:CHEMBL10	0.1	10736278	D10258	A10 DRUGS USED IN DIABETES
chembl:CHEMBL12	0.06	26117305	D02058	B05 BLOOD SUBSTITUTES AND PERFUSION SOLUTIONS
chembl:CHEMBL45	0.04	23896426	D08205	C02 ANTIHYPERTENSIVES
chembl:CHEMBL55	0.04	24971061	D02159	D01 ANTIFUNGALS FOR DERMATOLOGICAL USE
chembl:CHEMBL12	0.59	#####	D02058	B05 BLOOD SUBSTITUTES AND PERFUSION SOLUTIONS
chembl:CHEMBL42	0.47	27396837	D00283	N05 PSYCHOLEPTICS
chembl:CHEMBL45	0.24	23896426	D08205	C02 ANTIHYPERTENSIVES
chembl:CHEMBL12	0.88	#####	D02058	B05 BLOOD SUBSTITUTES AND PERFUSION SOLUTIONS
chembl:CHEMBL45	0.36	23896426	D08205	C02 ANTIHYPERTENSIVES
chembl:CHEMBL21	0.36		D06652	C01 CARDIAC THERAPY
chembl:CHEMBL12	0.36		NA	NA
chembl:CHEMBL28	0.33		D04127	N07 OTHER NERVOUS SYSTEM DRUGS

chembl:CHEMBL21	0.28		NA	NA	
chembl:CHEMBL12	26.22	#####	V06CA	V06 GENERAL NUTRIENTS	
chembl:CHEMBL41	0.63		D07901	L01 ANTINEOPLASTIC AGENTS	
chembl:CHEMBL88	0.24		D07760	L01 ANTINEOPLASTIC AGENTS	
chembl:CHEMBL18	0.18		D00584	L01 ANTINEOPLASTIC AGENTS	
chembl:CHEMBL14	1.25	23315321	D00296	J05 ANTIVIRALS FOR SYSTEMIC USE	
chembl:CHEMBL14	1.13	15990089	D04931	L01 ANTINEOPLASTIC AGENTS	
chembl:CHEMBL14	1.13	#####	D04931	L01 ANTINEOPLASTIC AGENTS	
chembl:CHEMBL72	0.94	#####	D08603	L01 ANTINEOPLASTIC AGENTS	
chembl:CHEMBL14	0.43	#####	D00045	C01 CARDIAC THERAPY	
chembl:CHEMBL88	0.3	#####	D02368	L01 ANTINEOPLASTIC AGENTS	
chembl:CHEMBL80	0.19		D00168	L01 ANTINEOPLASTIC AGENTS	
chembl:CHEMBL17	2.52	29301960	D04603	L01 ANTINEOPLASTIC AGENTS	
chembl:CHEMBL33	2.1	29301960	D10808	L01 ANTINEOPLASTIC AGENTS	
chembl:CHEMBL21	1.26	#####	D10316	L01 ANTINEOPLASTIC AGENTS	
chembl:CHEMBL37	0.97	29301960	D10773	L01 ANTINEOPLASTIC AGENTS	
chembl:CHEMBL31	0.57	29301960	D10574	L01 ANTINEOPLASTIC AGENTS	
chembl:CHEMBL19	0.46	27751729	D02714	L01 ANTINEOPLASTIC AGENTS	
chembl:CHEMBL19	0.46		D02714	L01 ANTINEOPLASTIC AGENTS	
chembl:CHEMBL66	0.42	22137933	D00225	N05 PSYCHOLEPTICS	
chembl:CHEMBL64	0.42	22137933	D00387	N05 PSYCHOLEPTICS	
chembl:CHEMBL53	0.29	27751729	D08552	L01 ANTINEOPLASTIC AGENTS	

gene_clair	descriptio	druggal	small_	bio_dru	adme_gene	interactio	interactor	drug_claim_name
PPARD	peroxisom	Tier 1	Y	N	Y	DTC		MOSAPRAMINE
PPARD	peroxisom	Tier 1	Y	N	Y	DTC		PROGLUMETACIN
PPARD	peroxisom	Tier 1	Y	N	Y	DTC		TROVAFLOXACIN MES
PPARD	peroxisom	Tier 1	Y	N	Y	DTC		EMETINE DIHYDROCHI
PPARD	peroxisom	Tier 1	Y	N	Y	DTC		SERATRODAST
PPARD	peroxisom	Tier 1	Y	N	Y	DTC		CINACALCET HYDROCH
BE000100	peroxisom	Tier 1	Y	N	Y	DrugBank	agonist	DB01393
PPARD	peroxisom	Tier 1	Y	N	Y	DTC		BEZAFIBRATE
PPARD	peroxisom	Tier 1	Y	N	Y	DTC		PENFLURIDOL
PPARD	peroxisom	Tier 1	Y	N	Y	DTC		BAZEDOXIFENE ACETA
PPARD	peroxisom	Tier 1	Y	N	Y	DTC		ROSIGLITAZONE MALE
PPARD	peroxisom	Tier 1	Y	N	Y	DTC		PROPRANOLOL HYDR
BE000100	peroxisom	Tier 1	Y	N	Y	DrugBank	negative m	DB00605
PPARD	peroxisom	Tier 1	Y	N	Y	DTC		DESLORATADINE
PPARD	peroxisom	Tier 1	Y	N	Y	DTC		IDEBENONE
BE000100	peroxisom	Tier 1	Y	N	Y	DrugBank	agonist	DB00374
PPARD	peroxisom	Tier 1	Y	N	Y	DTC		HYMECROMONE
PPARD	peroxisom	Tier 1	Y	N	Y	DTC		ISOCONAZOLE
PPARD	peroxisom	Tier 1	Y	N	Y	DTC		HYDRALAZINE HYDRO
PPARD	peroxisom	Tier 1	Y	N	Y	DTC		FLUOXETINE HYDROCH
PPARD	peroxisom	Tier 1	Y	N	Y	DTC		PROMETHAZINE HYDR
PPARD	peroxisom	Tier 1	Y	N	Y	DTC		BIFONAZOLE
BE000100	peroxisom	Tier 1	Y	N	Y	DrugBank	agonist	DB09462
PPARD	peroxisom	Tier 1	Y	N	Y	DTC		IDARUBICIN HYDROCH
PPARD	peroxisom	Tier 1	Y	N	Y	DTC		ASTEMIZOLE
PPARD	peroxisom	Tier 1	Y	N	Y	DTC		NITROXOLINE
PPARD	peroxisom	Tier 1	Y	N	Y	DTC		DICHLOROPHEN
PPARD	peroxisom	Tier 1	Y	N	Y	DTC		FLUSPIRILENE
PPARD	peroxisom	Tier 1	Y	N	Y	DTC		TRIAMTERENE
PPARD	peroxisom	Tier 1	Y	N	Y	DTC		TAMOXIFEN CITRATE
PPARD	peroxisom	Tier 1	Y	N	Y	DTC		CHLORPROMAZINE HY
BE000100	peroxisom	Tier 1	Y	N	Y	DrugBank		DB00197
PPARD	peroxisom	Tier 1	Y	N	Y	DTC		DACTINOMYCIN
PPARD	peroxisom	Tier 1	Y	N	Y	DTC		RALOXIFENE HYDROCH
PPARD	peroxisom	Tier 1	Y	N	Y	PharmGKB		thalidomide
PPARD	peroxisom	Tier 1	Y	N	Y	DTC		THIORIDAZINE
PPARD	peroxisom	Tier 1	Y	N	Y	DTC		BITHIONOL
PPARD	peroxisom	Tier 1	Y	N	Y	DTC		CLOMIPRAMINE
PPARD	peroxisom	Tier 1	Y	N	Y	DTC		CHLORHEXIDINE
BE000100	peroxisom	Tier 1	Y	N	Y	DrugBank		DB00412
PPARD	peroxisom	Tier 1	Y	N	Y	DTC		CLOTRIMAZOLE
PPARD	peroxisom	Tier 1	Y	N	Y	NCI		ETHANOL
PPARD	peroxisom	Tier 1	Y	N	Y	DTC		PIMOZIDE

PPARD	peroxisom Tier 1	Y	N	Y	DTC	MITOXANTRONE DIHY
PPARD	peroxisom Tier 1	Y	N	Y	NCI	ATORVASTATIN
PPARD	peroxisom Tier 1	Y	N	Y	DTC	PAZOPANIB
PPARD	peroxisom Tier 1	Y	N	Y	DTC	DISULFIRAM
PPARD	peroxisom Tier 1	Y	N	Y	DTC	DOXORUBICIN HYDRO
5467	peroxisom Tier 1	Y	N	Y	GuideToPr agonist	135651435
PPARD	peroxisom Tier 1	Y	N	Y	DTC	HEXACHLOROPHENE
PPARD	peroxisom Tier 1	Y	N	Y	DTC	MENADIONE
PPARD	peroxisom Tier 1	Y	N	Y	PharmGKB	docetaxel
PPARD	peroxisom Tier 1	Y	N	Y	DTC	DASATINIB
DERS						

ICTS

CS, ETC.

DERS

/ANTIINFECTIVE AGENTS

CS, ETC.

ICTS

CS, ETC.

L SYSTEM
NS

DERS

NS

DERS

DERS

ICTS
/ANTIINFECTIVE AGENTS

ICTS

CS, ETC.

CS, ETC.

/ANTIINFECTIVE AGENTS

DERS

L SYSTEM
NS

ICTS

L SYSTEM

ICTS

L SYSTEM

/ANTIINFECTIVE AGENTS

ICTS

CS, ETC.

DERS

/ANTIINFECTIVE AGENTS

/ANTIINFECTIVE AGENTS

L SYSTEM

DERS
DERS

/ANTIINFECTIVE AGENTS

NALOGUES

ATOLOGICAL USE

KELETAL SYSTEM

L SYSTEM

DERS

CS, ETC.

L SYSTEM

ICTS

L SYSTEM

CS, ETC.

DERS

L SYSTEM

CS, ETC.

.M

M

/ANTIINFECTIVE AGENTS

African Americans

drug_claim_prim	drug_name	drug_concept_id	interaction_PMIDs	atc
MOSAPRAMINE	MOSAPRAMINE	chembl:CHEMBL2	0.39	D08235
PROGLUMETACIN	PROGLUMETACIN	chembl:CHEMBL2	0.39	D08427
TROVAFLOXACIN	TROVAFLOXACIN ME	chembl:CHEMBL1	0.2	D08654
EMETINE DIHYDR	EMETINE HYDROCHL	chembl:CHEMBL4	0.2	C09421
SERATRODAST	SERATRODAST	chembl:CHEMBL7	0.2	D01123
CINACALCET HYD	CINACALCET HYDROC	chembl:CHEMBL1	0.2	D03504
Bezafibrate	BEZAFIBRATE	chembl:CHEMBL2	0.17 16168052	D01366
BEZAFIBRATE	BEZAFIBRATE	chembl:CHEMBL2	0.17	D01366
PENFLURIDOL	PENFLURIDOL	chembl:CHEMBL4	0.13	D02630
BAZEDOXIFENE A	BAZEDOXIFENE ACET.	chembl:CHEMBL2	0.13	D10579
ROSIGLITAZONE	ROSIGLITAZONE MAL	chembl:CHEMBL8	0.13	D10244
PROPRANOLOL H	PROPRANOLOL HYDR	chembl:CHEMBL1	0.13	D08443
Sulindac	SULINDAC	chembl:CHEMBL1	0.11 16418176, D00120	
DESLORATADINE	DESLORATADINE	chembl:CHEMBL1	0.1	D10252
IDEBENONE	IDEBENONE	chembl:CHEMBL2	0.1	D01750
Treprostinil	TREPROSTINIL	chembl:CHEMBL1	0.09 16239641	D06213
HYMECROMONE	HYMECROMONE	chembl:CHEMBL1	0.08	D00170
ISOCONAZOLE	ISOCONAZOLE	chembl:CHEMBL1	0.08	D04624
HYDRALAZINE HY	HYDRALAZINE HYDRC	chembl:CHEMBL5	0.07	D04265
FLUOXETINE HYD	FLUOXETINE HYDROC	chembl:CHEMBL1	0.07	D00326
PROMETHAZINE	PROMETHAZINE HYD	chembl:CHEMBL1	0.05	D00494
BIFONAZOLE	BIFONAZOLE	chembl:CHEMBL2	0.04	D01775
Glycerin	GLYCERIN	chembl:CHEMBL6	0.04	D00028
IDARUBICIN HYD	IDARUBICIN HYDROC	chembl:CHEMBL1	0.03	D08062
ASTEMIZOLE	ASTEMIZOLE	chembl:CHEMBL2	0.03	D00234
NITROXOLINE	NITROXOLINE	chembl:CHEMBL1	0.03	D07245
DICHLOROPHEN	DICHLOROPHEN	chembl:CHEMBL3	0.02	C14292
FLUSPIRILENE	FLUSPIRILENE	chembl:CHEMBL4	0.02	D02629
TRIAMTERENE	TRIAMTERENE	chembl:CHEMBL5	0.02	D00386
TAMOXIFEN CITR.	TAMOXIFEN CITRATE	chembl:CHEMBL7	0.02	D08559
CHLORPROMAZIN	CHLORPROMAZINE H	chembl:CHEMBL1	0.02	D00270
Troglitazone	TROGLITAZONE	chembl:CHEMBL4	0.02 11779144	D00395
DACTINOMYCIN	DACTINOMYCIN	chembl:CHEMBL1	0.02	D00214
RALOXIFENE HYD	RALOXIFENE HYDROC	chembl:CHEMBL1	0.02	D08465
thalidomide	THALIDOMIDE	chembl:CHEMBL4	0.02 20038957	D00754
THIORIDAZINE	THIORIDAZINE	chembl:CHEMBL4	0.02	D00373
BITHIONOL	BITHIONOL	chembl:CHEMBL2	0.02	D00802
CLOMIPRAMINE	CLOMIPRAMINE	chembl:CHEMBL4	0.02	D07727
CHLORHEXIDINE	CHLORHEXIDINE	chembl:CHEMBL7	0.02	D07668
Rosiglitazone	ROSIGLITAZONE	chembl:CHEMBL1	0.02 11779144	D10244
CLOTRIMAZOLE	CLOTRIMAZOLE	chembl:CHEMBL1	0.01	D00282
ETHANOL	ALCOHOL	chembl:CHEMBL5	0.01 12641735	D05158
PIMOZIDE	PIMOZIDE	chembl:CHEMBL1	0.01	D00560

MITOXANTRONE	MITOXANTRONE HYD	chembl:CHEMBL1	0.01		D08224
ATORVASTATIN	ATORVASTATIN	chembl:CHEMBL1	0.01	16139565	D07474
PAZOPANIB	PAZOPANIB	chembl:CHEMBL4	0.01		D05380
DISULFIRAM	DISULFIRAM	chembl:CHEMBL5	0.01		D00131
DOXORUBICIN HYD	DOXORUBICIN HYDR	chembl:CHEMBL3	0.01		D03899
TRETINOIN	TRETINOIN	chembl:CHEMBL3	0.01		D00094
HEXACHLOROPHE	HEXACHLOROPHENE	chembl:CHEMBL4	0.01		D00859
MENADIONE	MENADIONE	chembl:CHEMBL5	0.01		D02335
docetaxel	DOCETAXEL	chembl:CHEMBL5	0.01	20038957	D07866
DASATINIB	DASATINIB	chembl:CHEMBL1	0		D03658

atc_class

N05 PSYCHOLEPTICS
M01 ANTIINFLAMMATORY AND ANTIRHEUMATIC PRODUCTS
J01 ANTIBACTERIALS FOR SYSTEMIC USE
P01 ANTIPROTOZOALS
R03 DRUGS FOR OBSTRUCTIVE AIRWAY DISEASES
H05 CALCIUM HOMEOSTASIS
C10 LIPID MODIFYING AGENTS
C10 LIPID MODIFYING AGENTS
N05 PSYCHOLEPTICS
G03 SEX HORMONES AND MODULATORS OF THE GENITAL SYSTEM
A10 DRUGS USED IN DIABETES
C07 BETA BLOCKING AGENTS
M01 ANTIINFLAMMATORY AND ANTIRHEUMATIC PRODUCTS
R01 NASAL PREPARATIONS
N06 PSYCHOANALEPTICS
B01 ANTITHROMBOTIC AGENTS
A05 BILE AND LIVER THERAPY
D01 ANTIFUNGALS FOR DERMATOLOGICAL USE
C02 ANTIHYPERTENSIVES
N06 PSYCHOANALEPTICS
D04 ANTIPRURITICS, INCL. ANTIHISTAMINES, ANESTHETICS, ETC.
D01 ANTIFUNGALS FOR DERMATOLOGICAL USE
A06 DRUGS FOR CONSTIPATION
L01 ANTINEOPLASTIC AGENTS
R06 ANTIHISTAMINES FOR SYSTEMIC USE
J01 ANTIBACTERIALS FOR SYSTEMIC USE
P02 ANTHELMINTICS
N05 PSYCHOLEPTICS
C03 DIURETICS
L02 ENDOCRINE THERAPY
N05 PSYCHOLEPTICS
A10 DRUGS USED IN DIABETES
L01 ANTINEOPLASTIC AGENTS
G03 SEX HORMONES AND MODULATORS OF THE GENITAL SYSTEM
L04 IMMUNOSUPPRESSANTS
N05 PSYCHOLEPTICS
D10 ANTI-ACNE PREPARATIONS
N06 PSYCHOANALEPTICS
A01 STOMATOLOGICAL PREPARATIONS
A10 DRUGS USED IN DIABETES
A01 STOMATOLOGICAL PREPARATIONS
C04 PERIPHERAL VASODILATORS
N05 PSYCHOLEPTICS

L01 ANTINEOPLASTIC AGENTS
C10 LIPID MODIFYING AGENTS
L01 ANTINEOPLASTIC AGENTS
N07 OTHER NERVOUS SYSTEM DRUGS
L01 ANTINEOPLASTIC AGENTS
D10 ANTI-ACNE PREPARATIONS
D08 ANTISEPTICS AND DISINFECTANTS
B02 ANTIHEMORRHAGICS
L01 ANTINEOPLASTIC AGENTS
L01 ANTINEOPLASTIC AGENTS