









STUDY PROTOCOL

Sociodemographic characteristics of community eye screening participants: protocol for cross-sectional equity analyses in Botswana, Kenya, and Nepal [version 1; peer review: awaiting peer review]

Luke N Allen ¹, Oathokwa Nkomazana ², Sailesh Kumar Mishra³, Bakgaki Ratshaa², Ari Ho-Foster², Hillary Rono ^{4,5}, Abhishek Roshan^{3,6}, David Macleod ⁷, Min Kim ⁷, Ana Patricia Marques⁷, Nigel Bolster^{4,7}, Matthew Burton ⁷, Michael Gichangi⁸, Sarah Karanja⁹, Andrew Bastawrous^{4,7}

¹Department of Clinical Research, London School of Hygiene & Tropical Medicine, London, UK

²Faculty of Medicine, University of Botswana, Gaborone, Botswana

³Nepal Netra Jyoti Sangh, Kathmandu, Nepal

⁴Peek Vision, Berkhamsted, UK

⁵Kitale County and Referral Hospital, Kitale, Kenya

⁶Sagarmatha Choudhary Eye Hospital, Lahan, Nepal

⁷International Centre for Eye Health, London School of Hygiene & Tropical Medicine, London, UK

⁸Ministry of Health, Nairobi, Kenya

⁹Kenya Medical Research Institute, Nairobi, Kenya

V1 First published: 04 May 2022, 7:144
<https://doi.org/10.12688/wellcomeopenres.17768.1>

Latest published: 04 May 2022, 7:144
<https://doi.org/10.12688/wellcomeopenres.17768.1>

Abstract

Background: Attendance rates for eye clinics are low across low- and middle-income countries (LMICs) and exhibit marked sociodemographic (SD) inequalities. We aimed to quantify the association between a range of SD domains and attendance rates from vision screening in programmes launching in Botswana, Kenya and Nepal.

Methods: We will develop a set of sociodemographic questions and introduce them into routine community-based eye screening programmes in Kenya, Botswana and Nepal, targeting children aged 5-18 years and adults. Our study design is a rolling survey, embedded within the Peek screening programme. The sociodemographic questions will be asked of 10% of all those presenting to be screened, and 100% of those identified with an eye problem. We will also collect data on whether people referred to ophthalmic clinic for treatment or further assessment attended, and we will use logistic regression to report odds ratios for this outcome (attendance) for each

Open Peer Review

Approval Status *AWAITING PEER REVIEW*

Any reports and responses or comments on the article can be found at the end of the article.

socioeconomic domain in each country. We hypothesise that attendance rates will be lowest among marginalised sociodemographic groups such as older, less educated, less wealthy women. To identify the most appropriate sociodemographic items we will perform a literature review, and then hold workshops with researchers, academics, programme implementers, and programme designers in each country to tailor the domains and response options to the national context. We will report outcome data at 6 and 12 months, identifying the groups facing the highest barriers to access.

Discussion: This low-risk, embedded, pragmatic, observational data collection will enable eye screening programme managers to accurately identify which sociodemographic groups are facing the highest systematic barriers to accessing care at any point in time. This information will be used to inform the development of service improvements to improve equity.

Keywords

sociodemographic, socioeconomic status, socioeconomic position, data collection, pragmatic research, embedded research, equity, global health, epidemiology, eye health, screening

Corresponding author: Luke N Allen (luke.allen@lshtm.ac.uk)

Author roles: **Allen LN:** Conceptualization, Formal Analysis, Investigation, Methodology, Project Administration, Supervision, Validation, Visualization, Writing – Original Draft Preparation, Writing – Review & Editing; **Nkomazana O:** Conceptualization, Methodology, Supervision, Writing – Review & Editing; **Kumar Mishra S:** Conceptualization, Methodology, Resources, Writing – Review & Editing; **Ratshaa B:** Methodology, Resources, Writing – Original Draft Preparation; **Ho-Foster A:** Conceptualization, Methodology, Resources, Writing – Review & Editing; **Rono H:** Conceptualization, Methodology, Resources, Writing – Review & Editing; **Roshan A:** Conceptualization, Methodology, Resources, Writing – Review & Editing; **Macleod D:** Conceptualization, Methodology, Resources, Supervision, Writing – Review & Editing; **Kim M:** Conceptualization, Methodology, Writing – Review & Editing; **Patricia Marques A:** Conceptualization, Investigation, Writing – Review & Editing; **Bolster N:** Conceptualization, Funding Acquisition, Methodology, Writing – Review & Editing; **Burton M:** Funding Acquisition, Methodology, Project Administration, Supervision, Writing – Review & Editing; **Gichangi M:** Conceptualization, Methodology, Project Administration, Supervision, Writing – Review & Editing; **Karanja S:** Methodology, Writing – Review & Editing; **Bastawrous A:** Conceptualization, Formal Analysis, Funding Acquisition, Methodology, Project Administration, Supervision, Writing – Review & Editing

Competing interests: No competing interests were disclosed.

Grant information: This work was supported by the Wellcome Trust [215633] and NIHR [grant no. 215633/Z/19/Z].
The funders had no role in study design, data collection and analysis, decision to publish, or preparation of the manuscript.

Copyright: © 2022 Allen LN *et al.* This is an open access article distributed under the terms of the [Creative Commons Attribution License](#), which permits unrestricted use, distribution, and reproduction in any medium, provided the original work is properly cited.

How to cite this article: Allen LN, Nkomazana O, Kumar Mishra S *et al.* **Sociodemographic characteristics of community eye screening participants: protocol for cross-sectional equity analyses in Botswana, Kenya, and Nepal [version 1; peer review: awaiting peer review]** Wellcome Open Research 2022, 7:144 <https://doi.org/10.12688/wellcomeopenres.17768.1>

First published: 04 May 2022, 7:144 <https://doi.org/10.12688/wellcomeopenres.17768.1>

Introduction

Inequalities in eye health

Universal Health Coverage¹ and the principle of proportionate universalism² are responses to the fact that health outcomes are inequitably distributed across and between populations²⁻⁴. The inverse care law states that the supply of medical care is inversely proportional to need⁵, and the most disadvantaged groups in society are often the least likely to attain good health outcomes⁶.

Over one billion people currently live with visual impairment (of which 90% is reversible with cheap interventions like spectacles and cataract surgery), levying major economic, social, and human costs⁷. Eye conditions exhibit marked inter- and intra-national inequalities in disease rates, access to care, and outcomes, with poorer, rural women often facing the highest barriers to accessing care⁷⁻⁹.

In recognition of the enormous costs of preventable visual impairment, governments, health organisations and funding agencies are increasingly investing in national eye screening programmes¹⁰. Embedding sociodemographic data collection into these programmes could help to illuminate the distribution of risks, disease burden, access, and service utilisation. These data can be used to identify the groups facing systematic barriers to care, and to inform targeted work to redress inequalities.

A large number of countries and implementing partners use screening programmes designed by the not-for-profit London School of Hygiene & Tropical Medicine (LSHTM) spin-off **Peek Vision** (Figure 1). These programmes run on a suite of Peek apps (freely available online), and implementers enter all data using mobile phones. Peek-based screening programmes are currently running in eleven low-and middle-income countries (LMICs), and three new programmes setting up in Botswana, Kenya and Nepal will screen hundreds of thousands of people this year (Table 1).

All participants currently provide their age, sex, language, and location, but no data on religion, ethnicity, income, education, or occupation. The screening software automatically captures data on their visual acuity, any diagnoses made, referral, and attendance status for treatment.

Although programmes are tailored to each context, there are a core set of stages: the participants’ first interaction with programme providers is when they are screened by a trained health or lay worker equipped with a hand-held android smartphone or tablet using the Peek Capture application. They have their vision assessed using the digitised and validated ‘tumbling Es’ approach¹¹. Those whose vision does not meet pre-set threshold ‘screen positive’ and are sent to triage (which may be co-located with the screening operation, or may be performed at another



Figure 1. Peek-powered eye screening programme activity in 2022.

Table 1. Summary of Peek-powered programmes starting in 2022.

Country	Programme(s)	Eligibility criteria*	Population	Time period
Botswana	National School Programme: ‘Pono Yame School Eye Health programme’	Every school child. Ages 5-18 years	500k	Feb 2022 – Feb 2025
Kenya	Ten counties with school and/or community eye health programmes	School children and/or community members	~10m	Jan 2022 – Jan 2025
Nepal	Community-based programme run by NNJS	Community members in the catchment area	~10k	July 2022 – July 2025

NNJS: Nepal Netra Jyoti Sangh

*note: eligibility criteria are set locally for each screening programme

time/place). At triage, all those who turn up having screened positive are formally assessed by a more highly skilled cadre within the programme. Participants are either deemed to have normal vision (false positive screening), or they are diagnosed with a condition/symptom set ('triaged positive'). In the basic model, all of these people are referred on for ophthalmic assessment and/or treatment, or depending on the cadre and issue identified, managed at that point without onward referral.

According to unpublished internal Peek data, typically less than half of those referred for further ophthalmic assessment and treatment (e.g. spectacles or cataract surgery) attend. Non-attenders are disproportionately likely to be women and girls.

As part of a research grant to develop new approaches for continuous, equity-focused improvement, eye health programmes in Kenya, Botswana and Nepal intend to start collecting, analysing, and reporting data on a wider range of sociodemographic (SD) variables, starting with new programmes launching in 2022. The same approach will be implemented for the further programmes that are planned in other countries. The intention is to identify the sociodemographic groups that are least likely to attend clinic, and then engage with representatives of these groups to explore potential service adaptations that could remove barriers and boost attendance rates, promoting proportionate universalism.

This work is being supported by academics, ministry of health officials, and health systems leaders in the UK, Botswana, Kenya, and Nepal.

Objective

Our primary objective is to quantify the association between each socioeconomic domain and clinic attendance in order to

establish which characteristics are most strongly associated with non-attendance.

Research question

What characteristic is most strongly associated with non-attendance?

Of those diagnosed with an eye problem and referred on for treatment ('triage positive' in Figure 2), which sociodemographic characteristics are most strongly associated with clinic non-attendance?

Hypothesis

Non-attendance will be highest among marginalised groups; including unmarried or widowed women and girls, and those with the lowest levels of education, the fewest material assets, and no formal employment.

Methods

Study design

We will use an embedded, pragmatic cross-sectional design. Working with national Ministries of Health and implementing partner agencies, we will develop a list of SD questions that will be asked at two points in the screening programme:

1. From a representative sample of those presenting for screening
2. From everyone identified with an eye problem and referred on for further ophthalmic assessment and/or treatment

Setting

The same cross-sectional design will be used to analyse routinely collected data from Peek-powered eye health programmes operating in eleven countries: Botswana, Ethiopia,

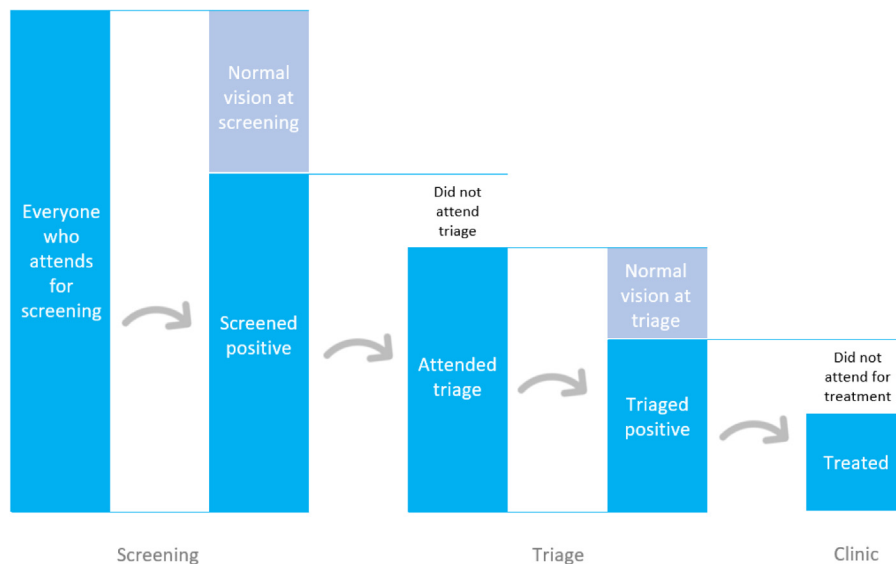


Figure 2. Flow through a basic Peek-powered programme.

Ghana, India, Kenya, Nepal, Pakistan, Tanzania, Uganda, South Africa and Zimbabwe. Peek runs a combination of community- and school-based programmes. The initial analyses will be performed in Kenya, Botswana and Nepal with data collection commencing in 2022 and reporting at six and 12 months. If delays lead to insufficient data collection in the first year, we will extend the study in order to report findings from a minimum of 1,000 referred participants.

Participants

This is an embedded, pragmatic study - as such data will be collected from all consenting adults and/or their children who present to Peek powered screening programmes. Eligibility criteria are determined by national governments and local implementing partners. There are no exclusion criteria, however the youngest invitees are five years old. Parents/guardians will consent on behalf of their children.

Loss to follow up

Data of patients who are lost to follow-up will be kept and will be included in analysis as appropriate. Any study participant who wishes to withdraw from the trial will be initially counselled. If they still wish to withdraw from the study, consent will be requested to include the previously collected data in the analysis. If this is not given all data relating to that participant will be removed from the analysis and will be reported to the trial Data Safety and Monitoring Committee (DSMC).

Closure

Providing that we have obtained data from a minimum of 1,000 participants (100 for Nepal), recruitment into the study analysis will stop 365 days after commencement. As this study is a secondary analysis of (what will become) routinely collected data, there will be no changes to the way the screening programmes and their data collection approaches operate.

Participants who entered the screening programme within three weeks of the end of the programme will be excluded from analysis of attendance rates. Those who were referred for treatment over three weeks before the close of the programme and had not attended by the close will be deemed non-attenders (even if they subsequently attend after the closure of the study). This four-week cut-off is based on previous work from Kenya evincing a marked inflection point in attendance at this point.

Variables

Variable selection process

1. Literature review: We started with a literature review to identify which variables are recommended by global health organisations. Many different sociodemographic indicators can and have been used to stratify population outcomes, and it seems that there is no international consensus around which are the most important to include. The [WHO World Report on Vision](#) and the recent [Lancet Global Health Commission on Global Eye Health](#) both call for international eye health data (including disease prevalence and care coverage) to be stratified by equity dimensions but do not specify which domains should be employed^{7,12}.

Acknowledging the risk that “poorer, less advantaged segments of the population could be left behind” as countries expand access to health services, joint WHO and World Bank guidance recommends that managers gather data on gender, place of residence (urban/rural) and household income, expenditure, or wealth to allow comparisons between the rich and poor¹³. The 2021 UN Resolution ‘Vision for Everyone’ highlights women and those living in poverty¹⁴, and WHO’s *Making fair choices on the path to Universal Health Coverage* singles out “low-income groups and rural populations”¹⁵. Finally, the WHO *Commission on Social Determinants of Health* identified nine domains that include all of the above: income, wealth, education, occupation, ethnicity/race/indigeneity, gender, area of living, refugee/immigrant status, sexual orientation, and religious and political beliefs⁶. Galobardes and colleagues have previously developed a glossary of socioeconomic position indicators that provides the theoretical basis, measurement considerations, and strengths and limitations for many of these indicators^{16,17}.

Howe and colleagues have argued that sociodemographic metrics used in global development should be simple, reliable, reproducible, and linked to a well-understood social stratification process¹⁸. Questions on age, gender, residence, ethnicity, marital status, education, and occupation all meet these criteria and have relatively non-contentious response options. However, it can be much more difficult to devise simple metrics to capture income, expenditure and wealth. We note the ubiquitous trade-off between comprehensiveness, fidelity, and feasibility here.

2. Secondary analysis of systematic review data: Having established the domains recommended by the UN, WHO, World Bank, and Lancet Commission, next we assessed which domains are actually used in practice. We performed a secondary analysis of data from a concurrent systematic review that examines phone-based SES data collection in community-based health programmes. The full methods will be published elsewhere¹⁹. The review included 12 studies that had tested different approaches to socioeconomic data collection using digital software. Data were collected from populations in eight countries (Australia, Bangladesh, Brazil, Burkina Faso, Kenya, the Netherlands, Tanzania and the USA). We assessed which domains were most commonly reported by these studies, taking an expansive view of SD/SES domains that was grounded in work on the wider social determinants of health^{6,20,21}.

In total, 16 different domains were reported (Table 2). At least a third of studies collected data on education, marital status, household income and employment status. None of the studies collected data on sexual orientation, religious or political beliefs, ethnicity or indigeneity. We postulate that this may be because of the stigma and social sensitivity surrounding these issues, however no information was provided on why these domains were omitted. We also note that whilst income and assets (housing type) were collected, none of the studies collected data on expenditure.

3. Developing a master list of domains and indicators: Based on our literature review and analysis of the systematic review

Table 2. Sociodemographic domains used in the included studies.

Domain	Number of studies
Education	9 (75%)
Marital status	5 (42%)
Employment status	4 (33%)
Household income	4 (33%)
Residence (urban/rural)	3 (25%)
Country of birth (immigrant status)	2 (17%)
Occupation	2 (17%)
Housing type	1 (8%)
Drug and alcohol use	1 (8%)
Household structure	1 (8%)
Local built infrastructure	1 (8%)
Parent's education	1 (8%)
Primary care registration	1 (8%)
Race	1 (8%)
School enrolment	1 (8%)
Wealth	1 (8%)

data, we identified 11 broad domains that could feasibly be introduced into routine data collection processes in Peek powered programmes:

- Age
- Gender
- Residence (urban/rural)
- Language
- Ethnicity/tribe/race/caste
- Refugee/immigrant status
- Household structure: marital status for adults and parent/guardian status for children
- Religion
- Occupation
- Income
- Wealth

We drafted the initial response options to align with the USAID Demographic and Health Survey (DHS) model questionnaire²²

that has been used for over 400 surveys in 90 countries²³, and the Rapid Assessment of Avoidable Blindness (RAAB) instrument that has been used for more than 300 vision surveys in 79 countries²⁴. This is to ensure that all data collected comply with international norms and can be maximally useful for domestic policymakers. We devised separate response options for adults and children (<18 years).

In large-scale screening programmes time is at a premium, as every additional question asked has a sizeable cumulative impact on the total number of people who can be screened each day. As previously noted, whilst there are rapid ways to ascertain age, gender, residence, language, refugee/immigrant status, relationships, religion and occupation, it can be much more difficult to devise simple metrics to capture robust information on income and wealth. The DHS model survey includes over 100 questions on wealth and income, including long lists of assets, modes of transport, cooking fuels etc. The Equity Tool group²⁵ have used *principle component analysis* to identify smaller question sets that can be used to identify the poorest households in over 60 countries. However, these compressed question sets still involve asking more than ten questions, some of which have multiple choice answers. Our team agreed that ideally, we would ask 3-5 short and simple questions that would help us to distinguish between richer and poorer households. The first draft of our master survey is presented in [Table 3](#) below.

4: Tailoring surveys for individual countries: Next we set up multistakeholder workshops in Botswana, Kenya and Nepal – the three countries where data collection will be embedded first – to review the internal and external validity of the domains for each sociocultural setting, tailor the response options, and identify the most appropriate assets to use in order to distinguish richer from poorer households. For each workshop we invited a LSHTM public health researcher, a representative from Peek Vision who lives/works in the country, a representative from at least one implementing partner (the organisations that conduct the data collection and screening in the field), and local academics with experience and expertise in sociodemographic data collection. The participants discussed each domain with reference to previous domestic data collection exercises, cultural attitudes, and the most recent DHS^{26–28}. The updated survey items were then reviewed with a health economist trained in socioeconomic assessment, sent for wider team input via email, and revised based on this feedback. The first draft socioeconomic surveys are presented in [Table 3](#) – [Table 6](#).

5. Whole-team in-person workshop

In February 2022, the research collaborators met in Nairobi to review the survey questions with academics, three health economists, and in-country implementing partners. A series of interactive sessions were held to review the underlying literature, revisit the intended outcomes, and examine recent survey approaches used in each country. Individual country teams then honed the domain list and question response items with support from the wider research collaborators. The final sociodemographic surveys for each country are presented below in [Table 7](#)–[Table 9](#).

Table 3. Master survey - first draft - based on an online workshop discussion.

Domain (Data type)	Adult response options	Child response options	Notes
Age (years) (Discrete)	Any integer >18	Any integer 5 - 17	Already routinely collected in all Peek programmes
Gender (Categorical)	<ul style="list-style-type: none"> Female Male Other 	<ul style="list-style-type: none"> Female Male Other 	Already routinely collected in all Peek programmes The DHS and RAAB7 surveys only include female/male. We have added 'other'
Phone ownership (Ordinal)	<p>Do you need someone else to receive your text message reminders?</p> <ul style="list-style-type: none"> Mother or father Spouse Daughter or son Other No (= phone ownership) 	<p>Provided contact number:</p> <ul style="list-style-type: none"> Mother or father Guardian Teacher Other 	Already routinely collected in all Peek programmes
Place of residence (Categorical)	N/A	N/A	Urban/rural location automatically inferred from screening location
Distance from screening location to clinic (km) (Discrete)	N/A	N/A	Distance between screening location and clinic location has been found to be a predictor of outcomes This is automatically calculated by the Peek software.
Language (Categorical)	<ul style="list-style-type: none"> [list languages] 	<ul style="list-style-type: none"> [list languages] 	Country-specific lists will be derived from the latest Demographic and Health Survey
Relationships (Categorical)	<ul style="list-style-type: none"> Married or living together Divorced/separated Widowed Never married or lived together 	<p>Do you live with:</p> <ul style="list-style-type: none"> Both parents Just one parent Another relative or carer 	Options may need tailoring depending on the context.
Ethnicity (Categorical)	<ul style="list-style-type: none"> [List ethnic groups] Other 	<ul style="list-style-type: none"> [List ethnic groups] Other 	Country-specific lists will be derived from the latest Demographic and Health Survey
Migrant/refugee (binary)	<p>Are you a migrant or refugee?</p> <ul style="list-style-type: none"> Yes No 	<p>Were your parents born in this country?</p> <ul style="list-style-type: none"> Yes No 	May be inflammatory depending on the setting
Religion (Categorical)	<ul style="list-style-type: none"> [List main religions] Other not listed None 	<ul style="list-style-type: none"> [List main religions] Other not listed None 	Country-specific lists will be derived from the latest Demographic and Health Survey
Education (Ordinal)	<ul style="list-style-type: none"> None/pre-school only Non-formal (included Quranic) Some primary Completed primary Some secondary Completed secondary University 	N/A – all participants will be in school	Options taken from the RAAB7 survey as it offers more detail than the DHS model questionnaire (early childhood education programme/Primary/Secondary/Higher) Non-formal/Quranic options may not be appropriate in settings where the prevalence of these forms is negligible
Occupation (Ordinal)	<ul style="list-style-type: none"> Unemployed Unskilled manual Skilled manual Professional Homemaker 	<p>What are your parents' jobs?</p> <ul style="list-style-type: none"> No parents Unemployed Unskilled work Skilled work 	For children, programme implementers will ask what their parent's do for work and then code the highest occupational category on their behalf

Domain (Data type)	Adult response options	Child response options	Notes
Income (proxy) (Ordinal)	When you think about the food in your household would you say you have: <ul style="list-style-type: none"> • Less than adequate food for the needs of the household • Just adequate • More than adequate 	When you think about the food in your household would you say you have: <ul style="list-style-type: none"> • Less than adequate food for the needs of the household • Just adequate • More than adequate 	This question is being used in the RAAB7 eye health survey as a proxy for income The survey is designed for >50y olds, so the response options may not be appropriate for children
Income adequacy (Ordinal)	When you think about the income in your household would you say it is: <ul style="list-style-type: none"> • Not enough to cover our needs, we must borrow, • Not enough to cover our needs, we use savings, • Just enough to cover our needs, • Enough to cover our needs, we are able to save a little • Enough to cover our needs, we are building savings 	When you think about the income in your household would you say it is: <ul style="list-style-type: none"> • Not enough to cover our needs, we must borrow • Just enough to cover our needs • Enough to cover our needs • More than enough, we are able to save 	This question is being used in the RAAB7 eye health survey as a proxy for income The survey is designed for >50y olds, so the response options may not be appropriate for children
Wealth (Binary)	Is your house's floor made out of cement? <ul style="list-style-type: none"> • Yes • No 	Is your house's floor made out of cement? <ul style="list-style-type: none"> • Yes • No 	The specific indicator used here will depend on the location
Assets (Binary)	Does your household own: <ul style="list-style-type: none"> • [List assets from DHS] 	Does your household own: <ul style="list-style-type: none"> • [List assets from DHS] 	Shortest possible list of assets to be selected by country working groups

Note: Every question will have an additional option: 'Refuse to answer'.

Table 4. Botswana SES questions following the multistakeholder workshop.

Domain	Adult response options	Child response options	Notes
Age	Any integer >18	Any integer 5 - 17	Already routinely gathered
Gender	<ul style="list-style-type: none"> • Female • Male • Other 	<ul style="list-style-type: none"> • Female • Male • Other 	Already routinely gathered
Phone ownership	Do you need someone else to receive your text message reminders? <ul style="list-style-type: none"> • Mother or father • Spouse • Daughter or son • Other • No (= phone ownership) 	Provided contact number: <ul style="list-style-type: none"> • Mother or father • Guardian • Teacher • Other 	Already routinely gathered
Place of residence	N/A	N/A	Urban/rural automatically inferred
Distance to clinic	N/A	N/A	Automatically calculated by Peek

Domain	Adult response options	Child response options	Notes
Language	<p>What language do you speak most often at home?</p> <ul style="list-style-type: none"> • Setswana • English • Kalanga • Shekgalagari • Herero • Sebirwa • Mbukushu • Sesarwa • Shona • Ndebele • Setswapong • Afrikaans • Subiya • Shiyeyi • Other (specify) 	<p>What language do you speak most often at home?</p> <ul style="list-style-type: none"> • Setswana • English • Kalanga • Shekgalagari • Herero • Sebirwa • Mbukushu • Sesarwa • Shona • Ndebele • Setswapong • Afrikaans • Subiya • Shiyeyi • Other (specify) 	Categories taken from the Botswana 2017 DHS
Tribe	<p>Which tribe do you originate from?</p> <ul style="list-style-type: none"> • Tswana (or Setswana) • Kalanga • Basarwa • Kgalagadi • European • Other • Not sure 	<p>Do you know which tribe you originate from?</p> <ul style="list-style-type: none"> • Tswana (or Setswana) • Kalanga • Basarwa • Kgalagadi • European • Other • Not sure 	Workshop participants felt that it might be difficult to appropriately word a question about tribe/ethnicity and that this question. We note that the 2017 DHS does not ask about ethnicity or tribe.
Relationships	<ul style="list-style-type: none"> • Married • Never Married • Living Together • Separated • Divorced • Widowed 	<p>Do you live with:</p> <ul style="list-style-type: none"> • Both parents • Just one parent • Another relative or carer 	<p>Workshop participants felt that we should separate married and living together into different options.</p> <p>Ideally, we would ask children if one or more parent had died, but we don't want to cause distress. In the future we could consider asking teachers for this information</p>
Migrant status	<p>Are you a Botswana citizen?</p> <ul style="list-style-type: none"> • Yes • No • Don't want to answer 	<p>Were your parents born in this country?</p> <ul style="list-style-type: none"> • Yes • No • Not sure 	<p>This is a sensitive question that adults may not want to answer</p> <p>[4% of the population is non-Batswana]</p>
Religion	<p>What is your religion?</p> <ul style="list-style-type: none"> • Christian • Islam • Bahai • Hinduism • Badimo • Other 	<p>What is your religion?</p> <ul style="list-style-type: none"> • Christian • Islam • Bahai • Hinduism • Badimo • Other 	Options taken from the 2017 DHS
Education	<p>What is your highest level of completed schooling?</p> <ul style="list-style-type: none"> • Pre-school • Primary • Secondary • Tertiary • Non-formal education 	N/A	<p>All children will be in school</p> <p>Adult responses aligned with the Botswana 2017 DHS</p>

Domain	Adult response options	Child response options	Notes
Occupation	What is your occupation? <ul style="list-style-type: none"> • Unemployed • Unskilled manual • Skilled manual • Professional • Homemaker 	What are your parents' jobs? <ul style="list-style-type: none"> • [No parents] • Unemployed • Unskilled manual • Skilled manual • Professional • Homemaker 	Interviewer to categorise and code the highest
Income (proxy)	When you think about the food in your household would you say you have: <ul style="list-style-type: none"> • Less than adequate food for the needs of the household • Just adequate • More than adequate 	Did you eat yesterday before you sleep? <ul style="list-style-type: none"> • Yes • No Or How many times did you go to bed hungry last week (because there was no food)?	Question taken from RAAB7 – may remove due to poor face validity
Income adequacy	When you think about the income in your household would you say it is: <ul style="list-style-type: none"> • Not enough to cover our needs, we must borrow, • Not enough to cover our needs, we use savings, • Just enough to cover our needs, • Enough to cover our needs, we are able to save a little • Enough to cover our needs, we are building savings 	Does your family receive food baskets or free school uniforms from social services? <ul style="list-style-type: none"> • Yes • No • Not sure 	May want to re-phrase 'social services'
Housing	Is your house's floor made of cement or tiles? <ul style="list-style-type: none"> • Yes • No Where do you get water? <ul style="list-style-type: none"> • Piped indoors • Tap in the yard • Communal tap • Other What do you use for lighting? <ul style="list-style-type: none"> • Electricity • Paraffin • Candle • Solar • Wood What kind of toilet do you use at home? <ul style="list-style-type: none"> • Own flush toilet • Own latrine • Shared toilet/latrine • None 	Is your house's floor made of cement or tiles? <ul style="list-style-type: none"> • Yes • No Where do you get water? <ul style="list-style-type: none"> • Piped indoors • Tap in the yard • Communal tap • Other What do you use for lighting? <ul style="list-style-type: none"> • Electricity • Paraffin • Candle • Solar • Wood What kind of toilet do you use at home? <ul style="list-style-type: none"> • Own flush toilet • Own latrine • Shared toilet/latrine • None 	8% of floors were made of mud and/or dung in 2017 Botswana is committed to ensuring availability and access to clean and safe water to its people (SDG6) All options taken from the 2017 DHS

Domain	Adult response options	Child response options	Notes
Assets	Do you own a smartphone? <ul style="list-style-type: none"> • Yes • No Does your household own: <ul style="list-style-type: none"> • Bicycle • Motorcycle/scooter • Car or truck 	Does your household own a smartphone like this? [hold up touchscreen phone] <ul style="list-style-type: none"> • Yes • No Does your household own: <ul style="list-style-type: none"> • Bicycle • Motorcycle/scooter • Car or truck 	All options taken from the 2017 DHS

Table 5. Kenya SES questions following the multistakeholder workshop.

Domain	Adult response options	Child response options	Notes
Age	Any integer >18	Any integer 5 - 17	Already routinely gathered
Gender	<ul style="list-style-type: none"> • Female • Male • Other 	<ul style="list-style-type: none"> • Female • Male • Other 	Already routinely gathered
Phone ownership	Do you need someone else to receive your text message reminders? <ul style="list-style-type: none"> • Mother or father • Spouse • Daughter or son • Other • No (= phone ownership) 	Provided contact number: <ul style="list-style-type: none"> • Mother or father • Guardian • Teacher • Other 	Already routinely gathered
Place of residence	N/A	N/A	Urban/rural automatically inferred
Distance to clinic	N/A	N/A	Automatically calculated by Peek
Language	What language do you speak most often at home? <ul style="list-style-type: none"> • English • Swahili • Borana • Embu • Kalenjin • Kamba • Kikuyu • Kisii • Luhya • Maragoli • Luo • Maasai • Meru • Mijikenda • Pokot • Somali • Turkana • Other 	What language do you speak most often at home? <ul style="list-style-type: none"> • English • Swahili • Borana • Embu • Kalenjin • Kamba • Kikuyu • Kisii • Luhya • Maragoli • Luo • Maasai • Meru • Mijikenda • Pokot • Somali • Turkana • Other 	Workshop participants felt that it would be inflammatory to ask about tribe/ethnicity. Language will be used as a proxy

Domain	Adult response options	Child response options	Notes
Relationships	<ul style="list-style-type: none"> • Never married • Married • Living together • Single • Divorced/separated • Widowed 	<p><i>Do you live with:</i></p> <ul style="list-style-type: none"> • Both parents • Just one parent • Another relative • Guardian (non-relative) <ul style="list-style-type: none"> • Orphanage 	Ideally, we would ask children if one or more parent had died, but we don't want to cause distress. In the future we could consider asking teachers for this information
Migrant status	<p>Were you born in Kenya?</p> <ul style="list-style-type: none"> • Yes • No • Don't want to answer 	<p>Were your parents born in this country?</p> <ul style="list-style-type: none"> • Yes • No • Not sure 	This question may be redundant. Kenya is currently home to 500,000 refugees, however they mainly live in camps and this information will already be collected under 'place of residence'. Outside of Nairobi, the migrant population that does not live in camps is negligible.
Religion	<p>What is your religion?</p> <ul style="list-style-type: none"> • Roman Catholic • Protestant/other Christian • Islam • Other • No religion 	<p>What is your religion?</p> <ul style="list-style-type: none"> • Roman Catholic • Protestant/other Christian • Islam • Other • No religion 	Responses taken from the 2014 DHS
Education	<p>What is your highest level of completed schooling?</p> <ul style="list-style-type: none"> • No education • Some primary • Primary complete • Some secondary • Secondary complete • More than secondary 	N/A	<p>All children will be in school</p> <p>Adult responses aligned with the 2014 DHS</p>
Occupation	<p>What is your occupation?</p> <ul style="list-style-type: none"> • Unemployed • Agriculture • Unskilled manual • Skilled manual • Sales and services • Clerical • Professional/technical/managerial • Homemaker 	<p>What are your parents' jobs?</p> <ul style="list-style-type: none"> • No parents • Unemployed • Agriculture • Unskilled manual • Skilled manual • Sales and services • Clerical • Professional/technical/managerial • Homemaker 	Interviewer to categorise and code the highest
Income	<p>When you think about the food in your household would you say you have:</p> <ul style="list-style-type: none"> • Less than adequate food for the needs of the household • Just adequate • More than adequate 	<p>Did you go to bed hungry last night?</p> <ul style="list-style-type: none"> • Yes • No <p>Or</p> <p>How many times did you go to bed hungry last week (because there was no food)?</p>	Question taken from RAAB7 – may remove due to poor face validity

Domain	Adult response options	Child response options	Notes
Income adequacy	<p>When you think about the income in your household would you say it is:</p> <ul style="list-style-type: none"> • Not enough to cover our needs, we must borrow, • Not enough to cover our needs, we use savings, • Just enough to cover our needs, • Enough to cover our needs, we are able to save a little • Enough to cover our needs, we are building savings 	N/A	From RAAB7, but poor face validity.
Housing	<p>Is your house's floor made of earth, sand, or dung?</p> <ul style="list-style-type: none"> • Yes • No <p>Do you have water piped into your own house or yard?</p> <ul style="list-style-type: none"> • Yes • No <p>Does your household have electricity?</p> <ul style="list-style-type: none"> • Yes • No <p>What kind of toilet does your household you use?</p> <ul style="list-style-type: none"> • Own toilet/latrine • Shared toilet/latrine • None (bush/field) 	<p>Is your house's floor made of earth, sand, or dung?</p> <ul style="list-style-type: none"> • Yes • No <p>Do you have water piped into your own house or yard?</p> <ul style="list-style-type: none"> • Yes • No <p>Does your household have electricity?</p> <ul style="list-style-type: none"> • Yes • No <p>What kind of toilet does your household you use?</p> <ul style="list-style-type: none"> • Own toilet/latrine • Shared toilet/latrine • None (bush/field) 	All options taken from the 2014 DHS
Assets	<p>Do you own a smartphone?</p> <ul style="list-style-type: none"> • Yes • No <p>Does your household own a:</p> <ul style="list-style-type: none"> • Bicycle • Motorcycle/scooter • Car or truck <p>Do you own your dwelling?</p> <ul style="list-style-type: none"> • Yes • No 	<p>Does your household own a smartphone?</p> <ul style="list-style-type: none"> • Yes • No <p>Does your household own a:</p> <ul style="list-style-type: none"> • Bicycle • Motorcycle/scooter • Car or truck 	

Table 6. Nepal SES questions following the multistakeholder workshop.

Domain	Adult response options	Child response options	Notes
Age	Any integer >18	Any integer 5 - 17	Already routinely gathered
Gender	<ul style="list-style-type: none"> • Female • Male • Other 	<ul style="list-style-type: none"> • Female • Male • Other 	Already routinely gathered

Domain	Adult response options	Child response options	Notes
Phone ownership	Do you need someone else to receive your text message reminders? <ul style="list-style-type: none"> • Mother or father • Spouse • Daughter or son • Other • No (= phone ownership) 	Provided contact number: <ul style="list-style-type: none"> • Mother or father • Guardian • Teacher • Other 	Already routinely gathered
Place of residence	N/A	N/A	Urban/rural automatically inferred
Distance to clinic	N/A	N/A	Automatically calculated by Peek
Language	What language do you speak most often at home? <ul style="list-style-type: none"> • Nepali • Maithali • Bhojपुरी • Tharu • Tamang • Newar • Bajjika • Magar • Doteli • Urdu • Avadhi • Limbu • Gurung • Baitadeli • Other 	What language do you speak most often at home? <ul style="list-style-type: none"> • Nepali • Maithali • Bhojपुरी • Tharu • Tamang • Newar • Bajjika • Magar • Doteli • Urdu • Avadhi • Limbu • Gurung • Baitadeli • Other 	
Ethnicity	What is your ethnicity? <ul style="list-style-type: none"> • Hill Brahmin • Hill Chhetri • Terai Brahmin/Chhetri • Other Terai caste • Hill Dalit • Terai Dalit • Newar • Hill Janajati • Terai Janajati • Muslim • Migrant • Other 	What is your ethnicity? <ul style="list-style-type: none"> • Hill Brahmin • Hill Chhetri • Terai Brahmin/Chhetri • Other Terai caste • Hill Dalit • Terai Dalit • Newar • Hill Janajati • Terai Janajati • Muslim • Migrant • Other 	Responses taken from 2016 DHS
Relationships	<i>What is your current marital status?</i> <ul style="list-style-type: none"> • Never married • Married • Divorced/separated • Widowed <p>Has your partner been living away for the past six months or more?</p> <ul style="list-style-type: none"> • Yes • No 	<i>Do you live with:</i> <ul style="list-style-type: none"> • Both parents • Just one parent • Another relative • Guardian (non-relative) <ul style="list-style-type: none"> • Orphanage 	One third of married couples live apart Options taken from the 2016 DHS Ideally, we would ask children if one or more parent had died, but we don't want to cause distress. In the future we could consider asking teachers for this information The Nepal team wanted a specific question asking if children not living with their parents are orphans

Domain	Adult response options	Child response options	Notes
Migrant status	Were you born in Nepal? <ul style="list-style-type: none"> • Yes • No • Don't want to answer 	Were your parents born in this country? <ul style="list-style-type: none"> • Yes • No • Not sure 	
Religion	What is your religion? <ul style="list-style-type: none"> • Hindu • Buddhist • Muslim • Kirat • Christian • No religion • Other 	What is your religion? <ul style="list-style-type: none"> • Hindu • Buddhist • Muslim • Kirat • Christian • No religion • Other 	Responses taken from the 2016 DHS
Education	What is your highest level of completed schooling? <ul style="list-style-type: none"> • No education • Primary • Some secondary • SLC and above ('school leaving certificate') 	N/A	All children will be in school Adult responses taken from the 2016 DHS
Occupation	What is your occupation? <ul style="list-style-type: none"> • Unemployed • Agriculture • Unskilled work • Government or private employee • Business owner / professional • Housewife 	What is your father's job? <ul style="list-style-type: none"> • Unemployed / no father • Agriculture • Unskilled work • Government or private employee • Business owner / professional 	Interviewer to categorise and code the highest
Income	When you think about the food in your household would you say you have: <ul style="list-style-type: none"> • Less than adequate food for the needs of the household • Just adequate • More than adequate 	Did you go to bed hungry last night? <ul style="list-style-type: none"> • Yes • No Or How many times did you go to bed hungry last week (because there was no food)?	Question taken from RAAB7 The team feel this question has poor face validity – to be discussed further with another health economist
Income adequacy	When you think about the income in your household would you say it is: <ul style="list-style-type: none"> • Not enough to cover our needs, we must borrow, • Not enough to cover our needs, we use savings, • Just enough to cover our needs, • Enough to cover our needs, we are able to save a little • Enough to cover our needs, we are building savings 	N/A	To be discussed with another health economist – the team are not convinced this is a good measure

Domain	Adult response options	Child response options	Notes
Housing	<p>Is your house's floor made of cement?</p> <ul style="list-style-type: none"> • Yes • No <p>Do you have water piped into your own house or yard?</p> <ul style="list-style-type: none"> • Yes • No <p>Does your household have electricity?</p> <ul style="list-style-type: none"> • Yes • No <p>What kind of toilet does your household you use?</p> <ul style="list-style-type: none"> • Own toilet/latrine – inside dwelling • Own toilet/latrine – in yard/plot • Shared toilet/latrine • None (bush/field) 	<p>Is your house's floor made of cement?</p> <ul style="list-style-type: none"> • Yes • No <p>Do you have water piped into your own house or yard?</p> <ul style="list-style-type: none"> • Yes • No <p>Does your household have electricity?</p> <ul style="list-style-type: none"> • Yes • No <p>What kind of toilet does your household you use?</p> <ul style="list-style-type: none"> • Own toilet/latrine – inside dwelling • Own toilet/latrine – in yard/plot • Shared toilet/latrine • None (bush/field) 	All options taken from the 2016 DHS
Assets	<p>Do you own a smartphone?</p> <ul style="list-style-type: none"> • Yes • No <p>Does your household own a:</p> <ul style="list-style-type: none"> • Bicycle or rickshaw • Motorcycle or scooter • Car or truck • Three-wheel tempo <p>Do you own your dwelling?</p> <ul style="list-style-type: none"> • Yes • No 	<p>Does your household own a smartphone?</p> <ul style="list-style-type: none"> • Yes • No <p>Does your household own a:</p> <ul style="list-style-type: none"> • Bicycle or rickshaw • Motorcycle or scooter • Car or truck • Three-wheel tempo 	

Table 7. Botswana update from in-person February workshop. To be translated into Setswana.

Domain	Adult response options	Child response options	Notes
Age	Any integer >18	Any integer 5 - 17	Already routinely gathered
Gender	<ul style="list-style-type: none"> • Female • Male • Other 	<ul style="list-style-type: none"> • Female • Male 	<p>Already routinely gathered</p> <p>'Other' removed for children as it is controversial and does not align with national data collection practices</p>
Phone ownership	<p>Do you need someone else to receive your text message reminders?</p> <ul style="list-style-type: none"> • Mother or father • Spouse • Daughter or son • Other • No (= phone ownership) 	<p>Provided contact number:</p> <ul style="list-style-type: none"> • Mother or father • Guardian • Teacher • Other 	Already routinely gathered

Domain	Adult response options	Child response options	Notes
Place of residence	N/A	N/A	Urban/rural automatically inferred
Distance to clinic	N/A	N/A	Automatically calculated by Peek
Language	<p>What language do you speak most often at home?</p> <ul style="list-style-type: none"> • Setswana • English • Kalanga • Shekgalagari • Herero • Mbukushu • Sesarwa • Shona • Ndebele • Afrikaans • Subiya • Shiyeyi • Other (specify) 	<p>What language do you speak most often at home?</p> <ul style="list-style-type: none"> • Setswana • English • Kalanga • Shekgalagari • Herero • Mbukushu • Sesarwa • Shona • Ndebele • Afrikaans • Subiya • Shiyeyi • Other (specify) 	<p>Setswapong and Sebirwa were removed from the original list as they are not different from Setswana</p>
Tribe	<p>Which tribe do you originate from?</p> <ul style="list-style-type: none"> • Setswana • Kalanga • Shekgalagari • Herero • Mbukushu • Sesarwa • Shona • Ndebele • Afrikaans • Subiya • Shiyeyi • Other (specify) • Not sure 	<p>Do you know which tribe you originate from?</p> <ul style="list-style-type: none"> • Setswana • Kalanga • Shekgalagari • Herero • Mbukushu • Sesarwa • Shona • Ndebele • Afrikaans • Subiya • Shiyeyi • Other (specify) • Not sure 	<p>Tribes have been aligned with languages. 'English' has been removed.</p>
Relationships	<ul style="list-style-type: none"> • Married • Never Married • Living Together • Separated • Divorced • Widowed 	<p>Do you live with:</p> <ul style="list-style-type: none"> • Your father • Mother • Grandparent(s) • Aunt • Uncle • Siblings • Other 	<p>The options have been expanded to add a greater degree of specificity</p>
Household	<p>How many people live in your home? [number]</p>	<p>How many people live in your home? [number]</p>	<p>This question has been added because it may be an important predictor of attendance i.e. large families with low incomes may struggle to pay for transport costs</p>
Migrant status	<p>Are you a Botswana citizen?</p> <ul style="list-style-type: none"> • Yes • No • Don't want to answer 	<p>Were your parents born in Botswana?</p> <ul style="list-style-type: none"> • Yes • No • Not sure 	<p>Changed 'this country' to 'Botswana' to be more specific</p>

Domain	Adult response options	Child response options	Notes
Religion	What is your religion? <ul style="list-style-type: none"> • Christian • Islam • Bahai • Hinduism • Badimo • Other 	What is your religion? <ul style="list-style-type: none"> • Christian • Islam • Bahai • Hinduism • Badimo • Other 	No changes made Options taken from the 2017 DHS
Education	What is your highest level of completed schooling? <ul style="list-style-type: none"> • Pre-school • Primary • Secondary • Tertiary • Non-formal education 	N/A	No changes made Options align with the 2017 DHS
Disability	<p>Do you have difficulty hearing, even if using a hearing aid(s)?</p> <ul style="list-style-type: none"> • No difficulty • Some difficulty • A lot of difficulty • Cannot do at all • Don't know <p>Do you have difficulty walking or climbing steps?</p> <ul style="list-style-type: none"> • No difficulty • Some difficulty • A lot of difficulty • Cannot do at all • Don't know <p>Do you have difficulty remembering or concentrating?</p> <ul style="list-style-type: none"> • No difficulty • Some difficulty • A lot of difficulty • Cannot do at all • Don't know <p>Do you have difficulty with self-care, such as washing all over or dressing?</p> <ul style="list-style-type: none"> • No difficulty • Some difficulty • A lot of difficulty • Cannot do at all • Don't know <p>Using your usual language, do you have difficulty communicating, for example understanding or being understood?</p> <ul style="list-style-type: none"> • No difficulty • Some difficulty • A lot of difficulty • Cannot do at all • Don't know 	<p>Do you have difficulty hearing, even if using a hearing aid(s)?</p> <ul style="list-style-type: none"> • No difficulty • Some difficulty • A lot of difficulty • Cannot do at all • Don't know <p>Do you have difficulty walking or climbing steps?</p> <ul style="list-style-type: none"> • No difficulty • Some difficulty • A lot of difficulty • Cannot do at all • Don't know <p>Do you have difficulty remembering or concentrating?</p> <ul style="list-style-type: none"> • No difficulty • Some difficulty • A lot of difficulty • Cannot do at all • Don't know <p>Do you have difficulty with self-care, such as washing all over or dressing?</p> <ul style="list-style-type: none"> • No difficulty • Some difficulty • A lot of difficulty • Cannot do at all • Don't know <p>Using your usual language, do you have difficulty communicating, for example understanding or being understood?</p> <ul style="list-style-type: none"> • No difficulty • Some difficulty • A lot of difficulty • Cannot do at all • Don't know 	<p>New question added at the request of implementing partners</p> <p>Response options taken from the Washington Group Short Set on Functioning: https://www.washingtongroup-disability.com/question-sets/wg-short-set-on-functioning-wg-ss/</p> <p>The same options will be used for adults and children. UNICEF does have a child-specific question set, but it is more than double the length.</p>

Domain	Adult response options	Child response options	Notes
Occupation	<p>What is your occupation?</p> <ul style="list-style-type: none"> • Unemployed • Unskilled manual • Skilled manual • Professional • Homemaker 	<p>What are your parents'/guardian's jobs?</p> <ul style="list-style-type: none"> • [No parents] • Unemployed • Unskilled manual • Skilled manual • Professional • Homemaker 	<p>We have added 'guardians'</p> <p>Interviewer to categorise and code the highest</p>
Income adequacy	<p>When you think about the income in your household would you say it is:</p> <ul style="list-style-type: none"> • Not enough to cover our needs, we must borrow, • Not enough to cover our needs, we use savings, • Just enough to cover our needs, • Enough to cover our needs, we are able to save a little • Enough to cover our needs, we are building savings 	<p>Does your family receive food baskets or free school uniforms from social workers?</p> <ul style="list-style-type: none"> • Yes • No • Not sure 	<p>We removed the question on food sufficiency. We felt it was unlikely to render robust data</p> <p>Botswana is the only country that will retain the RAAB7 subjective question on income sufficiency</p> <p>We re-phrased 'social services' to 'social workers'</p>
Housing	<p>Is your house's floor made of cement or tiles?</p> <ul style="list-style-type: none"> • Yes • No <p>Where do you get water?</p> <ul style="list-style-type: none"> • Piped indoors • Tap in the yard • Communal tap • Other <p>What do you use for lighting?</p> <ul style="list-style-type: none"> • Electricity • Paraffin • Candle • Solar • Wood <p>What kind of toilet do you use at home?</p> <ul style="list-style-type: none"> • Own flush toilet • Own latrine • Shared toilet/latrine • None 	<p>Is your house's floor made of cement or tiles?</p> <ul style="list-style-type: none"> • Yes • No <p>Where do you get water?</p> <ul style="list-style-type: none"> • Piped indoors • Tap in the yard • Communal tap • Other <p>What do you use for lighting?</p> <ul style="list-style-type: none"> • Electricity • Paraffin lamp (lebone) • Candle • Solar • Wood <p>What kind of toilet do you use at home?</p> <ul style="list-style-type: none"> • Flush toilet • Pit latrine • Shared toilet/pit latrine • None 	<p>All options taken from the 2017 DHS</p> <p>8% of floors were made of mud and/or dung in 2017</p> <p>Botswana is committed to ensuring availability and access to clean and safe water to its people (SDG6)</p> <p>Added 'lamp (lebone)' for paraffin</p> <p>We removed 'own' for toilet as we felt this word is redundant</p> <p>We added 'pit' before latrine</p>
Assets	<p>Do you own a smartphone?</p> <ul style="list-style-type: none"> • Yes • No <p>Does your household own:</p> <ul style="list-style-type: none"> • Bicycle • Motorcycle/scooter • Car or truck 	<p>Does your household own a smartphone like this? [hold up touchscreen phone]</p> <ul style="list-style-type: none"> • Yes • No <p>Does your household own:</p> <ul style="list-style-type: none"> • Bicycle • Motorcycle/scooter • Car or truck 	<p>No changes made. All options taken from the 2017 DHS</p>

Table 8. Kenya update from in-person February workshop. To be translated into Kiswahili.

Domain	Adult response options (>18y)	Child response options	Notes
Age	How old are you?	How old are you	Already routinely gathered
Gender	<ul style="list-style-type: none"> Female Male Other 	<ul style="list-style-type: none"> Female Male Other 	Already routinely gathered
Phone ownership	Do you need someone else to receive your text message reminders? <ul style="list-style-type: none"> Mother or father Spouse Daughter or son Other No (= phone ownership) 	Provided contact number: <ul style="list-style-type: none"> Mother or father Guardian Teacher Other 	Already routinely gathered
Place of residence	N/A	N/A	Urban/rural automatically inferred
Distance to clinic	N/A	N/A	Automatically calculated by Peek
Language	What is your mother tongue? <ul style="list-style-type: none"> English Swahili Borana Embu Kalenjin Kamba Kikuyu Kisii Luhya Maragoli Luo Maasai Meru Mijikenda Pokot Somali Turkana Other 	What is your mother tongue? <ul style="list-style-type: none"> English Swahili Borana Embu Kalenjin Kamba Kikuyu Kisii Luhya Maragoli Luo Maasai Meru Mijikenda Pokot Somali Turkana Other 	'What language do you speak most often at home?' changed to 'What is your mother tongue?' as we felt this was more specific This will be used as a proxy for ethnicity
Relationships	<ul style="list-style-type: none"> Married Single Divorced/separated Widowed Other 	<i>Do you live with:</i> <ul style="list-style-type: none"> Both parents Just one parent Another relative Guardian (non-relative) <ul style="list-style-type: none"> Orphanage 	We removed 'never married' because this is the same as single We removed 'living together' because this question is loaded with social stigma Ideally, we would ask children if one or more parent had died, but we don't want to cause distress. In the future we could consider asking teachers for this information
Religion	What is your religion? <ul style="list-style-type: none"> Christian Islam Hindu Other 	What is your religion? <ul style="list-style-type: none"> Christian Islam Hindu Other 	We removed 'no religion' as this group is negligible Christian denominations were aggregated, and we added 'Hindu'

Domain	Adult response options (>18y)	Child response options	Notes
Education	<p>What is your highest completed level of schooling?</p> <ul style="list-style-type: none"> No education Primary Secondary Post-secondary 	N/A	We reworded the question and removed 'completed' and 'some' options to simplify the list
Disability	<p>Do you have difficulty hearing, even if using a hearing aid(s)?</p> <ul style="list-style-type: none"> No difficulty Some difficulty A lot of difficulty Cannot do at all Don't know <p>Do you have difficulty walking or climbing steps?</p> <ul style="list-style-type: none"> No difficulty Some difficulty A lot of difficulty Cannot do at all Don't know <p>Do you have difficulty remembering or concentrating?</p> <ul style="list-style-type: none"> No difficulty Some difficulty A lot of difficulty Cannot do at all Don't know <p>Do you have difficulty with self-care, such as washing all over or dressing?</p> <ul style="list-style-type: none"> No difficulty Some difficulty A lot of difficulty Cannot do at all Don't know <p>Using your usual language, do you have difficulty communicating, for example understanding or being understood?</p> <ul style="list-style-type: none"> No difficulty Some difficulty A lot of difficulty Cannot do at all Don't know 	<p>Do you have difficulty hearing, even if using a hearing aid(s)?</p> <ul style="list-style-type: none"> No difficulty Some difficulty A lot of difficulty Cannot do at all Don't know <p>Do you have difficulty walking or climbing steps?</p> <ul style="list-style-type: none"> No difficulty Some difficulty A lot of difficulty Cannot do at all Don't know <p>Do you have difficulty remembering or concentrating?</p> <ul style="list-style-type: none"> No difficulty Some difficulty A lot of difficulty Cannot do at all Don't know <p>Do you have difficulty with self-care, such as washing all over or dressing?</p> <ul style="list-style-type: none"> No difficulty Some difficulty A lot of difficulty Cannot do at all Don't know <p>Using your usual language, do you have difficulty communicating, for example understanding or being understood?</p> <ul style="list-style-type: none"> No difficulty Some difficulty A lot of difficulty Cannot do at all Don't know 	<p>New question added at the request of implementing partners</p> <p>Response options taken from the Washington Group Short Set on Functioning: https://www.washingtongroup-disability.com/question-sets/wg-short-set-on-functioning-wg-ss/</p> <p>The same options will be used for adults and children. UNICEF does have a child-specific question set, but it is more than double the length.</p>
Occupation	<p>What is your occupation?</p> <ul style="list-style-type: none"> Not employed Agriculture Domestic service Unskilled manual Skilled manual Sales and services Clerical Professional/technical/managerial 	<p>What are your parents' jobs? [staff to categorise & code only the highest]</p> <ul style="list-style-type: none"> No parents Not employed Agriculture Domestic services Unskilled manual Skilled manual Sales and services Clerical Professional/technical/managerial 	We aligned the occupation categories with the 2014 DHS, adding domestic services

Domain	Adult response options (>18y)	Child response options	Notes
Income	<p>What income band are you in?</p> <ul style="list-style-type: none"> Less than 24,000 KSh/month (288,000/yr, 10% Tax band) Between 24,000 - 32,333 KSh/month (288,000 - 100,000/yr, 25% Tax band) More than 32,333 KSh/month (388,000/yr, 30% Tax band) 	N/A	<p>We removed the question on food adequacy as we felt it was not likely to render robust information</p> <p>We also dropped the subjective question on income adequacy due to concerns about face validity.</p> <p>We replaced these income questions with a more direct item on income categories, based on the Kenya Revenue Authority tax bands.</p>
Housing	<p>What is your floor made of in your house?</p> <ul style="list-style-type: none"> Cement Other <p>Do you have a source of water within your compound?</p> <ul style="list-style-type: none"> Yes No <p>Does your household have electricity, solar, or a generator?</p> <ul style="list-style-type: none"> Yes No <p>What type of toilet facility do members of your households usually use?</p> <ul style="list-style-type: none"> Own toilet/latrine Communal toilet/latrine None (bush/field) 	<p>What is your floor made of in your house?</p> <ul style="list-style-type: none"> Cement Other <p>Do you have a source of water within your compound?</p> <ul style="list-style-type: none"> Yes No <p>Does your household have electricity, solar, or a generator?</p> <ul style="list-style-type: none"> Yes No <p>What type of toilet facility do members of your households usually use?</p> <ul style="list-style-type: none"> Own toilet/latrine Communal toilet/latrine None (bush/field) 	<p>We switched from 'earth, sand or dung' to 'cement'. This is the reciprocal question and is faster to ask.</p> <p>We switched from 'do you have water piped into your own house or yard?' to 'do you have a source of water within your compound' because some rich people use boreholes</p> <p>We revised the wording of the toilet question changed to add greater clarity</p> <p>All options are aligned with the 2014 DHS</p>
Assets	<p>Do you own a smartphone?</p> <ul style="list-style-type: none"> Yes No <p>Does your household own a:</p> <ul style="list-style-type: none"> Bicycle Motorcycle/scooter Car or truck None Other 	<p>Does your household own a smart phone (with a touch screen)?</p> <ul style="list-style-type: none"> Yes No <p>Does your household own a:</p> <ul style="list-style-type: none"> Bicycle Motorcycle/scooter Car or truck None Other 	<p>We noted that smartphone ownership is so prevalent that it is only a sensible proxy for wealth in rural areas</p>

Note – The question on **migrant status** was removed on the basis that the migration population is negligible, and screening conducted in refugee camps will be signalled by location.

Table 9. Nepal – update from in-person February workshop. To be translated into Nepali and Maithali.

Domain	Adult response options	Child response options	Notes
Age	Any integer >18	Any integer 5 - 17	Already routinely gathered
Gender	<ul style="list-style-type: none"> Female Male Other 	<ul style="list-style-type: none"> Female Male Other 	Already routinely gathered

Domain	Adult response options	Child response options	Notes
Phone ownership	Do you need someone else to receive your text message reminders? <ul style="list-style-type: none"> • Mother or father • Spouse • Daughter or son • Other • No (= phone ownership) 	Provided contact number: <ul style="list-style-type: none"> • Mother or father • Guardian • Teacher • Other 	Already routinely gathered
Place of residence	N/A	N/A	Urban/rural automatically inferred
Distance to clinic	N/A	N/A	Automatically calculated by Peek
Language	What language do you speak most often at home? <ul style="list-style-type: none"> • Nepali • Maithali • Bhojpuri • Tharu • Tamang • Newar • Bajjika • Magar • Doteli • Urdu • Avadhi • Limbu • Gurung • Baitadeli • Other 	What language do you speak most often at home? <ul style="list-style-type: none"> • Nepali • Maithali • Bhojpuri • Tharu • Tamang • Newar • Bajjika • Magar • Doteli • Urdu • Avadhi • Limbu • Gurung • Baitadeli • Other 	No changes
Ethnicity	What is your ethnicity? <ul style="list-style-type: none"> • Hill Brahmin • Hill Chhetri • Terai Brahmin/Chhetri • Other Terai caste • Hill Dalit • Terai Dalit • Newar • Hill Janajati • Terai Janajati • Muslim • Migrant • Other 	What is your ethnicity? <ul style="list-style-type: none"> • Hill Brahmin • Hill Chhetri • Terai Brahmin/Chhetri • Other Terai caste • Hill Dalit • Terai Dalit • Newar • Hill Janajati • Terai Janajati • Muslim • Migrant • Other 	No changes
Relationships	<i>What is your current marital status?</i> <ul style="list-style-type: none"> • Never married • Married • Divorced/separated • Widowed <p>Has your partner been living away for the past six months or more?</p> <ul style="list-style-type: none"> • Yes • No 	<i>Do you live with:</i> <ul style="list-style-type: none"> • Both parents • Just one parent • Another relative • Guardian (non-relative) <ul style="list-style-type: none"> • Orphanage 	No changes
Health insurance coverage	Do you have active medical health insurance today? <ul style="list-style-type: none"> - Yes - No 	N/A	New question added for medical health tourists on the basis that many Indians cross the border to access care

Domain	Adult response options	Child response options	Notes
Religion	What is your religion? <ul style="list-style-type: none"> • Hindu • Buddhist • Muslim • Kirat • Christian • No religion • Other 	What is your religion? <ul style="list-style-type: none"> • Hindu • Buddhist • Muslim • Kirat • Christian • No religion • Other 	No changes
Education	What is your highest level of completed schooling? <ul style="list-style-type: none"> • No formal education • Primary • Lower secondary • SLC or higher secondary • University 	N/A	Adult options refined: 'Some secondary' changed to 'Lower secondary' and 'SLC and above' changed to 'SLC or higher secondary' or 'university'
Disability	<p>Do you have difficulty hearing, even if using a hearing aid(s)?</p> <ul style="list-style-type: none"> • No difficulty • Some difficulty • A lot of difficulty • Cannot do at all • Don't know <p>Do you have difficulty walking or climbing steps?</p> <ul style="list-style-type: none"> • No difficulty • Some difficulty • A lot of difficulty • Cannot do at all • Don't know <p>Do you have difficulty remembering or concentrating?</p> <ul style="list-style-type: none"> • No difficulty • Some difficulty • A lot of difficulty • Cannot do at all • Don't know <p>Do you have difficulty with self-care, such as washing all over or dressing?</p> <ul style="list-style-type: none"> • No difficulty • Some difficulty • A lot of difficulty • Cannot do at all • Don't know <p>Using your usual language, do you have difficulty communicating, for example understanding or being understood?</p> <ul style="list-style-type: none"> • No difficulty • Some difficulty • A lot of difficulty • Cannot do at all Don't know	<p>Do you have difficulty hearing, even if using a hearing aid(s)?</p> <ul style="list-style-type: none"> • No difficulty • Some difficulty • A lot of difficulty • Cannot do at all • Don't know <p>Do you have difficulty walking or climbing steps?</p> <ul style="list-style-type: none"> • No difficulty • Some difficulty • A lot of difficulty • Cannot do at all • Don't know <p>Do you have difficulty remembering or concentrating?</p> <ul style="list-style-type: none"> • No difficulty • Some difficulty • A lot of difficulty • Cannot do at all • Don't know <p>Do you have difficulty with self-care, such as washing all over or dressing?</p> <ul style="list-style-type: none"> • No difficulty • Some difficulty • A lot of difficulty • Cannot do at all • Don't know <p>Using your usual language, do you have difficulty communicating, for example understanding or being understood?</p> <ul style="list-style-type: none"> • No difficulty • Some difficulty • A lot of difficulty • Cannot do at all Don't know	<p>New question added at the request of implementing partners</p> <p>Response options taken from the Washington Group Short Set on Functioning: https://www.washingtongroup-disability.com/question-sets/wg-short-set-on-functioning-wg-ss/</p> <p>The same options will be used for adults and children. UNICEF does have a child-specific question set, but it is more than double the length.</p>

Domain	Adult response options	Child response options	Notes
Occupation	What is your occupation? <ul style="list-style-type: none"> • Unemployed • Agriculture • Unskilled work • Government or private employee • Business owner / professional • Housewife 	What is your father's job? <ul style="list-style-type: none"> • Unemployed / no father • Agriculture • Unskilled work • Government or private employee • Business owner / professional 	Father used on the basis that this is the best indicator of socioeconomic status. Women have more senior positions than their male partners in a negligible proportion of households Interviewer to categorise and code the highest
Income adequacy	When you think about the income in your household would you say it is: <ul style="list-style-type: none"> • Not enough to cover our needs, we must borrow, • Not enough to cover our needs, we use savings, • Just enough to cover our needs, • Enough to cover our needs, we are able to save a little • Enough to cover our needs, we are building savings 	N/A	No changes
Housing	Is your house's floor made of cement? <ul style="list-style-type: none"> • Yes • No Do you have water piped into your own house or yard? <ul style="list-style-type: none"> • Yes • No Does your household have electricity? <ul style="list-style-type: none"> • Yes • No What kind of toilet does your household you use? <ul style="list-style-type: none"> • Own toilet/latrine – inside dwelling • Own toilet/latrine – in yard/plot • Shared toilet/latrine • None (bush/field) 	Is your house's floor made of cement? <ul style="list-style-type: none"> • Yes • No Do you have water piped into your own house or yard? <ul style="list-style-type: none"> • Yes • No Does your household have electricity? <ul style="list-style-type: none"> • Yes • No What kind of toilet does your household you use? <ul style="list-style-type: none"> • Own toilet/latrine – inside dwelling • Own toilet/latrine – in yard/plot • Shared toilet/latrine • None (bush/field) 	No changes
Assets	Do you own a smartphone? <ul style="list-style-type: none"> • Yes • No Does your household own a: <ul style="list-style-type: none"> • Bicycle or rickshaw • Motorcycle or scooter • Car or truck • Three-wheel tempo Do you own your dwelling? <ul style="list-style-type: none"> • Yes • No 	Does your household own a smartphone? <ul style="list-style-type: none"> • Yes • No Does your household own a: <ul style="list-style-type: none"> • Bicycle or rickshaw • Motorcycle or scooter • Car or truck • Three-wheel tempo 	No changes

Notes:

The question on migrant status ('Were you born in Nepal') was removed as the team felt it will be too inflammatory

The Nepalese team were concerned that data collectors will not have capacity to ask all of the questions. If this turns out to be the case, the team feel that Income, Occupation, and Housing are the three most important indicators to focus on.

Summary of major changes from the in-person workshop:

Migrant status was dropped from the Kenyan and Nepalese surveys. Household composition was added in Botswana. Disability was included in all settings. Nepal added a question on whether adults had health insurance. The income questions changed in all settings, and the food adequacy question was dropped for all settings.

6. Translation and piloting: The finalised survey instruments will be translated into the most commonly spoken language in each setting, back-translated into English to check that meaning has not been lost, and then piloted with laypeople by a domestic research assistant using a ‘think aloud’ approach²⁹. Further refinements to optimise the response options and wording based on this feedback were incorporated and re-translated

7. Post-pilot review: After the first three months or 1,000 responses, whichever is sooner, we will review the questions with the data collectors and ask:

- Do any of the questions require clarifications? How could they be re-worded?
- Were any questions problematic, inappropriate, or particularly sensitive? How could they be reworded?
- Where there any questions where the interviewer felt the participants were not answering accurately?
- Do any questions need to be dropped? Or added?
- Do the questions perform adequately for all age groups?
- Is the time taken to ask the additional questions appropriate?

We will analyse the sociodemographic data that has been collected by programme implementers using the [Peek Acuity app](#) to calculate the mean number of seconds spent on each question, along with the interquartile range. We will discuss potential ways to reduce the time spent on the longest questions with the broader team. We will also assess the data entry information to assess which questions are most likely to be skipped, and whether the responses for any particular questions display characteristics that signal gaming or misinterpretation e.g., the first response option being ticked disproportionately often. Given that our questions draw heavily on the DHS model survey that is designed for >15 year olds, we will also perform stratified analyses that examine response rates and rates of missing items by age band. We will assess the validity and reliability of the questionnaire.

Outcome measures

Our primary outcome is attendance at ophthalmic clinic within 21 days (including weekends) of referral from triage. We will compare this outcome between categories of SD characteristic. Attendance is routinely recorded in the Peek Capture app when participants check-in to the ophthalmic clinic.

Participants who entered the screening programme within three weeks of the end of the programme will be excluded from analysis of attendance rates. Those who were referred for treatment over three weeks before the close of the programme and had not attended by the close will be deemed non-attenders (even if they subsequently attend after the closure of the study).

Secondary analyses

We will report the prevalence of vision impairment among those presenting to triage, by SD group.

A secondary outcome is attendance at triage within 21 days of a positive referral at screening. We will collect SD data from a representative sample of those attending for initial screening. This will allow us to identify if the proportion of people attending triage following a positive screening differs between different categories of SD characteristic. In addition, we can assess whether there are differences in terms of SD characteristics between those who screen negative vs. those screened positive.

Data collection

When participants present to eye screening programmes they are checked-in by programme implementers using the Peek Capture app running on android smartphones. Age, sex, phone ownership, and location data will be obtained for every participant at the point at which they enter the screening programmes.

The new SD questions will pop up on the data collection app for every 10th participant who presents for screening (first blue column in [Figure 3](#)). This will provide a representative sample for programmes where the total population of attendees exceeds 3,460 (with 80% power and $\alpha=0.05$).

The SD questions will also be asked of all those who are identified with an eye problem and referred onward for ophthalmic assessment and/or treatment (‘triaged positive’ in [Figure 3](#)). These data will form the basis of the primary analysis: exploring the proportion of those with each characteristic who do or do not attend.

At both stages, programme implementers will enter responses using pre-set drop-down options. All those involved in data collection will receive standardised training from Peek Vision, including training on maintaining confidentiality and supporting respondents if they become distressed. The questions will be administered in a confidential setting.

These SD questions will be routinely used in all future Peek Vision-based screening programmes however we will only publish data from consenting participants. We will report our findings at six and twelve months.

Given the risk of pandemic-related suspensions and delays, we will extend the study to collect and analyse data on a minimum of 1,000 referred participants if we have not already collected data on this many participants after 12 months.

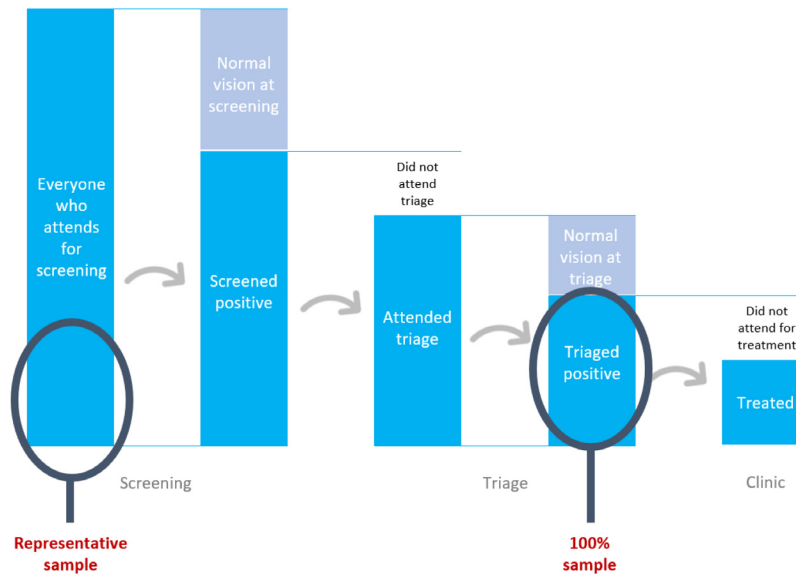


Figure 3. The two stages where we will gather sociodemographic data.

Statistical methods

We will use logistic regression to report odds ratios for the outcome (non-attendance) for each SD domain in each country.

Complete case analyses will be performed initially, but if missing data are more than 5% for a given variable then we will perform a range of sensitivity analyses to check the robustness of our estimates

We will publish anonymised aggregate data on [GitHub](#), along with all our statistical code.

Sample size

We are aiming to compare the proportion of people who do not attend clinic within 21 days across the different categories of each sociodemographic characteristic. As we will be making multiple comparisons there is a risk that we will detect spurious associations due to chance alone (type 1 error). To mitigate against this, we will use a confidence interval of 99%.

If comparing two categories within a particular SD characteristic, anticipating a baseline attendance rate of 50%, we will need at least 145 people in each category in order to detect a 20% difference in attendance with 80% power. We will gather SD information from everyone referred on for treatment and/or further ophthalmic assessment.

These analyses will be performed on the data from all consenting participants at six months, 12 months, or after 1,000 participants have been referred in each respective programme if these minimum thresholds have not been met in the first year.

Sample size for those who attend for screening

In Botswana and Nepal, we expect that 10,000 people will present in the first year. In Kenya we expect 500,000 people will present in the first year. We will programme the Peek data collection software to present the SD data collection questions for every tenth person, meaning we will have SD data from 50,000 people in Kenya and 1,000 people in Nepal and Botswana. Of these we expect around 20% will screen positive providing our sample for analysis or triage attendance: 200 people in Nepal and Botswana, and 10,000 people in Kenya.

Sample size for triage stage

We estimate that 2,000 people will triage positive in Botswana and Nepal in the first 12 months, and 100,000 in Kenya. We will collect SD data from all those who have not already provided their data at the screening stage. Whilst this 100% sample at the triage stage will give us sufficient numbers to perform robust comparisons within SD domains with few response options – such as gender - we may not get sufficient numbers to power comparisons in Nepal and Botswana for domains like language and ethnicity where there are multiple response options, and some rare categories. As this project is an exploratory analysis, our study will inform future work that can focus on characteristics that exhibit large but imprecise ORs.

Bias

To reduce the risk of selection bias the SD questions will be asked of all those referred, and from a representative sample of those entering the programme. We will collect the SES data from every tenth participant who presents, assuming that presentation order is not systematically associated with SES characteristics. We have developed robust sets of SD

questions that minimise the risk of recall bias, and we will deliver standardised training to reduce the risk of measurement bias.

Data management

Any participants' identifiable data collected by the Study Coordination Centre will be stored securely and their confidentiality protected in accordance with the Data Protection Act 1998 on Peek Vision servers.

Data and all appropriate documentation will be stored for a minimum of 12 months after the completion of the study, including the follow-up period.

All analyses will be performed on anonymised data (name, date of birth, and address removed), held on encrypted and password-protected servers at LSHTM.

Data will be collected by eye care programme providers using Android devices with access to the Peek Capture application. Peek Capture enforces security controls that include strong device passcodes and native Android encryption. Data stored is time limited, the device syncs via an encrypted connection with a Peek managed server, the data is then deleted to minimise the risk of data stored on the device.

The data are stored on a Peek managed server hosted in a Virtual Private Cloud (VPC) utilising the [Amazon Web Services \(AWS\) Cloud](#). Each Peek powered programme is hosted on its own dedicated server and a VPC that will reside in the UK/EU ensuring all of the data privacy safeguards as governed under the GDPR. All data collected is securely stored in AWS data centers which are state of the art, utilising innovative architectural and engineering approaches.

Ethical considerations

Ethical review

We will seek ethical approval from the LSHTM ethics committee, and ethics committees in Botswana, Kenya and Nepal.

Risks and Benefits

There are no direct benefits to participants. The information gleaned from the study will help us to identify and engage with the groups that are least likely to attend in attempt to improve access to those groups.

There are two main risks. Firstly, some participants may experience psychological discomfort when asked about their life circumstances, particularly if they are very disadvantaged or ashamed of their social and/or material conditions. Members of persecuted or marginalised ethnic, religious, or social groups may be afraid to disclose this information. The second risk is inadvertent disclosure of sensitive and confidential personal information.

In terms of mitigating these risks, we have developed socio-demographic questions with in-country teams and lay review

in order to minimise the risk of causing distress. We will pilot the questions and revise the wording further if any issues arise. Sociodemographic questions will be asked in a confidential setting where others will not be able to hear the responses. Programme implementers will be trained to protect privacy and confidentiality during data collection. Programme implementers will also receive training on how to support participants who become distressed. This includes giving them time and space, offering supportive comments, and providing contact details for local support groups.

We are using world-class data management and storage processes to provide the highest possible level of protection for patient data. See the data management section below.

Consent

No participants will be placed under any compulsion or coercion. Participants will not have to provide consent in order to participate in- and benefit from the screening programme. Participants will be able to decline to answer as many questions as they wish. We will use tick boxes as they reduce barriers for consenting among non-literate groups. We will read out the study information and consent form for non-literate participants and provide impartial witnesses who will also sign the consent form in these instances.

Adult consenting procedure (in-person)

All adult participants will be asked to provide informed written (digital tick box) consent for their anonymised data to be published at the point that they present to services. Their consent will be taken by data collectors, using the [Peek Acuity app](#).

For this negligible-risk study, the patient information leaflet (PIL) will be read to each adult:

- “Now I will ask you a series of questions about your income, education, occupation, and personal characteristics.
- We will use this information to check that our programme is reaching people from every background; and to make improvements where we are missing certain groups.
- We will anonymise your data and keep it safe and secure on a virtual server within the European Union (EU).
- We will not sell your data.
- We will publish our findings in a research journal and a public repository, but your personal information will not be included.
- You do not let us analyse and share your data; participation is completely voluntary. You can change your mind at any time and your decision will not affect the care you receive
- We have a researcher available to answer any questions you may have [may be via phone]

- Please read this statement and tick to indicate whether you consent or not:”

Potential participants will have the option to read the information for themselves if they wish. Each person will be asked if they would like to ask any questions or discuss the study further. If not, they will be handed the android device displaying the following text and tick boxes:

“I understand that my anonymous data may be shared with other researchers or online in a public repository, and that I will not be identifiable from this information. I understand that my decision will not affect the care that I receive, and I am free to change my mind anytime I like.”

I consent

I do not consent

Implementers will be given training on taking consent and dealing with questions as part of their orientation training.

The use of a tick box rather than a signature aligns with the MHRA/HRA joint guidance for low-risk trials³⁰ and extends participation to those who may not be able to write their names.

The statement will be available in all the major local languages. The relevant domestic technical working group for each country will perform the translation. The translation will be checked by a lay representative.

A consent statement will be read out to those who cannot read - this includes people with marked visual impairment. These people will be given the opportunity to provide verbal consent and tick digital boxes on the Android device to signal their consent if they agree to participate. Independent witnesses will be available at each screening site to co-sign the consent form for all illiterate participants. These witnesses will be provided by primary care centre for community screening programmes. There will not be any house-to-house screening.

Digital form used to obtain consent from adults who cannot read

Statement to be read out by programme implementer	Participant’s tick	Impartial witness tick
“I have had the information explained to by study personnel in a language that I understand. I have had the opportunity to consider the information, ask questions and have these answered satisfactorily.”		
“I understand that my participation is voluntary and that I am free to withdraw at any time without giving any reason, without my medical care or legal rights being affected.”		

Statement to be read out by programme implementer	Participant’s tick	Impartial witness tick
“I understand that data about me may be shared via a public data repository or by sharing directly with other researchers, and that I will not be identifiable from this information.”		
“I agree to take part in the above named study.”		

Obtaining remote consent for children

As parents/guardians will not be present at school on the day that screening teams attend, we will send participant information and consent forms in the week before the screening teams arrive. Depending on the programme, this will either be by SMS or a paper form sent home with the children. The material will be written in the local dialect and will provide a free-phone number, email address, and postal address to discuss any questions with the study with the in-country research manager.

SMS consenting messages:

1. Hi! When we check your child’s vision next week, we will also ask them a series of questions about their home situation and personal characteristics
2. We will use this information to check that our programme is reaching people from every background; and to make improvements where we are missing certain groups
3. We will anonymise all data and keep it safe and secure on a virtual server within the European Union (EU) for 10 years // We will not sell your child’s data
4. We will publish our findings in a research journal and a public repository, but your child’s personal information will not be included
5. There are no direct benefits or risks to you or your child. // The University of Botswana ethics board has approved this project.
6. Participation is voluntary. You can change your mind at any time // You can find more information here [bit.ly hyperlink] // Or free-phone +xxxxxxxxxxxxxxx
7. Please read the next two messages very carefully. They set out a consent statement. Once you have read them, please respond if you DO NOT agree
8. I understand that my child’s anonymised data may be shared with other researchers or online in a public repository for research
9. I understand that I can call +xxxxxxxxxxxxxxx to ask any questions; my decision will not affect the care my child receives; and I can change my mind at any time
10. If you DO NOT consent for us to use your child’s data, please reply to this message with your full name // Your message will be free

In areas where teams are not able to use SMS data collection systems, we will use paper forms sent home with children for their parents to sign. The forms will contain the same information, along with a tick box to provide consent.

If the parents/guardians are illiterate, they will be provided with a phone number to speak with a research coordinator. If they are unable to use the provided phone number, parents/guardians will be asked by the teachers to attend with their child on the day of screening to provide verbal consent.

Child assent

Assent will be sought from children by programme implementers before asking the sociodemographic questions:

“Now I am going to ask you some questions about you and your home life. You can say ‘I don’t know’ or skip any questions that you don’t want to answer. Please tick this [digital] box to show that you understand what I’ve just said.”

Procedures for following-up non-attenders

All participants who do not present for treatment within locally set timeframes (generally 3-4 weeks from the date of referral) will receive SMS reminders and the in-country programme team will have access through Peek Admin to contact non-attenders by SMS or telephoning all non-attending patients.

Dissemination

Our findings will be shared with programme managers who will use the information to target sociodemographic groups with the lowest attendance rates. Managers will engage with members of these groups to explore the specific barriers they are facing and co-develop potential service improvements that will be trialled. Our findings will also be shared with screening partners around the world who are not currently analysing outcomes by sociodemographic indicators. We will publish our findings in a peer-reviewed journal, present the findings at conferences, and develop policy briefs to share with governments in each country.

Data availability

OSF: Data Management Plan

<https://osf.io/dyj3f/> (DOI: 10.17605/OSF.IO/DYJ3F)

This project contains the following underlying data:

- Appendix_DMP.docx

Data are available under the terms of the [Creative Commons Zero “No rights reserved” data waiver](#) (CC0 1.0 Public domain dedication).

Protocol study status

We have obtained ethical approval from LSHTM. The protocol is under review with the University of Botswana. Recruitment has not started.

References

1. World Health Organization: **Universal health coverage (UHC)**. 2021. [Reference Source](#)
2. Marmot M, Goldblatt P, Allen J, et al.: **Fair Society Healthy Lives: The Marmot Review**. 2010. [Reference Source](#)
3. Marmot M: **Social determinants of health inequalities**. *Lancet*. 2005; **365**(9464): 1099–1104. [PubMed Abstract](#) | [Publisher Full Text](#)
4. World Health Organization: **Health inequities and their causes**. 2018. [Reference Source](#)
5. Hart JT: **The inverse care law**. *Lancet*. 1971; **1**(7696): 405–412. [PubMed Abstract](#) | [Publisher Full Text](#)
6. World Health Organization: **Closing the gap in a generation: health equity through action on the social determinants of health - Final report of the commission on social determinants of health**. 2008. [Reference Source](#)
7. Burton MJ, Ramke J, Marques AP, et al.: **The Lancet Global Health Commission on Global Eye Health: vision beyond 2020**. *Lancet Glob Health*. 2021; **9**(4): e489–e551. [PubMed Abstract](#) | [Publisher Full Text](#) | [Free Full Text](#)
8. Ramke J, Kyari F, Mwangi N, et al.: **Cataract Services are Leaving Widows Behind: Examples from National Cross-Sectional Surveys in Nigeria and Sri Lanka**. *Int J Environ Res Public Health*. 2019; **16**(20): 3854. [PubMed Abstract](#) | [Publisher Full Text](#) | [Free Full Text](#)
9. Trimmel J: **Inequality and inequity in eye health**. *Community Eye Health*. 2016; **29**(93): 1–3. [PubMed Abstract](#) | [Free Full Text](#)
10. Peek Vision: **Major new research programme could fast-track health service improvement in low and middle-income countries**. *Peek Vision*. 2018. [Reference Source](#)
11. Bastawrous AI, Rono HK, Livingstone IAT, et al.: **Development and Validation of a Smartphone-Based Visual Acuity Test (Peek Acuity) for Clinical Practice and Community-Based Fieldwork**. *JAMA Ophthalmol*. 2015; **133**(8): 930–937. [PubMed Abstract](#) | [Publisher Full Text](#) | [Free Full Text](#)
12. World Health Organization: **World report on vision**. 2019. [Reference Source](#)
13. World Health Organization & World Bank: **Monitoring progress towards universal health coverage at country and global levels: framework, measures and targets**. 2014. [Reference Source](#)
14. UN General Assembly: **A/RES/75/310. Vision for Everyone: accelerating action to Achieve the Sustainable Development Goals**. 2021. [Reference Source](#)
15. World Health Organization: **Making fair choices on the path to universal health coverage: final report of the WHO consultative group on equity and universal health coverage**. 2014. [Reference Source](#)
16. Galobardes B, Shaw M, Lawlor DA, et al.: **Indicators of socioeconomic position (part 1)**. *J Epidemiol Community Health*. 2006; **60**(1): 7–12. [PubMed Abstract](#) | [Publisher Full Text](#) | [Free Full Text](#)
17. Galobardes B, Shaw M, Lawlor DA, et al.: **Indicators of socioeconomic position (part 2)**. *J Epidemiol Community Health*. 2006; **60**(2): 95–101. [PubMed Abstract](#) | [Publisher Full Text](#) | [Free Full Text](#)
18. Howe LD, Hargreaves JR, Ploubidis GB, et al.: **Subjective measures of socioeconomic position and the wealth index: a comparative analysis**. *Health Policy Plan*. 2011; **26**(3): 223–232. [PubMed Abstract](#) | [Publisher Full Text](#)
19. Allen LN, Mackinnon S, Gordon I, et al.: **Performance and resource requirements of in-person versus voice call versus automated telephone-based socioeconomic data collection modalities for community-based**

- health programmes: a systematic review protocol.** *BMJ open.* 2022; **12**(4): e057410.
[PubMed Abstract](#) | [Publisher Full Text](#)
20. Allen LN, Smith RW, Simmons-Jones F, *et al.*: **Addressing social determinants of noncommunicable diseases in primary care: a systematic review.** *Bull World Health Organ.* 2020; **98**(11): 754–765B.
[PubMed Abstract](#) | [Free Full Text](#)
 21. Dahlgren G, Whitehead M: **European strategies for tackling social inequities in health: Levelling up Part 2.** 2006; 149.
[Reference Source](#)
 22. USAID: **DHS Model Questionnaire - Phase 8 (English).** 2020.
[Reference Source](#)
 23. USAID: **The Demographic and Health Surveys (DHS) Program.** 2022.
[Reference Source](#)
 24. Mactaggart I, Limburg H, Bastawrous A, *et al.*: **Rapid Assessment of Avoidable Blindness: looking back, looking forward.** *Br J Ophthalmol.* 2019; **103**: 1549–1552.
[PubMed Abstract](#) | [Publisher Full Text](#) | [Free Full Text](#)
 25. Equity Tool: **Equity Tool.** a simple way to assess if your program is reaching the poor. Equity Tool.
[Reference Source](#)
 26. Kenya National Bureau of Statistics, Ministry of Health/Kenya, National AIDS Control Council/Kenya, *et al.*: **Kenya Demographic and Health Survey 2014.** 2014.
[Reference Source](#)
 27. Statistics Botswana: **Botswana Demographic Survey Report 2017.** 2018.
[Reference Source](#)
 28. MOH/Nepal, M. of H.- & Ministry of Health - MOH/Nepal, *et al.*: **Nepal Demographic and Health Survey 2016.** 2017.
[Reference Source](#)
 29. Charters E: **The Use of Think-aloud Methods in Qualitative Research An Introduction to Think-aloud Methods.** *Brock Educ J.* 2003; **12**.
[Publisher Full Text](#)
 30. HRA and MHRA: **Joint statement on seeking consent by electronic methods ("eConsent").** 2018.
[Reference Source](#)