




ORIGINAL ARTICLE

Kidney disease and mortality in patients with respiratory tract infections: a systematic review and meta-analysis

Guobin Su ^{1,2,3,4,*}, Masao Iwagami^{5,6,*}, Xindong Qin², Helen McDonald⁵, Xusheng Liu², Juan Jesus Carrero⁴, Cecilia Stålsby Lundborg³ and Dorothea Nitsch⁵

¹National Clinical Research Center for Kidney Disease, State Key Laboratory of Organ Failure Research, Department of Nephrology, Nanfang Hospital, Southern Medical University, Guangzhou City, China,

²Department of Nephrology, Guangdong Provincial Hospital of Chinese Medicine, Second Affiliated Hospital, Guangzhou University of Chinese Medicine, Guangzhou City, China, ³Health Systems and Policy, Department of Global Public Health, Karolinska Institutet, Stockholm, Sweden, ⁴Department of Medical Epidemiology and Biostatistics, Karolinska Institutet, Stockholm, Sweden, ⁵Department of Non-Communicable Disease Epidemiology, London School of Hygiene and Tropical Medicine, London, UK and ⁶Department of Health Services Research, University of Tsukuba, Ibaraki, Japan

Correspondence to: Xusheng Liu: E-mail: xushengliu801@126.com; Guobin Su: guobin.su@ki.se

*These authors contributed equally as co-first author.

ABSTRACT

Background. Respiratory tract infections (RTIs) are a common reason for people to seek medical care. RTIs are associated with high short-term mortality. Inconsistent evidence exists in the association between the presence of kidney disease and the risk of death in patient with RTIs.

Methods. We searched the PubMed, Cochrane Library and Embase databases from inception through April 2019 for cohort and case-control studies investigating the presence of kidney disease (defined as medical diagnosis of kidney disease, reduced estimated glomerular filtration rate or creatinine clearance, elevated serum creatinine and proteinuria) on mortality in adults with RTIs in different settings including community, inpatient and intensive care units. We assessed the quality of the included studies using Cochrane Collaboration's tool and conducted a meta-analysis on the relative risk (RR) of death.

Results. Of 5362 records identified, 18 studies involving 16 676 participants met the inclusion criteria, with 15 studies investigating pneumonia and 3 studies exploring influenza. The risk of bias in the available evidence was moderate. Most [17/18 (94.5%)] of studies reported positive associations of underlying chronic kidney disease with mortality. The pooled adjusted risk for all-cause mortality in patients with RTIs almost doubled [RR 1.96 (95% confidence interval 1.48–2.59)] in

Received: 12.8.2019; Editorial decision: 21.11.2019

© The Author(s) 2020. Published by Oxford University Press on behalf of ERA-EDTA.

This is an Open Access article distributed under the terms of the Creative Commons Attribution Non-Commercial License (<http://creativecommons.org/licenses/by-nc/4.0/>), which permits non-commercial re-use, distribution, and reproduction in any medium, provided the original work is properly cited. For commercial re-use, please contact journals.permissions@oup.com

patients with kidney disease. Associations were consistent across different timings of kidney disease assessment and provenances of RTIs (community-acquired or healthcare-associated).

Conclusions. The presence of kidney disease is associated with higher mortality among people with RTIs, especially in those with pneumonia. The presence of kidney disease might be taken into account when considering admission for patients who present with RTIs.

Keywords: chronic kidney disease, influenza, meta-analysis, mortality, pneumonia, respiratory tract infection

INTRODUCTION

Respiratory tract infections (RTIs), including pneumonia and influenza, are common and can be life-threatening if not treated promptly [1]. With >290 million episodes each year globally, RTIs are among the most common reasons why people seek healthcare [2]. Among those with lower RTIs, >2.7 million people die each year and pneumococcal pneumonia is the cause of more than half of the deaths [2]. In the current era of avoiding antibiotic resistance, antibiotic use for treating RTIs should be minimized. However, antibiotic treatment is advocated for high-risk groups, such as patients receiving dialysis, when such patients present with RTIs [3]. Thus it is important to be able to identify patients at higher risk of mortality from RTIs.

Chronic kidney disease (CKD), characterized as reduced renal function, is a major public health problem affecting ~10% of the global adult population [4]. CKD was defined in 2002 [5] after the advent of a validated formula in 1999 to measure the estimated glomerular filtration rate (eGFR) [6]. Increased risk of death from RTIs in the dialysis population is already well established [7–9]. The first mortality prediction score in RTI included renal disease in 1997, but this preceded the currently used definition of CKD and only identified people with very severe kidney dysfunction or on dialysis [10]. In recent years, accumulated evidence has suggested that an increased risk of RTI-related death extends to patients with non-dialysis-dependent CKD [11, 12]. However, results are not consistent [11–15]: the magnitude of this association varies depending on different settings and types of RTIs, and even disappeared in some studies [14, 15]. Although a number of systematic reviews have explored the association between CKD and all-cause mortality or cardiovascular mortality [16–18], none have focused on infection-related mortality.

To date, it is unknown if pre-existing CKD helps stratify the risk of death, as RTIs are associated with high mortality risk related to the acute infection. Current admission scores in the guideline do not include CKD in the predictor [3] and only include symptoms such as respiratory rate. If an association between pre-existing CKD (not on dialysis) and the risk of death exists in the context of RTIs, then it has important implications for clinical care in terms of prompt antibiotic treatment and referring patients for further admission, pointing to infection prevention for reducing mortality in this population. Here we performed a systematic review to explore the impact of non-dialysis-dependent CKD on mortality among people who present with RTIs.

MATERIALS AND METHODS

The methods were pre-specified in a protocol that was registered with PROSPERO, an international prospective register of systematic reviews (<https://www.crd.york.ac.uk/prosp/record.php?RecordID=119599>).

Our systematic review was conducted in accordance with the Preferred Reporting Items for Systematic Reviews and Meta-analyses guidelines [19].

Search strategy

We performed a systematic literature search to identify all studies exploring kidney function and mortality in patients with RTIs. Our search strategy included the relevant key terms: ‘respiratory tract infection’, ‘kidney disease’, ‘creatinine’, ‘glomerular filtration rate’ and ‘mortality’ or ‘acute kidney injury’ (Supplementary data, Item 1). The search was conducted by two independent researchers (G.S. and X.Q.) using the Cochrane Central Register of Controlled Trials (CENTRAL, through April 2019), PubMed (1946–April 2019) and Embase (Elsevier; 1974–April 2019).

Inclusion and exclusion criteria

Studies were included if they met the following criteria: cohort or case-control studies; adult (≥ 18 years of age) with available kidney function measurements (creatinine, cystatin C or eGFR) with or without acute kidney injury (AKI); RTIs, such as pneumonia and influenza; and mortality, including all-cause mortality and cause-specific mortality. We excluded case reports, case series, editorials and review articles. We excluded those with chronic dialysis or kidney transplantation. There was no restriction of publication year. There was no restriction of gender and duration of follow-up time. We only included studies in English, Chinese or Japanese. In the case of multiple publications covering the same study population, we only included the report with the longest follow-up.

Exposure

We accepted a wide range of definitions of kidney disease, including medical diagnosis of kidney disease, reduced eGFR or creatinine clearance, elevated serum creatinine, proteinuria, micro-albuminuria or macro-albuminuria and renal structural abnormalities.

Outcomes

The primary outcome of interest was all-cause mortality within studies with a defined duration of follow-up period. The secondary outcomes included the risk of in-hospital mortality and 30- and 90-day mortality from infection during the study periods.

Study selection and data extraction

All the systematic search records from different databases were imported in EndNote (Clarivate Analytics, Philadelphia, PA, USA). After deduplication, eligible studies were listed and assessed independently by two reviewers (G.B.S. and M.I.) using

predefined inclusion criteria. First, we excluded studies based on their titles and abstracts. Second, we excluded studies based on the detailed inclusion criteria.

Four authors (G.B.S., M.I., X.D.Q. and H.M.) used predefined forms to extract data from the studies, including information on region, study design, participants, definition of infection, definition of kidney function, definition of mortality, covariates, results and follow-up period. For each study, relative risk (RR) including odds ratios (ORs), hazard ratios and incidence rate ratio were extracted (if reported) as well as the ones based on the most fully adjusted models. If different level groups (e.g. tertiles of renal function) were reported, then the most extreme comparison, that is, lowest versus highest level, was considered for the primary results. If the RR was not available in the studies, then the number or incidence of the outcomes was extracted to calculate the RRs.

Quality assessment

Two review authors (H.M. and M.I.) independently assessed the risk of bias of each included study using a pre-specified tool adapted from the Cochrane Collaboration's tool for observational studies [20] (Supplementary data, Item 2). Studies were assigned a high, moderate, low or uncertain risk of each of the following: selection bias, non-differential measurement error for exposure and outcome, information bias in exposure and outcome and confounding. In the case of any disagreement, the third author (D.N.) also assessed the study.

Statistical analyses

For each outcome measure of interest, random effects meta-analyses were conducted to pool RRs for mortality to determine the effect of the presence or absence of kidney disease or level of renal function.

Hazard ratios and RRs were considered interchangeably in analyses. If studies only reported ORs, then these were converted into RRs using the formula $RR = OR / [(1 - P_0) + (P_0 \times OR)]$, in which P_0 is the event incidence in the control group [21]. A sensitivity analysis was performed to exclude the studies with this transformation.

The I^2 statistic was used to measure heterogeneity across studies. Heterogeneity was explored through subgroup analyses whereby results were stratified by different settings of kidney function measurements [inpatients, intensive care unit (ICU) and others], time of kidney disease assessment (prior to RTI, on admission). Additional empirical Bayes meta-regression models were performed. These included study sample size (<500 versus ≥ 500 participants), the timing of kidney disease assessment (on admission versus prior to pneumonia), types of settings (ICU versus inpatients) and types of infection (healthcare-associated versus community-acquired).

Publication bias was assessed by funnel plot and the Begg test. Forest plots were used to display the mean difference or RR and 95% confidence interval (CI) for each study and the pooled summary effect. All data analyses were performed using Stata 15.0 (StataCorp, College Station, TX, USA).

RESULTS

Study selection

We identified 5361 records from systematic searching and 1 record from reference checking of the key papers. Of these, 4043 records underwent title and abstract screening after removing

duplicates. After excluding 3895 records based on title and abstract screening, 148 records remained for full-text assessment. We excluded 130 articles that did not meet inclusion criteria [abstract or no full text available ($n=22$); included patients with end-stage renal disease ($n=4$); language not English, Japanese or Chinese ($n=12$); no data of acute RTIs ($n=20$); no data on CKD or AKI ($n=20$); no baseline kidney function data ($n=28$); no data on mortality from RTI ($n=5$); no data of CKD or AKI on mortality ($n=15$) and tuberculosis ($n=4$)]. Eighteen studies met the eligibility criteria and were considered for meta-analysis [12–15, 22–34] (Figure 1).

Study characteristics

The studies selected for evaluation enrolled a total of 16 676 participants (Table 1). The studies were from France ($n=4$) [13, 22, 23, 26], Spain ($n=4$) [24, 30, 32, 33], China ($n=3$) [15, 28, 34], USA ($n=3$) [14, 25, 27], Mexico ($n=1$) [31], UK ($n=1$) [12], Canada ($n=1$) [11] and Qatar ($n=1$) [29]. All were cohort studies except for one case-control study [31]. Intensive care was the most common study setting, followed by inpatients, emergency [33], community [11, 12] and nursing home [32]. The average age ranged from 29 to 69 years and the proportion of men ranged from 38% to 78%. Most studies ended follow-up at hospital discharge.

Fourteen studies, enrolling 16 159 patients, provided data on pneumonia and the remaining three studies [14, 29, 31], enrolling 517 patients, investigated influenza. Most of the RTI diagnoses were either from clinical diagnosis or from International Classification of Disease codes. Most of the RTIs were community acquired. Two studies [24, 28] reported that the RTIs were healthcare-associated and one [15] did not distinguish the onset of RTIs. There were various definitions of kidney disease, including the previous history of kidney disease [13, 14, 27, 30, 32], elevated serum creatinine or blood urea nitrogen (BUN) [22–26, 28, 29, 31, 34] and reduced eGFR [11, 12, 15]. Ten studies [11, 22–26, 28, 29, 31, 34] identified kidney disease prior to the onset of RTIs and the remaining eight studies reported kidney disease status on admission. All studies reported short-term all-cause mortality following a pneumonia diagnosis. Ten studies [13–15, 22–25, 27, 29, 31] reported in-hospital mortality and the remaining eight studies reported 28–30 days mortality. One study [12] reported 90 days mortality.

Risk of bias assessment

The full quality assessment is reported in the Supplementary data, Table S1. Study quality was variable. Relying on routine medical history introduced a potential source of misclassification of kidney disease status for five studies [13, 14, 27, 30, 32].

Ten studies [13–15, 22–25, 27, 29, 31] reported in-hospital mortality with an unclear length of hospital stay, making the duration of follow-up unclear. All included studies identified deaths from death registers or hospital records extraction, with a low risk of misclassification of mortality. There was variable adjustment for confounding, from unadjusted crude estimates to estimates adjusted for a range of comorbidities and demographics.

The effect of kidney disease on mortality in patients with RTIs

When compared with individuals without kidney disease, the pooled adjusted risk for all-cause mortality in patients with

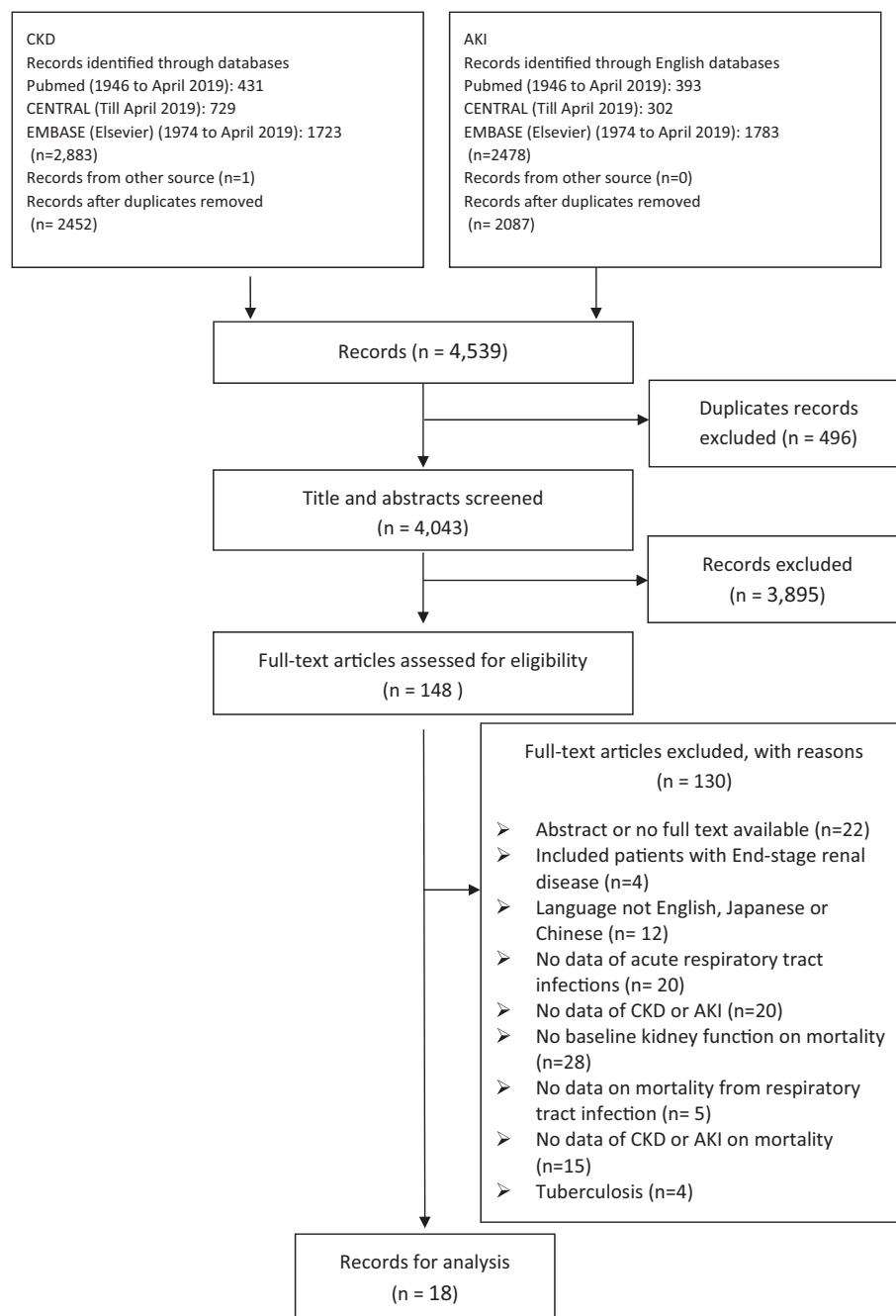


FIGURE 1: Flow chart. AKI: acute kidney injury; CKD: chronic kidney disease.

RTIs almost doubled [RR 1.96 (95% CI 1.48–2.59)] in those with kidney disease and with high heterogeneity ($I^2 = 86.2\%$, $P < 0.01$; Figure 2).

The effect of kidney disease on mortality in patients with influenza

In patients with influenza, the presence of kidney disease was associated with increased mortality risk. However, it did not reach conventional levels of statistical significance [RR 1.54 (95% CI 0.62–3.81)] due to low power and moderate heterogeneity ($I^2 = 2.5\%$, $P = 0.12$; Supplementary data, Figure S1).

The effect of kidney disease on mortality in patients with pneumonia

In patients with pneumonia, the all-cause mortality was more than two times higher [RR 2.02 (95% CI 1.51–2.72)] with high heterogeneity ($I^2 = 87.8\%$, $P < 0.01$; Figure 2). Higher risk of all-cause mortality in patients with pneumonia was observed in those with kidney disease, regardless of the timing of kidney disease measurement (prior to RTIs or on admission, Supplementary data, Figure S2) or setting (ICU, inpatients and others; Figure 2). The results were consistent in those with community-acquired pneumonia (CAP), healthcare-associated pneumonia (Supplementary data, Figure S3) and in-hospital or 28-/30-day

Table 1. Characteristics of studies reporting on the association between the presence of kidney disease and the risk of death in patients with RTIs

Identity	Region	Study design	Setting	Total participants	Age (years), mean \pm SD or median (quartile)	Male (%)	Follow-up duration	Types of infection	Onset	Definition of infection	Time of CKD assessment	Data source of CKD	Definition of CKD	Data source of mortality	Mortality
Zhang et al. [34]	China	Cohort	Inpatient	186	68.1 \pm 16.5	68.80	Until death or hospital discharge	Community-acquired pneumonia	Community-acquired	Clinical diagnosis confirmed by chest radiographs	On admission	Hospital records	BUN \geq 7.14 mmol/L	Hospital data	30-day mortality
Ceccato et al. [33]	Spain	Cohort	Emergency department	779	63-69 (48-79)	IPF: 59; NIPP: 58	Until death or hospital discharge, and the patients discharged alive were re-examined or at least contacted by telephone within 30-40 days from hospital discharge	Pneumonia	Community-acquired	Clinical diagnosis confirmed by chest radiographs and pneumococcal aetiology	Prior to RTI	Unclear	Medical history of chronic renal failure	Hospital data	30-day mortality
Su et al. [15]	China	Cohort	Inpatient	183	63 (49-77)	50.00	Until death or hospital discharge	Pneumonia	Not clear	ICD codes	Prior to RTI	1-12 months before index hospitalization	eGFR < 60 mL/min/1.73 m ²	Hospital data	In-hospital mortality
Cilloniz et al. [32]	Spain	Cohort	Nursing home	2023	65 \pm 19	62	Until death or hospital discharge	Pneumonia	Community-acquired	Clinical diagnosis confirmed by chest radiographs and <i>Pseudomonas aeruginosa</i> etiology	Prior to RTI	30 days prior to hospital admission	Medical history of chronic renal disease	Hospital data	30-day mortality
Mata-Marín et al. [31]	Mexico	Case-control	Inpatient	33	Cases 29 (25-46); controls 34 (22-44)		Case-control, but in hospital mortality defined cases: controls were discharged	Influenza A/H1N1	Community-acquired	Clinical diagnosis confirmed by PCR positive for A/H1N1 influenza	On admission	Medical records	Serum creatinine > 1.0 mg/dL	Hospital data	In-hospital mortality
McDonald et al. [12]	UK	Cohort	Community	4743	80 (74-85)	53	90 days	Pneumonia	Community-acquired	ICD codes	Prior to RTI	Primary care test results; eGFR based on serum creatinine (higher of two most recent results excluding tests < 28 days prior to infection onset)	eGFR < 30 mL/min/1.73 m ²	Linkage to national official statistics (death registrations)	28-day mortality
Shah et al. [14]	USA	Cohort	ICU	444	156 (30.8%) age 18-49.8 years; 185 (36.5%) age 50-64 years; 103 (20.3%) age \geq 65 years		Earliest of hospital discharge or 30 days from ICU admission	Influenza A or B	Community-acquired	Clinical diagnosis confirmed by PCR, rapid test or viral culture	Prior to RTI	Hospital records	Medical history of CKD	Hospital data	In-hospital mortality up to 30 days from ICU admission
Soub et al. [29]	Qatar	Cohort	ICU	40	Mean 42.7, range 15-72	60	Until death or hospital discharge	Influenza A/H1N1	Community-acquired	Clinical diagnosis confirmed by PCR positive for influenza A/H1N1 (nasopharyngeal swab or BAL)	On admission	Hospital records	Elevated creatinine level on admission (level not specified)	Hospital data	In-hospital mortality
Sirvent et al. [30]	Spain	Cohort	ICU	242	56.8 \pm 16.0	69	28 days	Pneumonia	Community-acquired	Clinical diagnosis confirmed by chest radiographs	Prior to RTI	Unclear	Pre-existing renal disease with documented abnormal serum creatinine level outside the period of the pneumonia episode	Hospital data	28-day mortality

(continued)

Table 1. Continued

Identity	Region	Study design	Setting	Total participants	Age (years), mean \pm SD or median (quartile)	Male (%)	Follow-up duration	Types of infection	Onset	Definition of infection	Time of CKD assessment	Data source of CKD	Definition of CKD	Data source of mortality	Mortality
Mongardou et al. [13]	France	Cohort	ICU	222	60 (49–75)	66	Until death or hospital discharge	Pneumonia	Community-acquired	Clinical diagnosis confirmed by pneumococcal aetiology	Prior to RTI	Unclear	Medical history of chronic renal insufficiency	Hospital data	In-hospital mortality
Chang et al. [28]	Taiwan	Cohort	ICU	180	69 \pm 15	61	Until death or hospital discharge	Pneumonia	Healthcare-associated	Clinical diagnosis confirmed either by chest radiographs or by etiology	On admission	Hospital records	Creatinine >1.6 mg/dL	Hospital data	30-day mortality
James et al. [11]	Canada	Cohort	Community	4253	50.9 \pm 15.4	35.2–43.6	2.5 years	Pneumonia	Community-acquired	ICD codes	Prior to RTI	Outpatient	eGFR 60–104 versus <30 mL/min/1.73 m ²	The Alberta Vital Statistics Registry	30-day mortality
Arozullah et al. [27]	USA	Cohort	Inpatient	1415	39.8 \pm 8.5	78.00	Until death or hospital discharge	Pneumonia	Community-acquired	ICD codes	Prior to RTI	Hospital records	Pre-existing renal disease outside the period of the pneumonia episode	Hospital data	In-hospital mortality
Laurichesse et al. [26]	France	Cohort	Inpatient	215	66.7 \pm 20	53.00	30 days	Pneumonia	Community-acquired	Clinical diagnosis confirmed by chest radiographs	On admission	Hospital records	Serum creatinine \geq 88 μ mol/L	Hospital data	30-day mortality
Conte et al. [25]	USA	Cohort	Inpatient	1000	Not provided	45	Until death or hospital discharge	Pneumonia	Community-acquired	Clinical diagnosis confirmed by chest radiographs	On admission	Hospital records	Serum creatinine >1.5 mg/dL	Hospital data	In-hospital mortality
el-Ebiary et al. [24]	Spain	Cohort	ICU	84	59 \pm 14	75	Until death or hospital discharge	Pneumonia	Healthcare-associated	Clinical diagnosis confirmed by chest radiographs and <i>Legionella</i> aetiology after 72 h of hospital admission	On admission	Hospital records	Serum creatinine >1.8 mg/dL	Hospital data	In-hospital mortality
Leroy et al. [23]	France	Cohort	ICU	335	63 \pm 18	63.00	Until death or ICU discharge	Pneumonia	Community-acquired	Clinical diagnosis confirmed by chest radiographs	On admission	Hospital records	Serum creatinine >1.5 mg/dL	Hospital data	In-hospital mortality
Leroy et al. [22]	France	Cohort	ICU	299	63.9 \pm 17.6	63.00	Until death or ICU discharge	Pneumonia	Community-acquired	Clinical diagnosis confirmed by chest radiographs	On admission	Hospital records	Serum creatinine >1.5 mg/dL	Hospital data	In-hospital mortality

eGFR: estimated glomerular filtration rate; ICD: International Statistical Classification of Diseases; ICU: Intensive care unit; IPP: Invasive pneumococcal pneumonia; NIPP: Non-invasive pneumococcal pneumonia; RTI: respiratory tract infection; PCR: polymerase chain reaction; BAL: bronchoalveolar lavage.

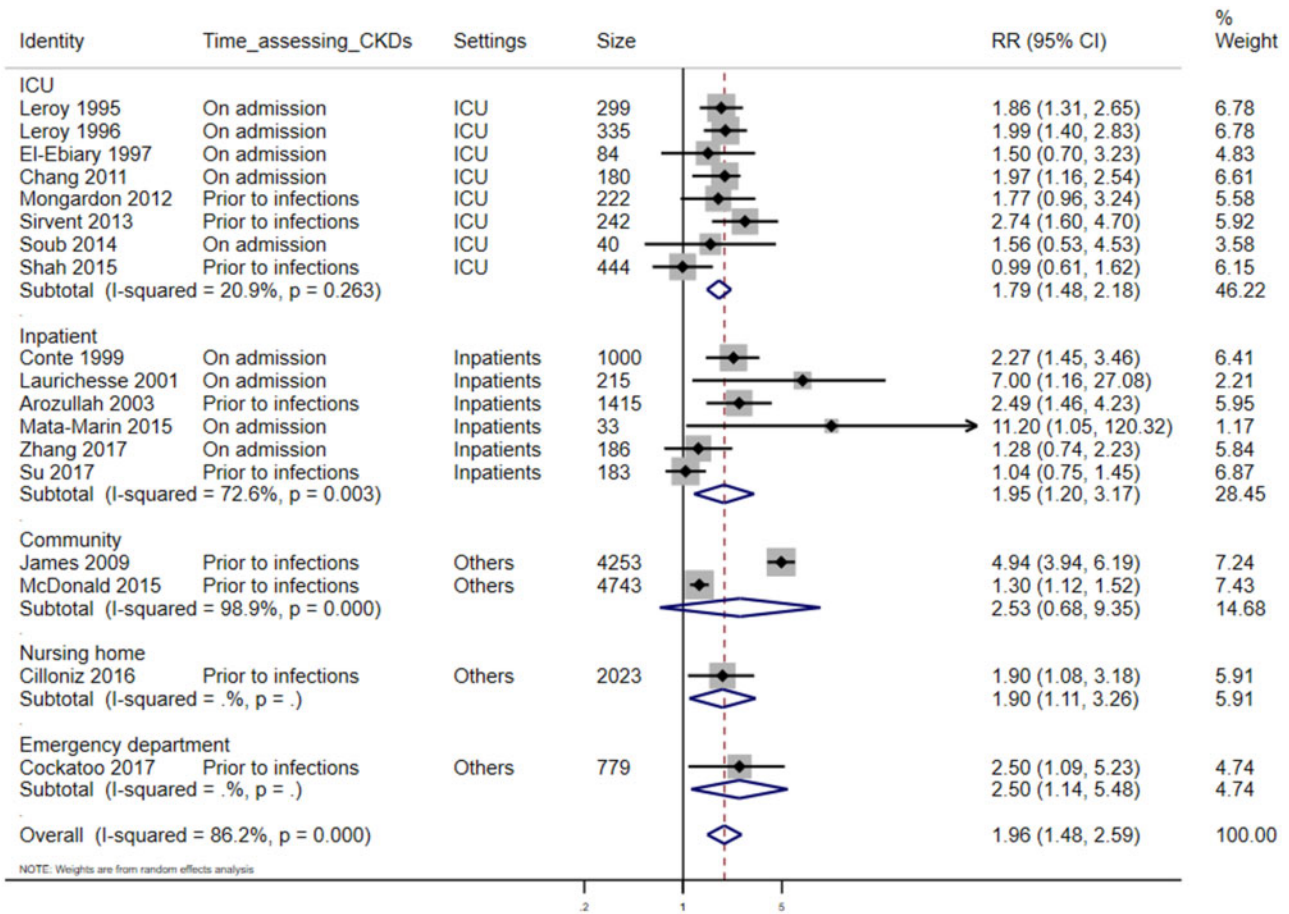


FIGURE 2: Forest plot depicting the meta-association between the presence of kidney disease and the risk of death in patients with RTIs in different settings.

Table 2. Meta-regression analyses on association between the presence of kidney disease and the risk of death in patients with pneumonia

Presence of kidney disease versus no kidney disease	No. of studies	Empirical Bayes meta-regression pooled RR (95% CI)	P-value	I ² (%)
All-cause mortality				
Community-acquired versus healthcare-associated	14	0.82 (0.39–1.69)	0.55	88
Kidney disease assessment prior to pneumonia versus on admission	15	0.92 (0.55–1.55)	0.75	88.6
Inpatients versus ICU	11	1.16 (0.70–1.91)	0.53	49.3
Number of participants ≥500 versus <500	14	0.75 (0.46–1.23)	0.23	89.9

mortality (Supplementary data, Figure S4). Only one included study reported the risk of 90-day mortality as 27% higher in those with reduced eGFR than those with eGFR >60 mL/min/1.73 m² [RR 1.27 (95% CI 1.12–1.43)] [12].

Meta-regression and sensitivity analyses

A sensitivity analysis restricted to the 11 studies without OR transformation demonstrated a similar association between the presence of kidney disease and a higher risk of all-cause mortality (Supplementary data, Figure S5).

Meta-regression analyses suggested that the RRs were higher for larger studies compared with smaller studies, inpatient settings compared with intensive care settings, kidney disease assessed prior to hospitalization compared with on admission and healthcare-associated pneumonia compared

with community-acquired, although CIs included the null (Table 2).

Publication bias

Publication bias was not evident from the funnel plot of included studies ($P = 0.46$ in the Begg's test, Supplementary data, Figure S6).

DISCUSSION

This meta-analysis, based on 18 studies of patients with RTIs, showed that the risk of all-cause death was increased, with a high heterogeneity between studies that was explained by study size, setting, type of RTI and timing of assessment of kidney disease status. Overall, the risk of mortality was

approximately two times higher in patients with kidney disease and pronounced in patients with pneumonia.

Our observations are in line with the evidence from previous studies. In the community setting, James et al. [11] and McDonald et al. [12] observed a graded association between reduced eGFR and a higher risk of 30-day mortality in patients hospitalized for pneumonia. This association was consistent in the meta-analysis irrespective of the context, even though the underlying illness usually drives the high risk of mortality. In line with the severity of the underlying RTI, the predicting mortality value of kidney disease was more pronounced in the patients presenting in the community and in inpatients when compared with the ICU setting. Similarly, assessment of kidney disease prior to infection was a stronger predictor than kidney function assessed on admission. Many clinical prediction tools for CAP have included BUN as an indicator of kidney disease, including the Pneumonia Severity Index [10], CURB-65 [Confusion, Urea >7 mmol/l, Respiratory rate \geq 30/min, low systolic (<90 mm Hg) or diastolic (\leq 60 mm Hg) Blood pressure), age \geq 65 years] [35] and minor criteria from the Infectious Diseases Society of America/American Thoracic Society guidelines [36]. These tools have been validated to identify high-risk patients and their implementation can improve patients' outcomes [37, 38]. Our results suggest that pre-existing general practitioner health records can also inform whether to treat or to admit patients who have had previous creatinine measurements [11, 12]. These findings highlight the importance of ascertaining the type of pre-existing kidney disease and not just acute increases in urea as a result of dehydration when patients present with RTIs, especially in the community setting.

Most included studies defined kidney disease by using reduced eGFR or medical history. Fewer studies have examined albuminuria. A study by McDonald et al. [12] in the UK reported a non-significant association of proteinuria with mortality in patients with pneumonia. Meanwhile, in the Atherosclerosis Risk in Communities study, Ishigami et al. [39] observed a strong dose-response association between the urinary albumin:creatinine ratio (ACR) and the risk of death from hospitalization with infections. This association was independent of eGFR. Indeed, when assessed in the context of CKD risk stage according to the Kidney Disease: Improving Global Outcomes [40], there were multiplicative contributions of low eGFR and high ACR to mortality. The role of ACR in the risk of death in patients with RTIs requires more studies for confirmation.

Several factors might contribute to the higher all-cause mortality in patients with kidney disease in the context of RTIs. One of the links might be cardiovascular disease (CVD). Patients with CKD may have higher CVD mortality associated with RTIs, eventually contributing to higher all-cause mortality. It is well known that patients with CKD have a higher risk of CVD [16, 41]. Previous studies also showed that an episode of infection increases CVD mortality and this association was more pronounced in those with reduced renal function [42, 43]. The occurrence of CVD complications in patients with RTIs has been associated with increased short- and long-term mortality [44, 45]. The underlying mechanism is multifactorial and likely to include exacerbation of systemic inflammatory changes in atherosclerotic plaques inducing demand ischaemia, thereby leading to an increased risk of death from CVD [45–47]. Kidney disease is already associated with increased malnutrition, elevated serum inflammatory cytokines levels and oxidative stress [48, 49]. The inflammatory storm from RTIs may be more intense in patients with kidney disease. Another link might be related to AKI. Patients with kidney disease are prone to AKI,

which is a well-established independent factor for CVD and death [50].

For policymakers, the results of this systematic review highlight the importance of underlying kidney disease for patients with pneumonia, which should be considered in clinical quality indicators and incentivization as well as public health policy, such as immunization drives. For clinicians, our results confirm the importance of checking pre-existing kidney disease comorbidities in patients seeking medical care for symptoms of RTIs. For guideline developers, pre-existing kidney disease might also be considered for inclusion in hospital admission scores [3]. For patients with CKD, pneumonia carries a higher risk of death, and pneumococcal and influenza vaccination should be encouraged as one of the prevention strategies. It is concerning that patients with CKD have lower and shorter protective effects from vaccination, because many people with CKD often do not receive pneumococcal vaccination and their immunity wanes over time [51, 52].

Our study has several strengths. We performed a sensitive and comprehensive search strategy, with a broad definition of kidney disease, for a thorough and inclusive search. We were able to show that the presence of kidney disease, whether assessed prior to infection or measured on admission, was associated with a higher risk of mortality in patient with pneumonia. This association was consistent in different settings and for both community-acquired and healthcare-associated infections.

We also acknowledge the limitations that need to be considered when interpreting our findings. First, most of the included studies in our systematic review only reported all-cause in-hospital mortality or 28-/30-day mortality, and we were unable to investigate long-term mortality and cause-specific mortality. Second, most of the included studies used the measurements of kidney function at admission, which might reflect pre-existing kidney function or AKI. However, subgroup analysis showed a consistent association between pre-existing kidney disease (prior to infections) and higher risk of death in those with pneumonia. Third, our analysis plan selected the most adjusted RR presented in the included studies (as representing the least confounded and therefore most conservative risk estimation), which may have resulted in outcome reporting bias. Fourth, as our meta-analysis was based on observational studies, residual or unmeasured confounding could not be eliminated. Fifth, we found overall high heterogeneity in our estimates. Heterogeneity may be attributed in part to the differences in patient characteristics (e.g. sex distribution, mean age and comorbidities such as diabetes), definition of kidney disease (medical history, eGFR, etc.) and different onset of RTIs, follow-up periods, study quality and sample sizes. However, we were unable to perform all these subgroup analyses owing to the limited data available and lack of access to the original, individual patient data. Sixth, it should be noted that only one study included pneumonia managed in the community [12], and this was limited to a study population of older adults with diabetes, thus caution is needed in applying these findings outside hospital settings. Seventh, we cannot exclude publication bias for some small studies included in this review, although most studies are large and results appear robust.

In conclusion, the presence of kidney disease is associated with a higher risk of death in patients with RTIs, especially in those with pneumonia. Clinicians should not only use the presence of kidney disease as an indication to start antibiotic therapy for RTI but also, in view of their higher mortality risk, consider that these patients may require hospital admission.

SUPPLEMENTARY DATA

Supplementary data are available at [ckj online](http://ckjonline.com).

FUNDING

This work was supported by the clinical cooperation platform of integrative medicine (traditional Chinese and modern medicine) for complex and severe disease (Guangdong Provincial Hospital of Chinese Medicine, General Hospital of the People's Liberation Army of China, Zhujiang Hospital of Southern Medical University). This work was also supported by a research grant from a project between the Guangdong Provincial Hospital of Chinese Medicine and the Department of Public Health Sciences at Karolinska Institutet, funding from the Foreign Experts Project, Foreign Experts Bureau of Guangdong Province (GDT20164400034) and research funding from Guangdong Provincial Hospital of Chinese Medicine (2014KT1305). G.B.S. acknowledges support from the European Renal Association–European Dialysis Transplant Association Young Fellowship Programme and partial support from the Science and Technology Research Fund from Guangdong Provincial Hospital of Chinese Medicine (YN2018QL08). J.J.C. acknowledges funding from the Stockholm County Council, Westman Foundation, Martin Rind Foundation and the Swedish Heart and Lung Association. The funding sources were not involved in the design and conduct of the study; collection, management, analysis and interpretation of the data; preparation, review or approval of the manuscript and decision to submit the manuscript for publication.

AUTHORS' CONTRIBUTIONS

All authors contributed to the study design, data acquisition and data analysis and interpretation. Specifically, G.B.S. and X.D.Q. developed and ran the search strategy. G.B.S., M.I., X.D.Q. and H.M. independently extracted data and obtained copies of studies. L.X.S. checked the data extraction. M.I. and H.M. assessed studies for inclusion and assessed the risk of bias. D.N. was the third review author who selected which studies to include when disagreements existed. C.S.L., J.J.C. and D.N. contributed to the development of data analysis strategies. G.B.S. and X.D.Q. performed the data analysis. G.B.S. and D.N. drafted the manuscript. All authors provided comments on this review and approved the final version.

CONFLICT OF INTEREST STATEMENT

None declared.

REFERENCES

- Prina E, Ranzani OT, Torres A. Community-acquired pneumonia. *Lancet* 2015; 386: 1097–1108
- GBD 2016 Lower Respiratory Infections Collaborators. Estimates of the global, regional, and national morbidity, mortality, and aetiologies of lower respiratory tract infections in 195 countries: a systematic analysis for the Global Burden of Disease Study 2015. *Lancet Infect Dis* 2017; 17: 1133–1161
- National Institute for Health and Care Excellence. *Respiratory Tract Infections – Antibiotic Prescribing: Prescribing of Antibiotics for Self-limiting Respiratory Tract Infections in Adults and Children in Primary Care*. <https://www.nice.org.uk/guidance/cg69/evidence/full-guideline-196853293> (25 December 2019, date last accessed)
- Levin A, Tonelli M, Bonventre J et al. Global kidney health 2017 and beyond: a roadmap for closing gaps in care, research, and policy. *Lancet* 2017; 390: 1888–1917
- National Kidney Foundation. K/DOQI clinical practice guidelines for chronic kidney disease: evaluation, classification, and stratification. *Am J Kidney Dis* 2002; 39(2 Suppl 1): S1–266
- Levey AS, Bosch JP, Lewis JB et al. A more accurate method to estimate glomerular filtration rate from serum creatinine: a new prediction equation. Modification of Diet in Renal Disease Study Group. *Ann Intern Med* 1999; 130: 461–470
- Sarnak MJ, Jaber BL. Pulmonary infectious mortality among patients with end-stage renal disease. *Chest* 2001; 120: 1883–1887
- Berman SJ, Johnson EW, Nakatsu C et al. Burden of infection in patients with end-stage renal disease requiring long-term dialysis. *Clin Infect Dis* 2004; 39: 1747–1753
- Gilbertson DT, Rothman KJ, Chertow GM et al. Excess deaths attributable to influenza-like illness in the ESRD population. *J Am Soc Nephrol* 2019; 30: 346–353
- Fine MJ, Auble TE, Yealy DM et al. A prediction rule to identify low-risk patients with community-acquired pneumonia. *N Engl J Med* 1997; 336: 243–250
- James MT, Quan H, Tonelli M et al. CKD and risk of hospitalization and death with pneumonia. *Am J Kidney Dis* 2009; 54: 24–32
- McDonald HI, Nitsch D, Millett ERC et al. Are pre-existing markers of chronic kidney disease associated with short-term mortality following acute community-acquired pneumonia and sepsis? A cohort study among older people with diabetes using electronic health records. *Nephrol Dial Transplant* 2015; 30: 1002–1009
- Mongardon N, Max A, Bougle A et al. Epidemiology and outcome of severe pneumococcal pneumonia admitted to intensive care unit: a multicenter study. *Crit Care* 2012; 16: R155
- Shah NS, Greenberg JA, McNulty MC et al. Severe influenza in 33 US hospitals, 2013–2014: complications and risk factors for death in 507 patients. *Infect Control Hosp Epidemiol* 2015; 36: 1251–1260
- Su G, Xu H, Marrone G et al. Chronic kidney disease is associated with poorer in-hospital outcomes in patients hospitalized with infections: electronic record analysis from China. *Sci Rep* 2017; 7: 11530
- Matsushita K, van der Velde M, Astor BC et al. Association of estimated glomerular filtration rate and albuminuria with all-cause and cardiovascular mortality in general population cohorts: a collaborative meta-analysis. *Lancet* 2010; 375: 2073–2081
- Astor BC, Matsushita K, Gansevoort RT et al. Lower estimated glomerular filtration rate and higher albuminuria are associated with mortality and end-stage renal disease. A collaborative meta-analysis of kidney disease population cohorts. *Kidney Int* 2011; 79: 1331–1340
- Nitsch D, Grams M, Sang Y et al. Associations of estimated glomerular filtration rate and albuminuria with mortality and renal failure by sex: a meta-analysis. *BMJ* 2013; 346: f324–f324

19. Moher D, Liberati A, Tetzlaff J et al. Preferred reporting items for systematic reviews and meta-analyses: the PRISMA statement. *BMJ* 2009; 339: b2535–b2535
20. Higgins JP, Altman DG, Gotzsche PC et al. The Cochrane Collaboration's tool for assessing risk of bias in randomised trials. *BMJ* 2011; 343: d5928–d5928
21. Zhang J, Yu KF. What's the relative risk? A method of correcting the odds ratio in cohort studies of common outcomes. *JAMA* 1998; 280: 1690–1691
22. Leroy O, Santre C, Beuscart C et al. A five-year study of severe community-acquired pneumonia with emphasis on prognosis in patients admitted to an intensive care unit. *Intensive Care Med* 1995; 21: 24–31
23. Leroy O, Georges H, Beuscart C et al. Severe community-acquired pneumonia in ICUs: prospective validation of a prognostic score. *Intensive Care Med* 1996; 22: 1307–1314
24. el-Ebiary M, Sarmiento X, Torres A et al. Prognostic factors of severe *Legionella* pneumonia requiring admission to ICU. *Am J Respir Crit Care Med* 1997; 156: 1467–1472
25. Conte HA, Chen YT, Mehal W et al. A prognostic rule for elderly patients admitted with community-acquired pneumonia. *Am J Med* 1999; 106: 20–28
26. Laurichesse H, Sotto A, Bonnet E et al. Pre- and in-hospital management of community-acquired pneumonia in southern France, 1998–99. *Eur J Clin Microbiol Infect Dis* 2001; 20: 770–778
27. Arozullah AM, Parada J, Bennett CL et al. A rapid staging system for predicting mortality from HIV-associated community-acquired pneumonia. *Chest* 2003; 123: 1151–1160
28. Chang HC, Chen YC, Lin MC et al. Mortality risk factors in patients with *Acinetobacter baumannii* ventilator-associated pneumonia. *J Formos Med Assoc* 2011; 110: 564–571
29. Al Soub H, Ibrahim A, Al Maslamani M et al. Epidemiology, risk factors, clinical features and outcome of adult patients with severe pandemic A/H1N1/2009 influenza in Qatar: a retrospective study. *Int J Med Microbiol* 2013; 303: 88–88
30. Sirvent JM, Carmen de la Torre M, Lorenzo C et al. Predictive factors of mortality in severe community-acquired pneumonia: a model with data on the first 24h of ICU admission. *Med Intensiva* 2013; 37: 308–315
31. Mata-Marin LA, Mata-Marin JA, Vasquez-Mota VC et al. Risk factors associated with mortality in patients infected with influenza A/H1N1 in Mexico. *BMC Res Notes* 2015; 8: 432
32. Cilloniz C, Gabarrus A, Ferrer M et al. Community-acquired pneumonia due to multidrug- and non-multidrug-resistant *Pseudomonas aeruginosa*. *Chest* 2016; 150: 415–425
33. Ceccato A, Torres A, Cilloniz C et al. Invasive disease vs urinary antigen-confirmed pneumococcal community-acquired pneumonia. *Chest* 2017; 151: 1311–1319
34. Zhang L, Ning P, Rong F et al. Change of prognosis and pathogens in adult patients with severe community-acquired pneumonia during different periods. *Zhonghua Yi Xue Za Zhi* 2017; 97: 332–337
35. Lim WS, van der Eerden MM, Laing R et al. Defining community acquired pneumonia severity on presentation to hospital: an international derivation and validation study. *Thorax* 2003; 58: 377–382
36. Mandell LA, Wunderink RG, Anzueto A et al. Infectious Diseases Society of America/American Thoracic Society consensus guidelines on the management of community-acquired pneumonia in adults. *Clin Infect Dis* 2007; 44(Suppl 2): S27–S72
37. Chalmers JD, Akram AR, Hill AT. Increasing outpatient treatment of mild community-acquired pneumonia: systematic review and meta-analysis. *Eur Respir J* 2011; 37: 858–864
38. Lim HF, Phua J, Mukhopadhyay A et al. IDSA/ATS minor criteria aid pre-intensive care unit resuscitation in severe community-acquired pneumonia. *Eur Respir J* 2014; 43: 852–862
39. Ishigami J, Grams ME, Chang AR et al. CKD and risk for hospitalization with infection: the Atherosclerosis Risk in Communities (ARIC) Study. *Am J Kidney Dis* 2017; 69: 752–761
40. Kidney Disease: Improving Global Outcomes CKD Work Group. KDIGO 2012 clinical practice guideline for the evaluation and management of chronic kidney disease. *Kidney Int Suppl* 2013; 3: 1–150
41. Di Angelantonio E, Danesh J, Eiriksdottir G et al. Renal function and risk of coronary heart disease in general populations: new prospective study and systematic review. *PLoS Med* 2007; 4: e270
42. Cheikh Hassan HI, Tang M, Djurdjev O et al. Infection in advanced chronic kidney disease leads to increased risk of cardiovascular events, end-stage kidney disease and mortality. *Kidney Int* 2016; 90: 897–904
43. Su G, Xu Y, Xu X et al. Association between reduced renal function and cardiovascular mortality in patients hospitalized with infection: a multi-center cohort study. *Eur J Intern Med* 2018; 57: 32–38
44. Corrales-Medina VF, Musher DM, Wells GA et al. Cardiac complications in patients with community-acquired pneumonia: incidence, timing, risk factors, and association with short-term mortality. *Circulation* 2012; 125: 773–781
45. Corrales-Medina VF, Alvarez KN, Weissfeld LA et al. Association between hospitalization for pneumonia and subsequent risk of cardiovascular disease. *JAMA* 2015; 313: 264–274
46. Corrales-Medina VF, Musher DM, Shachkina S et al. Acute pneumonia and the cardiovascular system. *Lancet* 2013; 381: 496–505
47. Corrales-Medina VF, Madjid M, Musher DM. Role of acute infection in triggering acute coronary syndromes. *Lancet Infect Dis* 2010; 10: 83–92
48. Akchurin OM, Kaskel F. Update on inflammation in chronic kidney disease. *Blood Purif* 2015; 39: 84–92
49. Rao P, Reddy GC, Kanagasabapathy AS. Malnutrition-inflammation-atherosclerosis syndrome in chronic kidney disease. *Indian J Clin Biochem* 2008; 23: 209–217
50. Coca SG, Singanamala S, Parikh CR. Chronic kidney disease after acute kidney injury: a systematic review and meta-analysis. *Kidney Int* 2012; 81: 442–448
51. Nitsch DC, Hull S, Wheeler DC et al. First National CKD Audit Report 2017. <https://www.lshtm.ac.uk/research/centres-projects-groups/ckdaudit#report-downloads> (25 December 2019, date last accessed)
52. McDonald HI, Thomas SL, Millett ERC et al. Do influenza and pneumococcal vaccines prevent community-acquired respiratory infections among older people with diabetes and does this vary by chronic kidney disease? A cohort study using electronic health records. *BMJ Open Diab Res Care* 2017; 5: e000332