









STUDY PROTOCOL

**REVISED** **The effects of crop diversity and crop type on biological diversity in agricultural landscapes: a systematic review protocol [version 2; peer review: 1 approved, 2 approved with reservations]**

Previously titled: The effects of crop diversity and crop species on biological diversity in agricultural landscapes: a systematic review protocol

Cami Moss <sup>1,2</sup>, Martin Lukac <sup>3</sup>, Francesca Harris<sup>1,2</sup>, Charlotte L. Outhwaite <sup>4</sup>, Pauline F.D. Scheelbeek <sup>1,2</sup>, Rosemary Green<sup>1,2</sup>, Fernanda Morales Berstein <sup>1</sup>, Alan D. Dangour <sup>1,2</sup>

<sup>1</sup>Faculty of Epidemiology and Population Health, London School of Hygiene & Tropical Medicine, London, WC1E 7HT, UK

<sup>2</sup>Centre on Climate Change and Planetary Health, London School of Hygiene & Tropical Medicine, London, WC1E 7HT, UK

<sup>3</sup>School of Agriculture, Policy and Development, University of Reading, Reading, RG6 6AR, UK

<sup>4</sup>Centre for Biodiversity and Environment Research, University College London, London, WC1E 6BT, UK




**v2** **First published:** 26 Jun 2019, 4:101  
<https://doi.org/10.12688/wellcomeopenres.15343.1>  
**Latest published:** 27 Jul 2020, 4:101  
<https://doi.org/10.12688/wellcomeopenres.15343.2>

### Abstract

Agricultural intensification is a well-known driver of biodiversity loss. Crop diversity and its changes over space and time drive land use intensity and impact biodiversity of agricultural landscapes, while meeting the growing demand for human food and nutrition resources. Loss of biodiversity in agricultural landscapes reduces primary productivity and soil health and erodes a range of other ecosystem services. At present, while having partial understanding of many processes, we lack a general synthesis of our knowledge of the links between crop diversity and biodiversity. We will therefore conduct a systematic review by searching multiple agriculture, ecology and environmental science databases (e.g. Web of Science, Geobase, Agris, AGRICOLA, GreenFILE) to identify studies reporting the impacts of crop diversity and crop type on the biological diversity of fauna and flora in agricultural landscapes. Response variables will include metrics of species richness, abundance, assemblage, community composition and species rarity. Screening, data coding and data extraction will be carried out by one researcher and a subset will be independently carried out by a second researcher for quality control. Study quality and risk of bias will be assessed. Evidence will first be mapped to species/taxa then assessed for further narrative or statistical synthesis based on comparability of results and likely

### Open Peer Review

**Reviewer Status** ? ✓ ?

	Invited Reviewers		
	1	2	3
<b>version 2</b> (revision) 27 Jul 2020			
<b>version 1</b> 26 Jun 2019	? report	✓ report	? report
1. <b>Sarah Redlich</b>  , University of Würzburg, Würzburg, Germany			
2. <b>Matteo Dainese</b>  , Eurac Research, Bolzano, Italy			
3. <b>Todd Rosenstock</b>  , World Agroforestry (ICRAF), Nairobi, Kenya			

robustness. Gaps in the evidence base will also be identified with a view toward future research and policy directions for nutrition, food systems and ecology.

### Keywords

crop diversity, intercropping, crop rotation, agricultural management, biodiversity, species richness, abundance

Any reports and responses or comments on the article can be found at the end of the article.

**Corresponding author:** Cami Moss ([cami.moss@lshtm.ac.uk](mailto:cami.moss@lshtm.ac.uk))

**Author roles:** **Moss C:** Conceptualization, Methodology, Writing – Original Draft Preparation, Writing – Review & Editing; **Lukac M:** Methodology, Writing – Review & Editing; **Harris F:** Methodology, Writing – Review & Editing; **Outhwaite CL:** Methodology, Writing – Review & Editing; **Scheelbeek PFD:** Methodology, Writing – Review & Editing; **Green R:** Methodology, Writing – Review & Editing; **Berstein FM:** Writing – Review & Editing; **Dangour AD:** Funding Acquisition, Methodology, Writing – Review & Editing

**Competing interests:** No competing interests were disclosed.

**Grant information:** This work was supported by the Wellcome Trust through an Our Planet, Our Health programme grant to the Sustainable and Healthy Food Systems (SHEFS) programme [205200 to ADD].

*The funders had no role in study design, data collection and analysis, decision to publish, or preparation of the manuscript.*

**Copyright:** © 2020 Moss C *et al.* This is an open access article distributed under the terms of the [Creative Commons Attribution License](#), which permits unrestricted use, distribution, and reproduction in any medium, provided the original work is properly cited.

**How to cite this article:** Moss C, Lukac M, Harris F *et al.* **The effects of crop diversity and crop type on biological diversity in agricultural landscapes: a systematic review protocol [version 2; peer review: 1 approved, 2 approved with reservations]** Wellcome Open Research 2020, 4:101 <https://doi.org/10.12688/wellcomeopenres.15343.2>

**First published:** 26 Jun 2019, 4:101 <https://doi.org/10.12688/wellcomeopenres.15343.1>

**REVISED Amendments from Version 1**

This protocol has been updated in response to reviewer comments. A new author - Fernanda Morales Berstein - was added. Study inclusion and exclusion criteria have been additionally specified. As the number of syntheses on microbial responses to crop diversity has increased to a total of four -- including two new publications since this protocol was first published -- we have opted to reduce the scope of this review to include biodiversity responses among flora and fauna, excluding microbes.

**Any further responses from the reviewers can be found at the end of the article**

**1. Background**

Land use and land use intensity are recognised as the primary drivers of biodiversity loss in agricultural landscapes. Selection of crop types – defined as major categories of intensively-grown domesticated plants – and related management and production cycles determine the intensity of agricultural management<sup>1</sup>. Intensification factors that have been well researched in relation to biodiversity include landscape heterogeneity<sup>2-4</sup>, use of pesticides<sup>5-7</sup> and fertilisers<sup>8-10</sup>, and ploughing<sup>11,12</sup>. Crop diversification (i.e. the addition of new crops or cropping systems on a farm) has been proposed as a management practice that may reduce some of the environmental impacts of modern farming related to fertiliser and pesticide use and conventional tillage. Therefore, crop diversity may mitigate some food production-biodiversity trade-offs<sup>13</sup> – namely, that conventional high-input intensification of agricultural land use reduces conversion of natural habitats but also decreases biodiversity<sup>14,15</sup>.

Crop diversity has spatial and temporal dimensions. Practices such as mixed cropping or intercropping, and growing diverse crops at landscape scale, characterise agricultural diversity in space. Rotation of crops provides agricultural diversity over time. Increased crop diversity over both space and time is associated with improved soil health, pest control, decreased erosion, and increased nutrient cycling<sup>16</sup>. However, relationships between crop diversity and the biodiversity of flora and fauna are less clear and synthesis of the current literature may provide useful insights to help inform the debate on land use trade-offs related to future food production.

Crop types are also known to have impacts on biodiversity that are independent of crop diversity benefits, for example, that of wheat on soil microbial diversity<sup>17</sup> or fruit orchards on bird abundance<sup>18</sup>. Evidence of these relationships has not yet been mapped or synthesised. Understanding the relationships between crop type and biodiversity – even if mediated by agricultural intensity – may help support the sustainable increase of agricultural production in coming decades through crop selection processes optimised for human and ecological well-being. For purposes of this study, crops are defined as plants or trees cultivated for human and animal use or consumption including food, feed, selected cover crops, fibres, fuels, and grasslands/herbage for pasture. Whilst within-species genetic diversity of crops, including wild relatives, is very important to future breeding efforts due to potential benefits such as nutritional

content or resilience to environmental stress, it is beyond the scope of this review and will not be considered.

Biodiversity is complex and no single metric can assess its multiple dimensions including genetic, species, functional and ecosystem diversity, as it exists over time and space<sup>19</sup>. Nevertheless, commonly used metrics include species extinction and extinction risk, species richness (the number of species in a grid), abundance (the number of individuals per species), and community composition or assemblage of species in a given grid. Rare species richness and relative species rarity are also thought to capture aspects of biodiversity related to functional and phylogenetic diversity<sup>20,21</sup>. These measurements are practical and individually capture important, if incomplete, dimensions of biodiversity; consequently, they are also the most used in the environmental sciences. This is the first systematic literature review to examine and synthesise literature on the relationship between crop diversity and crop type on common metrics of biodiversity.

**2. Aim and objectives**

The aim of this review is to answer the primary research question: “What are the effects of spatial and temporal crop diversity and of individual crop type on the biological diversity of fauna and flora in agricultural landscapes?”

Secondary questions to be answered by this study include:

- Which species or taxonomic groups are most affected by crop diversity?
- Which crop diversification practices have the strongest impacts on biodiversity?

The study objectives are:

- To identify, assess and summarise studies that have estimated the impacts of crop diversity and crop type on biodiversity among flora and fauna.
- To map and synthesise evidence of the impacts of spatial and temporal crop diversity on biodiversity.
- To identify trends in the response of biodiversity to crop diversity across different taxonomic groups or biomes.
- To map evidence of the impacts of crop type on bio-diversity.
- To highlight research gaps.

**3. Methods****3.1. Search strategy**

Due to the transdisciplinary nature of the research, multiple databases covering the fields of environment and ecological sciences and agriculture will be searched, namely: 1) [Web of Science Biological Abstracts, Reports, Reviews, and Meetings \(BIOSIS\) Citation Index](#) (Clarivate Analytics), 2) [Web of Science, Science Citation Index](#) (Clarivate Analytics), 3) [Commonwealth Agricultural Bureaux \(CAB\) Abstracts](#) (Ovid), 4) [Geobase](#) (Ovid), 5) [International System for Agricultural Science and Technology \(AGRIS\)](#) (UN Food &

Agriculture Organisation), 6) [GreenFILE](#) (Ebsco), 7) [AGRICOLA \(AGRICultural OnLine Access\)](#) (USDA National Agricultural Library), 8) [Northern Light](#) (Ovid), 9) [Open Grey](#) (INIST-CNRS), and 10) [Dissertations & Theses Global](#) (ProQuest). Drivers and response variables are listed in [Table 1](#).

This review is global and no geographical limitations will be used. Both peer-reviewed and grey literature databases will also be included to minimise publication bias and increase the comprehensiveness of the review. For feasibility and with reference to differences in orders of magnitude found in nature, included studies will measure biodiversity among two or more species of flora or invertebrate fauna; or one or more species of vertebrate fauna.

*Inclusion criteria:*

- Full-text articles in English
- Controlled experiments or observational studies
- Quantitative studies on the impacts of crop diversity or crop type on one of the following biodiversity metrics: extinction, extinction risk, species richness, population abundance, assemblage, community composition, rare species richness/abundance or relative rarity
- Response variables measure two or more species of plants or invertebrate fauna; or one or more species of vertebrate fauna
- Drivers measure crops grown or cultivated for immediate human or livestock use or consumption including food, feed, fibres, fuels, and grasslands for pasture/grazing
- Crop diversity measures include mixed crop-livestock or crop-aquaculture systems
- Publication years: 1990-present

The following controls/reference habitats will be included:

- Spatial crop diversity (mixed, pattern or inter-cropping) compared to monoculture

- Spatial crop diversity (field or plot-level diversity) at farm or landscape scale compared to greatest crop homogeneity/least crop heterogeneity
- Temporal crop diversity (crop rotation) compared to lack of rotation (i.e. single crop continuously cultivated)
- Crop types compared to other crop types

*Exclusion criteria:*

- Review articles with no original results presented
- Simulation or scenario-based modelling studies
- Qualitative studies
- Studies with biodiversity response variables measuring:
  - seeds or seed banks;
  - larvae or eggs;
  - genetic, phylogenetic, or functional biodiversity
- Studies with observations from non-agricultural areas e.g. natural/semi-natural margins, hedgerows, banks, ditches, meadows, grasslands, forests, copses, woods, riparian lands, wetlands or other landscape features. This includes plants/trees that are managed but not on agricultural land (e.g. poplar managed as a riparian woodland)
- Studies on damaged, contaminated, or disturbed land or on land restored or reclaimed from damage caused by natural or anthropogenic disturbances e.g. fire, soil salinity, heavy metals, previous high-intensity agriculture
- Studies within ponds, streams or river habitats
- Before-after studies without controls/reference habitats; land use history or legacy effects studies
- Studies comparing different grassland mixes to one another
- Agricultural management practices (e.g. tillage, mulching, fallow, use of fertilisers or pesticides) applied inequitably to the intervention/driver study group and the control/reference study group and unadjusted for in estimates of effect
- Crop diversity:
  - Diversity measures include genetic modification, varieties, or cultivars
  - Field-level diversity measures include non-crop plants, herbs, covers, shrubs or trees grown for soil or ecological health but not cultivated as a marketable crop for immediate human or livestock use (e.g. agroforestry inclusive of non-crop plants/trees, shaded coffee, shaded cocoa, non-crop “covers”, green manures)
- The following controls/reference habitats will be excluded:

**Table 1. Drivers and response variables included in the systematic review.**

Drivers	Biodiversity response variables
Spatial crop diversity	Species extinction
Temporal crop diversity	Extinction risk
Crop type	Species richness
	Abundance
	Community composition
	Assemblage
	Rare species richness
	Rare species abundance
	Relative species rarity

- Monoculture or continuous cultivation of a crop which is not included within the crop diversity study group
- Crop type: natural grazing lands e.g. meadow, rangeland

A set of complete search terms for the Web of Science database is available as extended data<sup>22</sup>. Key concepts are captured by three topics: 1) crop diversity, 2) crop type and 3) biodiversity metrics. Use of “Near/15” will link exposure-related terms to agricultural landscapes, while “Near/5” specifies precise exposure and outcome terms observed in the literature and close variants thereof. In addition to terms identified in preliminary searches, the Food and Agriculture Organization (FAO) Indicative Crop Classification (ICC) was used to help construct the crop type search terms<sup>23</sup>, and the BIOSIS Citation Index list of taxa notes were used to help construct the list of biodiversity search terms<sup>24</sup>. The search strategy has been reviewed by an experienced librarian with no other collaboration on the project.

### 3.2. Screening, data coding, and data extraction

To screen and extract data, search results will first be downloaded to an Endnote database. Duplicates will be removed, first electronically (exact match only), then manually to account for misspellings and slight differences. Titles/abstracts will first be screened for inclusion and exclusion criteria and then full text papers (CM). A second independent reviewer will screen 10% of titles/abstracts and full texts. Discrepancies will be discussed and agreed by consensus, with a third reviewer if necessary (FH). Data will be coded and extracted by a member of the review team (FB); the primary reviewer (CM) will independently assess coding and data extracted for 10% of full texts included. For the papers identified for inclusion in the review, data coded and extracted will include the following: authors, year, publication, study location, study design, scale, biodiversity metric, species/taxa (super taxa, taxa, organism classifier, organism name), crop type, crop diversity, duration of intervention, number of crop rotations, effect sizes, standard deviations, sample sizes, biome, ecoregion, climatic zone, field size, and other agricultural management, landscape, environmental and climatological factors.

### 3.3. Data management

Search results including titles and abstracts will be exported to and managed within Endnote. Complete results for each database will be maintained, as will duplicates excluded and the results of each stage of screening. Papers including in the titles/abstracts screening stage will be moved to EPPI Reviewer for full text review. Full texts reviewed and excluded will be categorised by reason for exclusion with notes maintained using the designated field in the EPPI Reviewer record. If a full text and/or data is not available directly in the text, the corresponding author will be contacted and up to two contact efforts will be made. A contact record sheet will be kept with author names and study title, email addresses, dates(s) of contact, and results of contact. If no new contact information can be identified and there is no response from the author, or if the author declines to share data, the study will be excluded from further analysis.

This will be noted in the study limitations in the final review report.

A pilot data coding and extraction form will be developed at the outset of the data extraction process. This will be used to create a set of hierarchical codes within EPPI Reviewer. Data from the first five full text papers included in the review will be extracted using the codes. They will then be adapted as needed to best reflect common data formats and data re-extracted as required from the first five papers. This process will be repeated until no further adaptation is required. Each form with data extracted will be exported and dated for tracking.

### 3.4. Study quality and risk of bias assessment

Adapting the quality assessment tool developed by the Critical Appraisal Skills Programme (CASP)<sup>25</sup>, the following questions will be used to assess each study meeting the full inclusion criteria:

- Was there a clear description of the crops evaluated?
- Was there a clear description of the biodiversity metrics evaluated?
- Was there a clear description of the species and taxa evaluated?
- Was a clear description given of field conditions and agricultural practices used?
- Was a clear justification given for conducting a study in a particular area – including a description of agricultural conditions?
- Were crops under the “intervention” compared to an appropriate and comparable baseline group or situation?
- Were the methods of measuring the agricultural exposure(s) clearly described?
- Were the methods of measuring the biodiversity outcome(s) clearly described?
- Are sufficient data presented to support the findings?
- Were analyses described in detail?
- Did the researchers critically examine their potential biases during measurement, analysis and selection of data for presentation?

Papers will be scored between 1–11, with 1 mark given for each ‘Yes’ above. To assess risk of bias, the Environmental-Risk of Bias tool will be adapted and a low, high or unclear mark will be given for each of the following categories: selection bias, performance bias, detection bias, attrition bias, reporting bias and other bias related to study design<sup>26</sup>. Quality and risk of bias assessment results will be reported for all papers, and any papers scoring less than 8 and/or presenting insufficient data to support the findings will be excluded from further synthesis. The quality assessment review will be done by a member of the review team (FB) and the primary reviewer (CM) will independently assess 10% of the full texts included.



### 3.5. Data synthesis

Data synthesis will aim to explore both patterns and dispersion in the data. It will first be conducted using the following three steps: 1) complete a textual description of studies, 2) tabulation of studies by groups and clusters, and 3) preliminary synthesis and development of a common results rubric. To tabulate studies, results will be grouped by 1) biodiversity metric, followed by 2) driver, 3) species/taxa, and 4) control/reference habitat. Species/taxa may be combined where appropriate up to the super taxa level e.g. ants and spiders re-categorised as arthropods. Measures of exposure such as all-crop diversity (e.g. over both space and time) or crop type by vegetation structure (e.g. orchard crops) may also be grouped subject to similarity of the comparison groups.

#### *Evidence mapping and narrative synthesis*

Results for certain data groups (exposures: crop type; outcomes: extinction, extinction risk, assemblage, relative rarity) may be insufficient in number and/or highly heterogeneous. Therefore quantitative synthesis will be infeasible or unlikely to be robust. In such event, results will be described by heat map, identifying the number of studies providing evidence by outcome, exposure and taxa or super taxa (population). If results are of a sufficient number but highly heterogeneous, thematic analysis will be conducted using narrative approaches and finally, conceptual mapping will be conducted to explore relationships between the findings.

#### *Quantitative analysis*

Three outcomes will be considered for quantitative analysis: species richness, abundance, and the Shannon's diversity index as these metrics tend to be those most often measured. By taxa category, statistical summary will be explored if there are a sufficient number of study results which also report the effects of the same exposure. Further criteria for statistical summary will include use of experimental and observational study designs and availability of variance estimates and sample sizes. All data from the extraction form will be imported for handling into the R environment. RStudio 4.0.0 is a free software environment for statistical computing and graphics<sup>27</sup>. Using the R package *metafor* (version 2.4.0), effect sizes for species richness and abundance will be calculated as response ratios (the magnitude of difference between groups), which do not require measures of within-group variance and are commonly used in the ecological sciences because results from different study designs, scale and taxonomic groups may be appropriately combined<sup>28</sup>. Random effects meta-analysis models will also be used to account for heterogeneity and study identifier will be set as the random effect. If present in a sufficient number of studies, agricultural management covariates will also be included in the models. The estimated range of true effects i.e. differences in effects observed, will be reported using forest plots and confidence intervals. Sensitivity analyses will also be conducted by comparing results of full models with those: 1) without observational studies and 2) of low study quality (defined as a score of <9 marks after following the procedure outlined in [section 3.4](#)).

Data synthesis will be conducted by the first author (CM) and reviewed by other contributors.

### 4. Sources of bias

Reviewer bias: Inclusion and exclusion criteria may be interpreted differently. A third reviewer will be identified if discrepancies arise between the first two reviewers.

Publication bias: If statistical summary is conducted, Rosenthal's fail safe number – the number of unpublished studies reporting no evidence of effects that would need to be added to a summary analysis in order to change the results – will be calculated to indicate the credibility of the results. If this is infeasible due to study heterogeneity, then lack of ability to estimate publication bias will be acknowledged as a limitation of the study in the final reporting.

Selective reporting bias: Because it is not common practice in the environmental sciences to register experimental study protocols prospectively, it is not possible to evaluate within-study selective reporting. This limitation will be acknowledged in the final systematic review report.

Inconsistent outcome definitions and methods: There are differences in the way that biodiversity metrics (e.g. relative rarity) are measured, defined or calculated by ecological researchers. Differences will be carefully considered prior to data synthesis.

### 5. Outputs

Results of the analysis will map and/or synthesise evidence of the effects of crop diversity and crop type on a variety of different taxa and biodiversity metrics. Gaps in the literature will also be identified, with a view toward future research and policy directions for nutrition, food systems and environment. Key outputs from the systematic review will include a full literature database on the effects of crop diversification and crop type on biodiversity, tables of study characteristics and of synthesised analyses and/or evidence map and narrative summarising results.

### 6. Ethics and dissemination

This review will not use data collected from human subjects. An application for ethical approval has been approved by the London School of Hygiene & Tropical Medicine Ethics Committee (ref 17546). Findings will be published in a peer-reviewed journal.

### 7. Study status

The study protocol and search strategy have been completed; as of publication, searching was completed in August 2019. Screening of titles/abstracts was completed as of May 2020. Full text screening was completed as of July 2020.

### 8. Data availability

#### Underlying data

No data is associated with this article.

## Extended data

Figshare: Extended Data File 1 Search Terms.docx. <https://doi.org/10.6084/m9.figshare.8290004.v1><sup>22</sup>

This project contains the following extended data:

- Extended Data File 1 Search Terms.docx (Web of Science BIOSIS Citation Index systematic review search terms)

## Reporting guidelines

Figshare: Completed PRISMA-P checklist for ‘The effects of crop diversity and crop species on biological diversity in

agricultural landscapes: a systematic review protocol’. <https://doi.org/10.6084/m9.figshare.8290088.v1><sup>29</sup>

Data are available under the terms of the [Creative Commons Zero “No rights reserved” data waiver](#) (CC0 1.0 Public domain dedication).

## Acknowledgements

We gratefully acknowledge the support of Jane Falconer, Librarian at the London School of Hygiene & Tropical Medicine, who kindly helped to review this protocol and refine the search strategy.

## References

- McLaughlin A, Mineau P: **The impact of agricultural practices on biodiversity.** *Agric Ecosyst Environ.* 1995; **55**(3): 201–12. [Publisher Full Text](#)
- Tscharntke T, Tylianakis JM, Rand TA, *et al.*: **Landscape moderation of biodiversity patterns and processes - eight hypotheses.** *Biol Rev Camb Philos Soc.* 2012; **87**(3): 661–85. [PubMed Abstract](#) | [Publisher Full Text](#)
- Batáry P, Fischer J, Báldi A, *et al.*: **Does habitat heterogeneity increase farmland biodiversity?** *Front Ecol Environ.* 2011; **9**(3): 152–3. [Publisher Full Text](#)
- Batáry P, Báldi A, Kleijn D, *et al.*: **Landscape-moderated biodiversity effects of agri-environmental management: a meta-analysis.** *Proc Biol Sci.* 2011; **278**(1713): 1894–902. [PubMed Abstract](#) | [Publisher Full Text](#) | [Free Full Text](#)
- Geiger F, Bengtsson J, Berendse F, *et al.*: **Persistent negative effects of pesticides on biodiversity and biological control potential on European farmland.** *Basic Appl Ecol.* 2010; **11**(2): 97–105. [Publisher Full Text](#)
- Beketov MA, Kefford BJ, Schäfer RB, *et al.*: **Pesticides reduce regional biodiversity of stream invertebrates.** *Proc Natl Acad Sci U S A.* 2013; **110**(27): 11039–43. [PubMed Abstract](#) | [Publisher Full Text](#) | [Free Full Text](#)
- Goulson D, Nicholls E, Botías C, *et al.*: **Bee declines driven by combined stress from parasites, pesticides, and lack of flowers.** *Science.* 2015; **347**(6229): 1255957. [PubMed Abstract](#) | [Publisher Full Text](#)
- Bengtsson J, Ahnström J, Weibull AC: **The effects of organic agriculture on biodiversity and abundance: a meta-analysis.** *J Appl Ecol.* 2005; **42**(2): 261–9. [Publisher Full Text](#)
- Tuck SL, Winqvist C, Mota F, *et al.*: **Land-use intensity and the effects of organic farming on biodiversity: a hierarchical meta-analysis.** *J Appl Ecol.* 2013; **51**(3): 746–755. [PubMed Abstract](#) | [Publisher Full Text](#) | [Free Full Text](#)
- Mozumder P, Berrens RP: **Inorganic fertilizer use and biodiversity risk: An empirical investigation.** *Ecol Econ.* 2007; **62**(3–4): 538–43. [Publisher Full Text](#)
- van Capelle C, Schrader S, Brunotte J: **Tillage-induced changes in the functional diversity of soil biota – A review with a focus on German data.** *Eur J Soil Biol.* 2012; **50**: 165–81. [Publisher Full Text](#)
- Briones MJJ, Schmidt O: **Conventional tillage decreases the abundance and biomass of earthworms and alters their community structure in a global meta-analysis.** *Glob Chang Biol.* 2017; **23**(10): 4396–4419. [PubMed Abstract](#) | [Publisher Full Text](#)
- Redlich S, Martin EA, Wende B, *et al.*: **Landscape heterogeneity rather than crop diversity mediates bird diversity in agricultural landscapes.** *PLoS One.* 2018; **13**(8): e0200438. [PubMed Abstract](#) | [Publisher Full Text](#) | [Free Full Text](#)
- Kehoe L, Kummerle T, Meyer C, *et al.*: **Global patterns of agricultural land-use intensity and vertebrate diversity.** *Divers Distrib.* 2015; **21**(11): 1308–18. [Publisher Full Text](#)
- Newbold T, Hudson LN, Hill SL, *et al.*: **Global effects of land use on local terrestrial biodiversity.** *Nature.* 2015; **520**(7545): 45–50. [PubMed Abstract](#) | [Publisher Full Text](#)
- Duru M, Therond O, Martin G, *et al.*: **How to implement biodiversity-based agriculture to enhance ecosystem services: a review.** *Agron Sustain Dev.* 2015; **35**(4): 1259–81. [Publisher Full Text](#)
- Grayston SJ, Wang S, Campbell CD, *et al.*: **Selective influence of plant species on microbial diversity in the rhizosphere.** *Soil Biol Biochem.* 1998; **30**(3): 369–78. [Publisher Full Text](#)
- Myczko Ł, Rosin ZM, Skórka P, *et al.*: **Effects of management intensity and orchard features on bird communities in winter.** *Ecol Res.* 2013; **28**(3): 503–12. [Publisher Full Text](#)
- Mace GM, Barrett M, Burgess ND, *et al.*: **Aiming higher to bend the curve of biodiversity loss.** *Nat Sustain.* 2018; **1**(9): 448–51. [Publisher Full Text](#)
- Leitão RP, Zuanon J, Villéger S, *et al.*: **Rare species contribute disproportionately to the functional structure of species assemblages.** *Proc Biol Sci.* 2016; **283**(1828): 20160084. [PubMed Abstract](#) | [Publisher Full Text](#) | [Free Full Text](#)
- Mi X, Swenson NG, Valencia R, *et al.*: **The contribution of rare species to community phylogenetic diversity across a global network of forest plots.** *Am Nat.* 2012; **180**(1): E17–E30. [PubMed Abstract](#) | [Publisher Full Text](#)
- Moss C, Lukac M, Harris F, *et al.*: **Extended Data File 1 Search Terms.docx.** *figshare.* Online resource. 2019. <http://www.doi.org/10.6084/m9.figshare.8290004.v1>
- Food and Agricultural Organisation: **World Programme for the Census of Agriculture: Appendix 3.** Rome, Italy: FAO, 2010. [Reference Source](#)
- Web of Science Group: **BIOSIS Citation Index.** Clarivate Analytics; 2019. [Reference Source](#)
- Critical Appraisal Skills Programme: **CASP Systematic Review Checklist Oxford, UK.** 2019. [Reference Source](#)
- Bilotta GS, Milner AM, Boyd IL: **Quality assessment tools for evidence from environmental science.** *Environ Evid.* 2014; **3**(1): 14. [Publisher Full Text](#)
- R Core Team: **R: A language and environment for statistical computing.** In: *Computing RFS*, editor. Vienna, Austria. 2018. [Reference Source](#)
- Spake R, Doncaster CP: **Use of meta-analysis in forest biodiversity research: key challenges and considerations.** *For Ecol Manage.* 2017; **400**: 429–37. [Publisher Full Text](#)
- Moss C, Lukac M, Harris F, *et al.*: **Reporting Guidelines File 2 PRISMA-P.docx.** *figshare.* Online resource. 2019. <http://www.doi.org/10.6084/m9.figshare.8290088.v1>

# Open Peer Review

Current Peer Review Status: ? ✓ ?

---

## Version 1

Reviewer Report 20 May 2020

<https://doi.org/10.21956/wellcomeopenres.16753.r38200>

© 2020 Rosenstock T. This is an open access peer review report distributed under the terms of the [Creative Commons Attribution License](#), which permits unrestricted use, distribution, and reproduction in any medium, provided the original work is properly cited.



**Todd Rosenstock** 

World Agroforestry (ICRAF), Nairobi, Kenya

The systematic review would examine two principal questions (1) whether increased crop diversity, either spatial (e.g., intercropping) or temporal (e.g., crop rotations) affect biodiversity including flora, fauna, and microbes, namely bacteria, fungi, algae, and protozoa and (2) whether crop species also affect biodiversity. These questions are of high interest to researchers and decision-makers. A few general comments to consider below.

Please consider being more specific (and perhaps narrowing) about the agronomic practices - biodiversity outcomes that will be investigated. There are a number of syntheses available on rotations and intercrops on microbial diversity, earthworms, insect populations, etc. (see references included with the review for a few). It may be important to consider how the proposed review fits within and adds to this constellation of existing reviews, amongst other papers not mentioned.

Coding rotations and intercrops in meta-analysis is often a problem because of the large diversity of species mixtures and variation in the comparators. This translates to very difficult (and sometimes meaningless) comparisons agronomically. When comparisons are valid, effects can also be confounded by other management aspects (how residues are handled mulched, incorporated, burned, moved off-farm, use of agrochemical or not, etc). This is likely to require many iterations during the review.

Consider reducing the outcome indicators to narrow the question. The review may be very large and difficult to manage when speaking about flora, fauna, and microbes together. The initial feeling is that the first question is already a very large undertaking and perhaps valuable to focus on only one of the two questions (though they are related).

Please clarify the mechanism implied in the sentence, "Understanding the relationships between crop species and biodiversity..." in the 3rd paragraph of the background. This seems to be a key justification for the 2nd question of the review. But the implications of potential findings are less clear.



Is the question about biodiversity writ large or functional diversity? These are often highly managed systems.

Consider looking toward the agricultural ontologies to help further refine search terms. The CGIAR Big Data Platform has a working group on agricultural ontologies and links to the sources. This will also ensure interoperability.

Inclusion criteria. Suggest to only used controlled experiments. Otherwise, you may find a lot of noise in the dataset. Consider focusing on a more limited number of cropping systems or farming systems and then expanding based on success.

Does rotation include green manures grown between seasons?

Please clarify if agroforestry is considered spatial crop diversity.

Will there be any quality control on the sampling and measurements used or the ways in which practices are implemented that will warrant exclusion?

Overall, the protocol is clearly written and suggests a high degree of rigor. The primary challenge will be the expansive scope and coding very heterogeneous management and outcomes. I look forward to seeing what comes up.

## References

1. Venter Z, Jacobs K, Hawkins H: The impact of crop rotation on soil microbial diversity: A meta-analysis. *Pedobiologia*. 2016; **59** (4): 215-223 [Publisher Full Text](#)
2. Bowles T, Jackson L, Loeher M, Cavagnaro T: Ecological intensification and arbuscular mycorrhizas: a meta-analysis of tillage and cover crop effects. *Journal of Applied Ecology*. 2017; **54** (6): 1785-1793 [Publisher Full Text](#)
3. Eisenhauer N: Plant diversity effects on soil microorganisms: Spatial and temporal heterogeneity of plant inputs increase soil biodiversity. *Pedobiologia*. 2016; **59** (4): 175-177 [Publisher Full Text](#)
4. Jackson L, Rosenstock T, Thomas M, Wright J, et al.: Managed ecosystems: biodiversity and ecosystem functions in landscapes modified by human use. 2009. 178-194 [Publisher Full Text](#)
5. Dainese M, Martin EA, Aizen MA, Albrecht M, et al.: A global synthesis reveals biodiversity-mediated benefits for crop production. *Sci Adv*. **5** (10): eaax0121 [PubMed Abstract](#) | [Publisher Full Text](#)
6. Kim N, Zabaloy M, Guan K, Villamil M: Do cover crops benefit soil microbiome? A meta-analysis of current research. *Soil Biology and Biochemistry*. 2020; **142**. [Publisher Full Text](#)
7. Venter Z, Scott S, Strauss J, Jacobs K, et al.: Increasing crop diversity increased soil microbial activity, nitrogen-sourcing and crop nitrogen, but not soil microbial diversity. *South African Journal of Plant and Soil*. 2017; **34** (5): 371-378 [Publisher Full Text](#)
8. Bowles T, Mooshammer M, Socolar Y, Calderón F, et al.: Long-Term Evidence Shows that Crop-Rotation Diversification Increases Agricultural Resilience to Adverse Growing Conditions in North America. *One Earth*. 2020; **2** (3): 284-293 [Publisher Full Text](#)
9. Duchene O, Vian J, Celette F: Intercropping with legume for agroecological cropping systems: Complementarity and facilitation processes and the importance of soil microorganisms. A review. *Agriculture, Ecosystems & Environment*. 2017; **240**: 148-161 [Publisher Full Text](#)

10. Chen C, Chen H, Chen X, Huang Z: Meta-analysis shows positive effects of plant diversity on microbial biomass and respiration. *Nature Communications*. 2019; **10** (1). [Publisher Full Text](#)
11. Pumariño L, Sileshi G, Gripenberg S, Kaartinen R, et al.: Effects of agroforestry on pest, disease and weed control: A meta-analysis. *Basic and Applied Ecology*. 2015; **16** (7): 573-582 [Publisher Full Text](#)
12. De Beenhouwer M, Aerts R, Honnay O: A global meta-analysis of the biodiversity and ecosystem service benefits of coffee and cacao agroforestry. *Agriculture, Ecosystems & Environment*. 2013; **175**: 1-7 [Publisher Full Text](#)

**Is the rationale for, and objectives of, the study clearly described?**

Partly

**Is the study design appropriate for the research question?**

Yes

**Are sufficient details of the methods provided to allow replication by others?**

Yes

**Are the datasets clearly presented in a useable and accessible format?**

Not applicable

**Competing Interests:** No competing interests were disclosed.

**Reviewer Expertise:** agriculture and ecology

**I confirm that I have read this submission and believe that I have an appropriate level of expertise to confirm that it is of an acceptable scientific standard, however I have significant reservations, as outlined above.**

Author Response 07 Jul 2020

**Cami Moss**, London School of Hygiene & Tropical Medicine, London, UK

Thank you very much for kindly reviewing our paper and for the useful comments, which have helped to improve this protocol (now published as a second version). With a view toward land use for human health, we hope that this review will make an original contribution by assessing only those crops and crop combinations that are cultivated for human or animal use, excluding those that are used solely to improve soil or ecological health. Among biodiversity responses, we include all species and not only those that are assessed for suppression effects (e.g. pests or weeds). Taken together, these aspects differentiate the review from several of the existing syntheses and we have clarified these points in the revised protocol.

As noted in your review, we acknowledge that the number of syntheses on microbial responses to crop diversity has grown and now includes two new publications (Chen et al 2019 and Kim et al 2020). We have therefore reduced the scope of this review to include only biodiversity responses among flora and fauna, excluding microbes.

In addition, inclusion and exclusion criteria have been further clarified both in response to your feedback and as a result of the process of title/abstract screening. In particular, we have specified that studies that do not apply a given agronomic practice (apart from intercropping or crop rotation) to both intervention and control/reference arms, or do not adjust for these practices in statistical analyses, will be excluded from the review. Measures of functional biodiversity are beyond the remit of this study but will be an important area for future research.

Please do let us know if you have any further comments on these changes, or if we can provide any further points of clarification.

**Competing Interests:** I declare no competing interests.

Reviewer Report 15 April 2020

<https://doi.org/10.21956/wellcomeopenres.16753.r38204>

© 2020 Dainese M. This is an open access peer review report distributed under the terms of the [Creative Commons Attribution License](#), which permits unrestricted use, distribution, and reproduction in any medium, provided the original work is properly cited.



**Matteo Dainese** 

Institute for Alpine Environment, Eurac Research, Bolzano, Italy

This study protocol provides a clear methodological framework to conduct a synthesis literature on the effects of spatial and temporal crop diversity and crop species on biodiversity in agricultural landscapes. Thank you for the opportunity to review this interesting article. The protocol is very ambitious, well described and will provide very important results. I have some small comments for the authors.

### Background

- Crop diversification at the landscape level is another spatial dimension that might be considered in this synthesis. Evenness is another important biodiversity attribute. Will you consider it?

### Aim and objectives

- Another secondary question could be: Do different biodiversity metrics respond equally to crop diversity?

### Methods

- I would spend some more words to explain Table 1. What do you mean with species extinction and extinction risk in this context? Which metric will you consider to measure these biodiversity outcomes?

- I have also some concern about the use of 'exposure' and 'outcome' terms in this context. They are uncommon in ecological studies.
- Which grey literature databases will you consider?
- How will you consider the different biodiversity metrics and methodologies from different studies?
- Testing the causal pathways by which crop diversity or crop species may have effects on biodiversity is one of questions that this study seeks to answer. How do you think to address this point?

**Is the rationale for, and objectives of, the study clearly described?**

Yes

**Is the study design appropriate for the research question?**

Yes

**Are sufficient details of the methods provided to allow replication by others?**

Yes

**Are the datasets clearly presented in a useable and accessible format?**

Not applicable

**Competing Interests:** No competing interests were disclosed.

**Reviewer Expertise:** Agroecology - Biodiversity

**I confirm that I have read this submission and believe that I have an appropriate level of expertise to confirm that it is of an acceptable scientific standard.**

Author Response 07 Jul 2020

**Cami Moss**, London School of Hygiene & Tropical Medicine, London, UK

Thank you very much for kindly reviewing our paper, and for noting important points that have helped us to improve our protocol (now published as a second version). We have now included measures of crop diversity at landscape level as drivers of biodiversity in this review. Species evenness is beyond the remit of this review but would be worth further study in future.

We have added some text to note the expected metrics relating to extinction and extinction risk. The grey literature databases are noted in 3.1 and these include Northern Light, Open Grey and Dissertations & Theses; some grey literature also appears in AGRIS and AGRICOLA databases.

We propose to synthesise data only for the species richness, abundance and Shannon's index metrics, which are reasonably consistent, and through calculation of response ratios

which we expect to be a more robust measure of effect taking account of different study methodologies (see 3.5). We do not propose to test causal pathways in this analysis, but we aim to give a narrative summary of the literature where pathways have been evidenced by the original study authors.

Please also note that as the number of syntheses on microbial responses to crop diversity has grown and now includes two new publications (Chen et al 2019 and Kim et al 2020) in addition to others (Venter et al 2016 and Bowles et al 2017), we have opted to reduce the scope of this review to include only biodiversity responses among flora and fauna, excluding microbes.

Thank you for noting common terms used in ecology – we have updated accordingly. Please do let us know if you have any further comments on these changes, or if we can provide any further points of clarification.

**Competing Interests:** I declare no competing interests.

Reviewer Report 30 August 2019

<https://doi.org/10.21956/wellcomeopenres.16753.r35846>

© 2019 Redlich S. This is an open access peer review report distributed under the terms of the [Creative Commons Attribution License](#), which permits unrestricted use, distribution, and reproduction in any medium, provided the original work is properly cited.



**Sarah Redlich** 

Department of Animal Ecology and Tropical Biology, Biocenter, University of Würzburg, Würzburg, Germany

### General comments

Biodiversity loss across all taxa and scales is a hugely important topic, especially in the light of global change, ecosystem resilience and resistance. At the same time, agricultural intensification plays a major role in species declines, necessitating a move towards biodiversity-friendly farming practices. The value of crop diversity and crop type for soil quality and productivity has long been shown, and numerous studies and literature reviews highlight the benefits for biodiversity as well. However, most of these papers concentrate on specific taxonomic groups or study systems, and quantitative syntheses of crop diversity effects are mainly lacking. For instance, two published quantitative reviews by Dassou & Tixier (2016)<sup>1</sup> and Letourneau *et al.* (2011)<sup>2</sup> focus primarily on abundance and/or richness measures of herbivores and predators, ignoring other taxonomic groups. Therefore, quantitatively summarising the effects of crop diversity and crop type on different taxa and other aspects of biodiversity such as extinction risk is an essential step forward.

This study protocol proposes a method to screen and synthesise literature related to the benefits of crop diversity and crop species on biodiversity in agricultural landscapes. The authors propose



to review both peer-reviewed and grey literature databases using a variety of different search terms, then applying thorough quality and bias assessment of potential studies, before narratively and quantitatively synthesising the effects.

While acknowledging the great importance of the proposed review, there are a few general shortcomings of the study protocol that I would like to address.

Next to temporal crop diversity (crop rotations), the authors mention mixed cropping or intercropping as a type of spatial crop diversity included in the review. What about crop diversity on a landscape scale, i.e. not on the same field? This spatial crop diversity can have positive effects on biodiversity and ecosystem services (e.g. Fahrig *et al.* 2015<sup>3</sup>; Hiron *et al.*, 2015<sup>4</sup>; Palmu, Ekroos, Hanson, Smith, & Hedlund, 2014<sup>5</sup>; Redlich, Martin, & Steffan-Dewenter, 2018<sup>6</sup>). It also plays an important role in agricultural policy, for example in Europe, where farmers are obliged to increase the number of crops grown on a farm.

On the other hand, I slightly struggle with the term 'crop species' used throughout the paper. For two reasons:

First, I think that the term 'crop species' is slightly misleading in this context, as it could also imply the richness of crop species, which is obviously not the intention. Using a term such as 'crop type' or 'crop identity' may be helpful.

Second, quantitatively assessing the effect of 'crop species' is non-trivial, because there are numerous crops grown worldwide (and there is no geographical restriction applied in this review), and each crop could have been compared to numerous other crops or mixed natural-agricultural systems. These different crop-crop combinations, however, can only be assessed with difficulty and a lot of effort, and most likely not using quantitative measures. Rightly, the authors expect this issue and propose narrative and mapping approaches instead. They also suggest the grouping of crops whenever needed or possible (e.g. by crop characteristics/functions). To me, the latter approach is most valid and useful, as different studies have shown the benefits of using functional groupings over crop species per se. In this case, however, the title and use of the term 'crop species' is misleading.

As a last general comment, the terms "exposure" and "outcome" are not normally used in ecology (which is the primary field of research this review focuses on) to describe drivers (crop diversity and crop type) and response variables (biodiversity metrics). In ecological studies, the 'outcome' would be that effects are either positive, neutral or negative for biodiversity.

Apart from these and some minor points (see below) that may require some clarification, I recognize the value of the planned review and the generally strong and thorough design of the study protocol. I am very much looking forward to seeing some first results of a quantitative synthesis of crop diversity effects on biodiversity.

### **Section-specific comments**

#### Abstract

I missed a sentence about why the loss of biodiversity is considered a problem, especially in agricultural systems.

"Crop species are also known to have independent impacts on biodiversity." This sentence is not

very clear, especially the meaning of 'crop species'. I guess the authors aim to say that depending on the crop type, effects on biodiversity can differ (independently of overall crop diversity benefits).

"... and a proportion will be independently conducted by a second reviewer." The idea that the second reviewer takes over the task of quality control only becomes clear when reading the methods section.

### Background

I missed the link between land use (which can include a lot of changes not only related to agriculture) and agricultural intensification.

"These factors, together with crop species and related management and production cycles, determine the intensity of agricultural management". As in the abstract, the exact meaning of 'crop species' in this context is not clear to me. I assume the authors mean to say that the type of crop grown also determines the management practices and crop rotations required, and therefore makes farming more or less intensive (e.g. oilseed rape farming requires high insecticide inputs, while winter wheat needs large amounts of fertilizer inputs and is often grown in short rotations).

I agree that land use and land use change affect biodiversity, but not necessarily why "these factors" should determine the intensity of agricultural management, unless a change in land use involves growing more management intensive crops, monocultures etc.

What is the difference between 'rotation of crops' and 'the practice of growing different crops in the same field, rotated seasonally or annually'?

### Aim and objectives

Secondary questions and study objectives are redundant (e.g. "Are there trends in the response of biodiversity to crop diversity across different taxonomic groups or biomes?" and "To identify trends in the response of biodiversity to crop diversity across different taxonomic groups or biomes"). I recommend focussing on study objectives, as these more clear.

### Methods

Methods, statistical analyses and visualisation options seem to be appropriate for the purpose of this review.

I very much like the fact that the literature search is not restricted to scientific literature, but also grey literature and dissertations/thesis. While some may argue that the quality of such literature may not compare to peer-review research articles, I am a strong advocate for recognizing the value of research that does not end up being published in scientific journals, as an abundant amount of relevant evidence otherwise gets lost. I also believe that applying quality and bias assessment as described later will ensure comparable standards for both peer-reviewed and grey literature.

The list of databases and the search terms used to find papers assessing drivers and biodiversity metrics seem to be quite comprehensive. The authors make huge efforts to double-check the screening and coding process, ensure the study quality and reduce the risk of

methodological/design/publication bias. Notwithstanding my comments above about pooling crop species, using narrative description and mapping would be a nice (but time-consuming) way to deal with insufficient/heterogeneous data. I also very much appreciate the protocol for recoding every step of the review process and data acquisition, as well as applying the Critical Appraisal Skills Programme used in healthcare science to an ecological study!

Some other comments:

- For biodiversity metrics: I suggest to stick with the same term and order in the table and text (e.g. always “relative species rarity”).
- What does the inclusion criterion ‘All years’ refer to?
- “comparators” does not sound like the right word in this context. “Control” or even “reference/baseline crop/habitat” may be more suitable.
- Again, what about across-field spatial crop diversity? In this case the control would be a landscape with low spatial crop diversity (e.g. multi-crop landscapes compared to landscapes with only a few crops grown).
- “Exposure effects presented solely in combination with landscape composition or other agricultural management effects e.g. non-crop vegetation or structures (except grasslands used for pasture/grazing), no-till, etc” This is not clear to me.
- Options to shorten and combine: “A contact record sheet will be kept with author names and study title, email addresses, dates(s) of contact, and results of contact. If no new contact information can be identified and there is no response from the author, or if the author declines to share data, the study will be excluded from further analysis”.

## References

1. Dassou AG, Tixier P: Response of pest control by generalist predators to local-scale plant diversity: a meta-analysis. *Ecol Evol.* **6** (4): 1143-53 [PubMed Abstract](#) | [Publisher Full Text](#)
2. Letourneau D, Armbrecht I, Rivera B, Lerma J, et al.: Does plant diversity benefit agroecosystems? A synthetic review. *Ecological Applications.* 2011; **21** (1): 9-21 [Publisher Full Text](#)
3. Fahrig L, Girard J, Duro D, Pasher J, et al.: Farmlands with smaller crop fields have higher within-field biodiversity. *Agriculture, Ecosystems & Environment.* 2015; **200**: 219-234 [Publisher Full Text](#)
4. Hiron M, Berg Å, Eggers S, Berggren Å, et al.: The relationship of bird diversity to crop and non-crop heterogeneity in agricultural landscapes. *Landscape Ecology.* 2015; **30** (10): 2001-2013 [Publisher Full Text](#)
5. Palmu E, Ekroos J, Hanson H, Smith H, et al.: Landscape-scale crop diversity interacts with local management to determine ground beetle diversity. *Basic and Applied Ecology.* 2014; **15** (3): 241-249 [Publisher Full Text](#)
6. Redlich S, Martin E, Steffan-Dewenter I: Landscape-level crop diversity benefits biological pest control. *Journal of Applied Ecology.* 2018; **55** (5): 2419-2428 [Publisher Full Text](#)

## Is the rationale for, and objectives of, the study clearly described?

Yes

**Is the study design appropriate for the research question?**

Yes

**Are sufficient details of the methods provided to allow replication by others?**

Yes

**Are the datasets clearly presented in a useable and accessible format?**

Not applicable

**Competing Interests:** No competing interests were disclosed.**Reviewer Expertise:** Agroecology, ecosystem services and biodiversity.**I confirm that I have read this submission and believe that I have an appropriate level of expertise to confirm that it is of an acceptable scientific standard, however I have significant reservations, as outlined above.**

Author Response 07 Jul 2020

**Cami Moss**, London School of Hygiene & Tropical Medicine, London, UK

Thank you very much for your very thorough review, which has been an excellent reference as this review has taken shape. We have revised the protocol and uploaded a second version, and here we summarise the changes made.

We thank you for noting points of unclear reasoning or use of language throughout the protocol. Each of the points raised has been revised in the updated protocol. For example, key protocol terms have been changed as follows: "crop species" is now "crop type" (this is also aligned with the search strategy and terms); "exposures" are now "drivers" and "outcomes" are now "response variables".

We acknowledge the importance and relevance of landscape-scale crop diversity and have revised our criteria to include this in our review. In addition, inclusion and exclusion criteria have been further clarified both in response to your feedback and as a result of the process of title/abstract screening.

Please also note that as the number of syntheses on microbial responses to crop diversity has grown and now includes two new publications (Chen et al 2019 and Kim et al 2020) in addition to others (Venter et al 2016 and Bowles et al 2017), we have opted to reduce the scope of this review to include only biodiversity responses among flora and fauna, excluding microbes.

Please do let us know if you have any further comments on these changes, or if we can provide any further points of clarification. We will be happy to do so.

**Competing Interests:** I declare no competing interests.