





## RESEARCH ARTICLE

# Acceptability and feasibility of genital self-sampling for the diagnosis of female genital schistosomiasis: a cross-sectional study in Zambia [version 1; peer review: awaiting peer review]

Comfort Rutty Phiri<sup>1</sup>, Amy S. Sturt<sup>2</sup>, Emily L. Webb <sup>3</sup>, Namakau Chola<sup>1</sup>, Richard Hayes<sup>3</sup>, Kwame Shanaube<sup>1</sup>, Helen Ayles<sup>2</sup>, Isaiah Hansingo<sup>4</sup>, Amaya L. Bustinduy <sup>2</sup>, BILHIV study team

<sup>1</sup>Zambart, Lusaka, Zambia

<sup>2</sup>Department of Clinical Research, London School of Hygiene & Tropical Medicine, London, WC1E 7HT, UK

<sup>3</sup>MRC Tropical Epidemiology Group, London School of Hygiene & Tropical Medicine, London, WC1E 7HT, UK

<sup>4</sup>Gynecology Department, Livingstone Central Hospital, Livingstone, Zambia

---

**V1** First published: 02 Apr 2020, 5:61 (<https://doi.org/10.12688/wellcomeopenres.15482.1>)

Latest published: 02 Apr 2020, 5:61 (<https://doi.org/10.12688/wellcomeopenres.15482.1>)

---

## Abstract

**Background:** Female genital schistosomiasis (FGS) is a neglected and disabling gynaecological disorder that is difficult to diagnose and is part of the wider spectrum of urogenital disease caused by the waterborne parasite *Schistosoma haematobium*. Over 90% of human schistosomiasis cases are found in sub-Saharan Africa with 3.8 million people infected with schistosomes in Zambia. Reported FGS prevalence ranges from 33-75% of those with urinary schistosomiasis in endemic areas, suggesting a potentially high FGS burden in Zambia alone. The Bilharzia and HIV (BILHIV) study evaluated home self-sampling genital collection methods for the diagnosis of FGS.

**Methods:** Eligible participants included non-pregnant, sexually active women aged 18-31 who were previously recruited for the HPTN 071 (PopART) trial in Livingstone, Zambia. Household demographic and symptom questionnaires were administered by community workers. Participants were offered vaginal and cervical self-swabs and a urine cup. Cervicovaginal lavage (CVL) was performed in clinic by midwives. Information was collected from participants on the acceptability and feasibility of genital self-sampling.

**Results:** From January-August 2018, 603 women were enrolled, and 87.3% (527/603) completed clinic follow up. A high proportion of participants indicated that self-collection of specimens was “easy” or “very easy” on a 5-point Likert scale. A high proportion of women would be willing to self-collect all three specimens again in future: vaginal swab 96.7% (583/603), cervical swab 96.5% (582/603), and urine 96.2% (580/603). Home-based self-sampling was preferred over provider-based sampling in the clinic due to greater privacy 58.5% (353/603), convenience 46.3% (279/603) and need for transportation 15.9% (96/603).

**Conclusions:** Home based genital self-sampling for FGS diagnosis is

## Open Peer Review

**Reviewer Status** AWAITING PEER REVIEW

Any reports and responses or comments on the article can be found at the end of the article.

highly acceptable. This scalable method may inform future efforts for community-based diagnosis of FGS.

### Keywords

female genital schistosomiasis, acceptability, feasibility, self-sampling, self-collection, vaginal self-sampling, cervical self-sampling, genital self-sampling

**Corresponding author:** Amaya L. Bustinduy ([Amaya.Bustinduy@lshtm.ac.uk](mailto:Amaya.Bustinduy@lshtm.ac.uk))

**Author roles:** **Rutty Phiri C:** Conceptualization, Data Curation, Formal Analysis, Writing – Original Draft Preparation, Writing – Review & Editing; **Sturt AS:** Data Curation, Formal Analysis, Methodology, Writing – Review & Editing; **Webb EL:** Data Curation, Formal Analysis, Methodology; **Chola N:** Writing – Review & Editing; **Hayes R:** Conceptualization, Methodology, Writing – Review & Editing; **Shanaube K:** Resources, Supervision; **Ayles H:** Conceptualization, Funding Acquisition, Investigation, Methodology, Writing – Review & Editing; **Hansingo I:** Resources, Supervision, Validation, Writing – Review & Editing; **Bustinduy AL:** Conceptualization, Formal Analysis, Funding Acquisition, Investigation, Methodology, Project Administration, Supervision, Writing – Original Draft Preparation, Writing – Review & Editing;

**Competing interests:** No competing interests were disclosed.

**Grant information:** This work was supported by Wellcome [205954].

*The funders had no role in study design, data collection and analysis, decision to publish, or preparation of the manuscript.*

**Copyright:** © 2020 Rutty Phiri C *et al.* This is an open access article distributed under the terms of the [Creative Commons Attribution License](#), which permits unrestricted use, distribution, and reproduction in any medium, provided the original work is properly cited.

**How to cite this article:** Rutty Phiri C, Sturt AS, Webb EL *et al.* **Acceptability and feasibility of genital self-sampling for the diagnosis of female genital schistosomiasis: a cross-sectional study in Zambia [version 1; peer review: awaiting peer review]** Wellcome Open Research 2020, 5:61 (<https://doi.org/10.12688/wellcomeopenres.15482.1>)

**First published:** 02 Apr 2020, 5:61 (<https://doi.org/10.12688/wellcomeopenres.15482.1>)

## Introduction

Human schistosomiasis is a waterborne parasitic disease caused by blood flukes of the genus *Schistosoma*<sup>1,2</sup>. It constitutes a significant public health problem causing the loss of 1,440 million years of full health worldwide, with approximately 659 million people at risk of acquiring infection<sup>2,3</sup>. More specifically, *Schistosoma haematobium* affects both the urinary as well as the genital tract. In female genital schistosomiasis (FGS)<sup>1</sup>, parasite egg deposition occurs in the genital tract and it is characterized by histologic vaginal or cervical mucosal inflammation<sup>4</sup> and unique clinical findings<sup>5</sup>. FGS has been associated with infertility, a condition associated with negative social and psychological impacts in many low-income countries<sup>6</sup>. In addition, observational studies have suggested an association between FGS and prevalent HIV infection<sup>7,8</sup>, and HIV transmission and acquisition<sup>9</sup>.

Genital self-sampling has been described in the diagnosis of reproductive tract infections (RTI)<sup>10–12</sup> in both adults and adolescents<sup>13</sup> and has enhanced access to health services among hard-to-reach populations such as adolescents/young people<sup>14</sup>, and those who do not regularly access health screening services<sup>15,16</sup>. A high proportion of women, including those from resource-limited settings have been found to prefer vaginal specimen self-collection<sup>10,17</sup> compared with clinic-based sampling. In addition to acceptability, two other factors make genital self-sampling advantageous; 1) the availability of vaginal self-sampling is effective for improving participation in specific RTI screening programmes and 2) the sensitivity of PCR-based assays on self-collected specimens compares favourably with physician-performed sampling<sup>16,18</sup>.

The Bilharzia and HIV (BILHIV) study's primary aim was to validate home-based self-sampling for the detection of *Schistosoma* DNA with vaginal and cervical swabs against provider obtained cervicovaginal lavage in a clinic setting in an endemic area in Zambia. The BILHIV study previously found that *Schistosoma* DNA was more frequently detected in genital self-collected specimens compared to clinic-collected cervicovaginal lavage<sup>19</sup>. Here, we describe the acceptability and feasibility of genital self-sampling for the detection of *Schistosoma* DNA in the BILHIV study. In addition, this study also analyses the demographic predictors for participant's preference of home-based self-sampling over clinic-based sampling.

## Methods

### Study setting and participants

The Bilharzia and HIV (BILHIV) study was a cross-sectional study nested within two of the 12 HPTN 071 (PopART) communities in Livingstone, southern province of Zambia<sup>20</sup>. HPTN 071 (PopART) was a trial to measure the impact of an HIV combination prevention package, including universal test and treat<sup>20</sup>. Non-pregnant, sexually active women aged 18–31 who had previously been recruited for the HPTN 071 (PopART) population cohort were eligible for inclusion in BILHIV.

### Sample collection and questionnaire

Between January and August 2018, specially trained population cohort research assistants visited women during the population

cohort 36-month end of study follow up and enquired regarding an “expression of interest” in the BILHIV study. At a subsequent home visit, BILHIV Community Workers (BCW) evaluated study eligibility, provided participants with study information in the language of their choice, along with FGS education, and obtained written informed consent.

At the home visit, the BCW provided participating women with instructions for urine collection and cervical and vaginal self-swabs using educational materials including an information sheet with diagrams of the female anatomy, model vagina, and test swabs. Photos in the World Health Organization's “Female Genital Schistosomiasis Pocket Atlas” were also displayed as a visual aid. As shown in [Figure 1](#), these educational materials were used to explain and demonstrate the procedure of self-collection of genital specimens. For swab self-collection, participants were instructed to hold a 6-inch vaginal swab (PrimeSwab, Longhorn Diagnostics, Texas, USA) at the 2 3/8-inch score mark and insert the swab vaginally until their fingers touched the labia minora. Participants moved the swab in a circular motion against the vaginal walls for a minimum of 15 repetitions. Similarly, for the cervical swab, participants were instructed to hold a 6 3/4-inch flocked swab (Miraclean, Shenzhen, China) with a quadrilateral kite-shaped tip at the non-flocked end of the swab body and insert the swab vaginally until they met noticeable resistance. The participant then performed swab rotation as described above. The participant broke the shaft of each swab and placed the vaginal and cervical swabs in separate screw-capped microtubes (STARLAB, Hamburg, Germany). Both swab specimens and urine were placed in cool boxes for transportation to the laboratory.

Following written informed consent and specimen collection, the participants completed a questionnaire, with responses captured on hand-held tablets. The questionnaire assessed basic demographics, information regarding genital symptoms, sexual behaviour and also the participant's assessment of the acceptability of self-sampling, through their responses to 15 questions ([Extended data<sup>21</sup>](#); [Table 1](#)).

At a later date, participating women who were not currently menstruating attended Livingstone Central Hospital (LCH) cervical cancer screening clinic where a trained midwife performed a cervicovaginal lavage and images of the vagina and cervix were captured with a point-of-care colposcope (MobileODT, Tel Aviv Israel) (Sturt, A *et al.* paper under review).

### Ethics and informed consent

All eligible participants providing written consent were recruited into the study. Participants who were unable to provide written informed consent were recruited in the presence of a witness with the participant placing their thumbprint on the consent form. The study was approved by the University of Zambia Biomedical Research Ethics Committee (reference number: 011-08-17), the Zambia National Health Research Authority and the London School of Hygiene and Tropical Medicine research ethics committee (reference number: 14506). Permission to conduct the study was given by the Livingstone District health office and the superintendent of the Livingstone Central Hospital.



**Figure 1.** (A) The Bilharzia and HIV Community Workers (BCWs) demonstrating the use of genital self-swabs by using a 3D model; (B) BCWs teaching by using the WHO female genital schistosomiasis atlas; (C) BCWs delivering questionnaires in hand-held tablets. Photo credit: A. Bustinduy; oral permission was obtained from subjects to publish these images. Images have also been edited (pixelated and cropped) to keep the identity of the subjects anonymous.

### Data management and statistical methods

Acceptability in our study was measured by the following outcomes: the proportion of women who rated home based self-sampling to be “easy” or “very easy” (for each of urine, vaginal, cervical self-sampling), the proportion who didn’t experience “pain” while self-sampling (for each of vaginal, cervical self-sampling), the proportion who were willing to self-sample again “in the future” (for each of urine, vaginal, cervical self-sampling), and the proportion who would prefer to “sample at home” (versus sampling in the clinic).

Participant data were entered using Open Data Kit Collect<sup>22</sup>. Continuous variables were summarized by mean and interquartile range (IQR), and categorical variables by frequency and percentage. Participant characteristics were compared between the two communities using Wilcoxon-Mann-Whitney, chi-squared, and Fisher’s exact tests. The Mantel-Haenszel approach was used to obtain crude and age-adjusted odds ratios for the association of demographic variables with a participant’s preference for home-based versus clinic-based sampling.

### Results

Of 1104 women screened for BILHIV eligibility, 54.5% (603/1105) were enrolled and all completed an initial home-based visit. Of those completing the initial home visit, 87.4% (527/603) completed clinic follow up (Figure 2). The median age was 24 years (IQR 22-28). More than half of participants, 60.4% (364/603), completed secondary school education and 59% (356/603) spoke primarily Nyanja (Table 1).

#### Acceptability and feasibility

Out of 603 women recruited, a high proportion indicated that self-collection of genital specimens was “easy” or “very easy” on a 5-point Likert scale for urine collection (96.2%; 580/603), vaginal swab (94.9%; 572/603), and cervical swab (86.6%; 522/603) (Figure 3; Table 2). Most participants indicated that they would be willing to self-collect again in the future: urine 96.2% (580/603), vaginal swab 96.7% (583/603) and cervical swab 96.5% (582/603). Substantially less than half of participants reported that it was “painful” to self-collect vaginal specimens (3.3%; 20/603) and cervical specimens (6.8%; 41/603)

**Table 1. Baseline characteristics of 603 Zambian women living in *Schistosoma haematobium* endemic areas near the Zambezi river by community.**

| Characteristics                          |                       | Overall (n=603) | Community A (n=319) | Community B (n=284) | p-value* |
|--|-----------------------|-----------------|---------------------|---------------------|----------|
| Age in years – Median (IQR)              |                       | 24 (22-28)      | 26 (23-29)          | 24 (21-27)          | <0.001   |
| Marital Status                           | Single                | 258 (42.8%)     | 110 (34.5%)         | 148 (52.1%)         | <0.001   |
|  | Married or Cohabiting | 320 (53.1%)     | 193 (60.5%)         | 127 (44.7%)         |          |
|  | Divorced or Separated | 23 (3.8%)       | 15 (4.7%)           | 8 (2.8%)            |          |
|  | Widowed               | 2 (0.3%)        | 1 (0.3%)            | 1 (0.4%)            |          |
| Language spoken                          | Nyanja                | 356 (59.0%)     | 160 (50.2%)         | 196 (69.0%)         | <0.001   |
|  | Tonga                 | 127 (21.1%)     | 93 (29.2%)          | 34 (12.0%)          |          |
|  | Lozi                  | 86 (14.3%)      | 48 (15.1%)          | 38 (13.4%)          |          |
|  | Bemba                 | 30 (5.0%)       | 17 (5.3%)           | 13 (4.6%)           |          |
|  | English only          | 4 (0.7%)        | 1 (0.3%)            | 3 (1.1%)            |          |
| Education (highest level)                | Any Primary School    | 167 (27.7%)     | 117 (36.7%)         | 50 (17.6%)          | <0.001   |
|  | Any Secondary School  | 364 (60.4%)     | 173 (54.2%)         | 191 (67.3%)         |          |
|  | Training in a Trade   | 59 (9.8%)       | 20 (6.3%)           | 39 (13.7%)          |          |
|  | Degree or Higher      | 3 (0.5%)        | 3 (0.9%)            | 0 (0.0%)            |          |
|  | None                  | 10 (1.7%)       | 6 (1.9%)            | 4 (1.4%)            |          |
| Employment status                        | Working               | 408 (67.7%)     | 200 (62.7%)         | 208 (73.2%)         | 0.006    |
|  | Not Working           | 195 (32.3%)     | 119 (37.3%)         | 76 (26.8%)          |          |
| Current water contact                    | None                  | 512 (84.9%)     | 263 (82.5%)         | 249 (87.7%)         | 0.02     |
|  | At Least Weekly       | 18 (3.0%)       | 11 (3.5%)           | 7 (2.5%)            |          |
|  | Every 1–2 Months      | 30 (5.0%)       | 24 (7.5%)           | 6 (2.1%)            |          |
|  | Every 6–12 Months     | 43 (7.1%)       | 21 (6.6%)           | 22 (7.8%)           |          |
| Childhood water contact                  | None                  | 186 (30.9%)     | 96 (30.1%)          | 90 (31.7%)          | 0.22     |
|  | At Least Weekly       | 381 (63.2%)     | 208 (65.2%)         | 173 (60.9%)         |          |
|  | Every 1–2 Months      | 24 (4.0%)       | 12 (3.8%)           | 12 (4.2%)           |          |
|  | Every 6–12 Months     | 12 (2.0%)       | 3 (0.9%)            | 9 (3.2%)            |          |
| Self-reported history of schistosomiasis | No                    | 572 (94.8%)     | 294 (92.2%)         | 278 (97.9%)         | 0.006    |
|  | Yes                   | 25 (4.2%)       | 20 (6.3%)           | 5 (1.8%)            |          |
|  | Maybe                 | 6 (1.0%)        | 5 (1.6%)            | 1 (0.4%)            |          |

\*comparison of Community-A vs Community-B

(Table 2). A high proportion of women (95.7%; 577/603) indicated that they would ‘recommend self-sampling to my friends’. Overall, most women preferred to collect specimens at home (90.0%; 543/603), compared with clinic-based sampling (10.0%; 60/603), (Table 3). Women from both communities preferred to self-collect specimens from home (Community A: 89.3%, 285/319; Community B: 90.9%, 258/284;  $p=0.5$ ) compared with attending the health facility. Participants preferred “self-sampling at home” over provider-based sampling in the clinic due to greater privacy (58.5%; 353/603), convenience (46.3%; 279/603) and lack of transportation (15.9%; 96/603) (Table 3). Participants in

Community B were more confident (99.3%; 282/284) than participants in Community A (91.5%; 292/319) ( $p<0.001$ ) that they collected the specimens correctly.

Overall, there was little evidence that education, marital status, community of residence, employment status, language spoken, and age were associated with a participant’s preference for home-based sampling over clinic-based sampling (Table 4). Given that the preference for self-sampling was universal across the groups examined in the crude analysis, we did not undertake multivariable analysis.

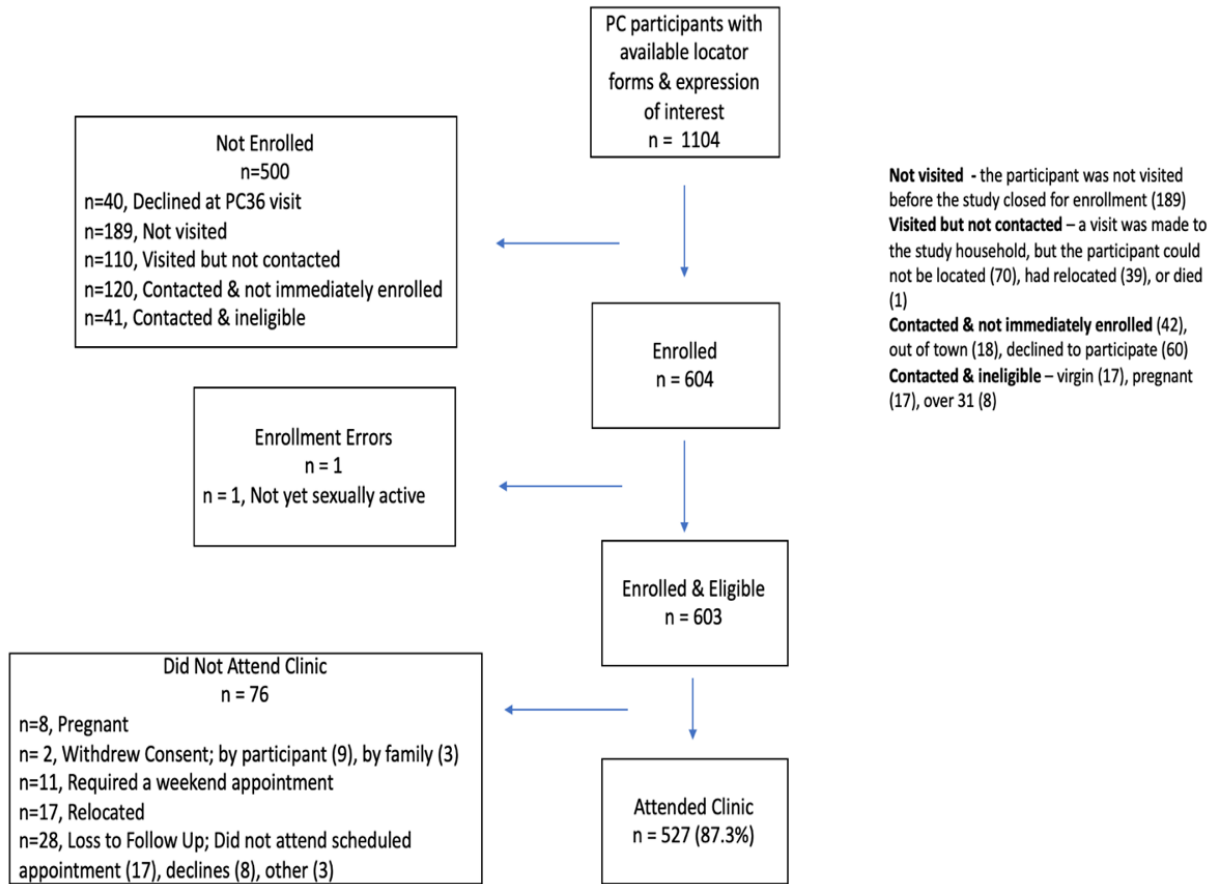


Figure 2. The Bilharzia and HIV study enrolment and sampling flow chart.

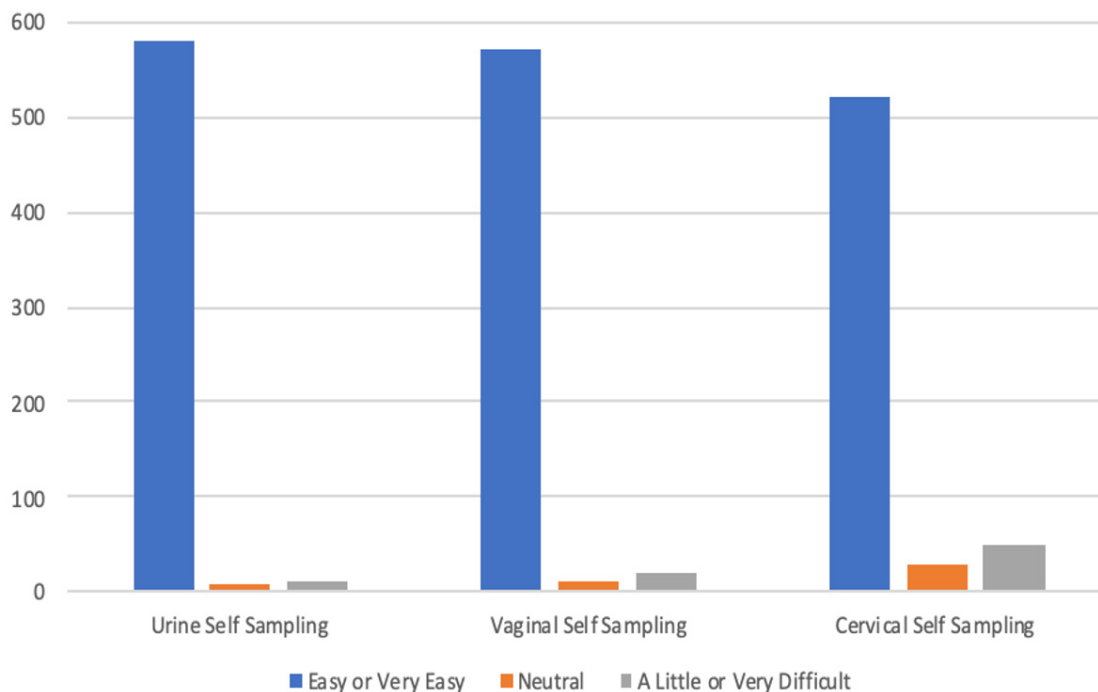


Figure 3. Ease of self-sampling in 603 Zambian women by specimen type.

**Table 2. Acceptability of genital self-sampling for women from the BILHIV study (n=603).**

| Question   | Very easy<br>% (n) | Easy<br>% (n) | Neutral<br>% (n) | A little difficult<br>% (n) | Very difficult<br>% (n) |
|--|--------------------|---------------|------------------|-----------------------------|-------------------------|
| I found vaginal self-sampling to be                              | 34.5 (208)         | 60.4 (364)    | 2.0 (12)         | 3.2 (19)                    | 0 (0)                   |
| I found cervical self-sampling to be                             | 26.2 (158)         | 60.4 (364)    | 5.0 (30)         | 8.5 (51)                    | 0 (0)                   |
| I found collecting my own urine sample to be                     | 56.2 (339)         | 40.0 (241)    | 1.7 (10)         | 2.0 (12)                    | 0.2 (1)                 |
| Question   | Strong<br>yes      | Yes           | Maybe            | No                          | Strong no               |
| I would be willing to take a vaginal self-sample in the future.  | 42.1 (254)         | 54.6 (329)    | 2.2 (13)         | 1.2 (7)                     | 0 (0)                   |
| I would be willing to take a cervical self-sample in the future. | 37.0 (223)         | 60.0 (359)    | 2.5 (15)         | 1.0 (6)                     | 0 (0)                   |
| I would be willing to takes a urine self-sample in the future.   | 38.6 (233)         | 58.4 (352)    | 2.3 (14)         | 0.7 (4)                     | 0 (0)                   |
| I would recommend self-sampling to my friends.                   | 29.0 (175)         | 66.7 (402)    | 1.8 (11)         | 2.0 (12)                    | 0.5 (3)                 |
| Self-collecting a vaginal swab was painful.                      | 0.33 (2)           | 3.0 (18)      | 3.7 (22)         | 77.1 (465)                  | 15.9 (96)               |
| Self-collecting a cervical swab was painful.                     | 0 (0)              | 6.8 (41)      | 9.6 (58)         | 71.3 (430)                  | 12.3 (74)               |
| I am confident I collected the specimens properly.               | 29.0 (175)         | 66.2 (399)    | 2.7 (16)         | 2.2 (13)                    | 0 (0)                   |
| I feel confident I collected a sample from my vagina.            | 25.7 (155)         | 72.3 (436)    | 1.3 (8)          | 0.7 (4)                     | 0 (0)                   |
| I feel confident I collected a sample from my cervix.            | 24.5 (148)         | 71.6 (432)    | 3.5 (21)         | 0.3 (2)                     | 0 (0)                   |

**Table 3. Results of the BILHIV study patient experience surveys for 603 women living in *Schistosoma haematobium* endemic areas in Livingstone, Zambia\*.**

| Question   | Participant responses                           | % (n)*     |
|--|---|------------|
| Do you prefer to take your samples at home, or would you prefer to take samples at the clinic? | Clinic  | 10.0 (60)  |
|  | Home  | 90.0 (543) |
| I prefer doing samples at home because**   | It is more convenient                           | 51.4 (279) |
|  | I don't have transportation                     | 17.7 (96)  |
|  | I don't have childcare                          | 2.6 (14)   |
|  | I need to work                                  | 6.2 (34)   |
|  | I have more privacy at home                     | 65.0 (353) |
|  | It is easier to sample at home                  | 66.3 (360) |
|  | Other reason                                    | 11.4 (62)  |
| I prefer having samples performed in clinic because**  | I don't have privacy at home                    | 26.7 (16)  |
|  | I had discomfort with collecting my own samples | 13.3 (8)   |
|  | I was unsure if I did the sampling properly     | 30.0 (18)  |
|  | I'd like more supervision                       | 28.3 (17)  |
|  | Other   | 28.3 (17)  |

\*Proportions for home-based testing have a denominator of 543, proportions for clinic-based testing have a denominator of 60

\*\*Participants could choose more than one answer

**Table 4. Factors associated with the choice of home-based sampling over clinic-based sampling, adjusted for age.**

| Exposure          |                            | n (home-based sampling)/N (%) | Crude OR  | 95% CI      | aOR       | 95% CI      | p-value |
|-------------------|----------------------------|-------------------------------|-----------|-------------|-----------|-------------|---------|
| Education         | None or any primary school | 166/177 (94%)                 | reference |             | reference |             | 0.31    |
|                   | Any secondary school       | 323/364 (89%)                 | 0.52      | 0.26 – 1.05 | 0.45      | 0.22 – 0.91 |         |
|                   | Trade training or a degree | 54/62 (87%)                   | 0.45      | 0.17 – 1.18 | 0.47      | 0.17 – 1.27 |         |
| Language*         | Nyanja                     | 328/356 (92%)                 | reference |             | reference |             | 0.11    |
|                   | Tonga                      | 114/127 (90%)                 | 0.75      | 0.37 – 1.50 | 0.75      | 0.38 – 1.52 |         |
|                   | Lozi                       | 72/86 (84%)                   | 0.44      | 0.22 – 0.88 | 0.44      | 0.22 – 0.88 |         |
|                   | Bemba                      | 26/30 (87%)                   | 0.55      | 0.18 – 1.71 | 0.55      | 0.18 – 1.70 |         |
| Marital status    | Single                     | 228/258 (88%)                 | reference |             | reference |             | 0.49    |
|                   | Married                    | 292/320 (91%)                 | 1.37      | 0.79 – 2.37 | 1.58      | 0.85 – 2.95 |         |
|                   | Divorced or widowed        | 23/25 (92%)                   | 1.51      | 0.34 – 6.77 | 1.61      | 0.31 – 8.34 |         |
| District          | Community A                | 285/319 (89%)                 | reference |             | reference |             | 0.54    |
|                   | Community B                | 258/284 (91%)                 | 1.18      | 0.69 – 2.03 | 1.14      | 0.66 – 1.97 |         |
| Employment status | Not working                | 367/408 (90%)                 | reference |             | reference |             | 0.91    |
|                   | Working                    | 176/195 (90%)                 | 1.03      | 0.58 – 1.84 | 1.07      | 0.60 – 0.90 |         |
| Age (years)       | 18–22                      | 144/158 (91%)                 | reference |             | --        | --          | 0.62    |
|                   | 23–26                      | 207/228 (91%)                 | 0.96      | 0.47 – 1.95 | --        | --          |         |
|                   | 27–31                      | 192/217 (89%)                 | 0.75      | 0.37 – 1.49 | --        | --          |         |

## Discussion

FGS is a chronic gynaecologic condition that afflicts vulnerable women and girls in sub-Saharan Africa. Current diagnostic strategies are limited as they rely on resources that are seldom available in low-income settings<sup>23</sup>. A self-collection method that minimises reliance on health care providers would represent a scalable alternative method for FGS community-based diagnosis in endemic resource limited settings, but only if it is an acceptable procedure to perform. Home based genital self-sampling for the diagnosis of FGS was highly acceptable among women aged 18 to 31 years of age enrolled in the BILHIV study in Zambia. All participating women provided all three self-collected specimens (urine, vaginal and cervical swabs), and a high proportion found vaginal self-sampling and cervical self-sampling “easy” or “very easy”.

Our study is in agreement with other studies in which self-swabs were acceptable to women in geographically and ethnically diverse target populations<sup>10,18,24</sup>. In a study of Haitian immigrants living in the USA, the acceptability of unsupervised cervical HPV self-sampling using written instructions revealed that self-sampling was more acceptable to the majority of the women than clinician-administered sampling<sup>24,25</sup>, and it increased screening coverage among female clinic non-attendees<sup>15,26</sup>. Also in an Italian study, cervical self-sampling using either a brush or a self-lavaging

device was acceptable and both modalities were preferred to clinician-sampling (n=117, 68%)<sup>27</sup>. A systematic review on the acceptability of self-sampled screening for HPV DNA reported that self-sampling was highly acceptable among study participants in 37 studies from 24 countries across five continents<sup>25</sup>. Despite heterogeneity in study design, the studies in this meta-analysis suggest that self-sampling is well accepted by participants regardless of education, marital status, community of residence, employment status, language spoken, and age. Supported by these data we can conclude that our findings are likely generalizable across geographic areas and among women of varying educational background, cultures, and ethnic groups.

Substantially over half of the women in the BILHIV study reported that self-collection of specimens was “easy” or “very easy” (urine 96.2%, vaginal swab 94.9% and cervical swab 86.6%). This is consistent with other studies that showed that study participants found genital self-sampling or the use of a self-sampling device easy to use<sup>24,25</sup>. The proportion with this outcome was slightly lower for cervical than vaginal sampling. Swab length and more invasive technique may account for the lower proportion of women who found cervical self-sampling “easy” or “very easy”, compared with vaginal self-sampling. As another measure of acceptability, over 96% of women in the BILHIV study indicated that they were willing to self-collect *all three specimens* again



in the future, which is similar to proportions reported in HPV self-collection research using cervical swabs<sup>24,28</sup> and curable STI research using vaginal swabs<sup>29</sup>. Our study, as others, further showed that a high proportion of the women indicated that they would recommend self-sampling to a friend<sup>25</sup>. This shows promise for the future use of peer-encouragement in the use of genital self-sampling procedures.

Our study also revealed that 90.0% of participants preferred self-sampling at home over provider-based sampling at the clinic. Our findings are similar to studies reporting a high preference for home self-sampling<sup>25,27,28</sup>. However, a recent meta-analysis found that the pooled estimate of women who preferred self-sampling to clinic based sampling was 59% (48 – 69%)<sup>25</sup>. There are some possible explanations for this. While a binary outcome was evaluated in the meta-analysis, the individual reasons for preferring home-based self-sampling to health-facility sampling vary across studies. In the BILHIV study questionnaire, the questions regarding preferences for home vs. clinic sampling included a comprehensive range of options that included ‘privacy’, ‘convenience’, ‘transportation’, ‘work conflicts’, ‘no child-care’, and ‘ease’ among others. Second, other work reports that some women preferred clinic sampling to home based self-sampling because they were not comfortable with touching their genital areas, they were unsure about the safety of self-testing, or they were concerned they would perform the test incorrectly<sup>30</sup>.

This study benefited from HPTN 071 (PopART) because HPTN 071 (PopART) staff introduced the BILHIV study to all prospective BILHIV participants that enabled them to be familiar with the study even before it began. Further, the BILHIV study was implemented in communities that were already familiar with the organization and the staff that worked under the HPTN 071 (PopART) study. In addition, former HPTN 071 (PopART) staff in the two study communities continued to work in the same communities under the BILHIV study. This enabled improved study performance because of the existing rapport between BILHIV staff and the community members. Standardized questionnaires were used to reduce observer bias and were performed at the time of self-sampling to minimize recall bias. However, it is important to note that the participation in the BILHIV study was limited to women who took part in the HPTN 071 (PopART)

population cohort. In this scenario, bias may be related to a Hawthorne effect. This observer effect can occur as participants in a study alter their behaviour as a result of regular follow-up within a cohort<sup>31</sup>. The HPTN 071 (PopART) population cohort was selected through a random sampling of households and random selection of one individual within each household<sup>31</sup>. BILHIV study participants were selected by querying eligible members of the population cohort for an “expression of interest”. There may be selection bias, in that women who expressed an interest in participating in the study may not be representative of the population as a whole.

## Conclusion

We have shown high acceptability and feasibility of genital self-sampling for the diagnosis of FGS in young women (18–31 years) in a schistosomiasis endemic area in Zambia. This practice has potential to increase FGS surveillance in other endemic populations. The majority of participants reported that specimen self-collection was “easy” or “very easy” with high willingness to participate in future home-based self-sampling. Results can inform future efforts for community-based diagnosis of FGS.

## Data availability

### Underlying data

LSHTM Data Compass: BILHIV acceptability dataset, <https://doi.org/10.17037/DATA.0000161832>.

This data is under restricted access due to the assurance given to participants that responses would be kept completely confidential. This is particularly important due to the sensitivity of the data produced. The data set can be accessed by completing the Request Form, which requires that the intended use for the data is specified. Data available under the LSHTM Data Compass Data Sharing Agreement.

### Extended data

Figshare: Extended data\_Figshare.docx, <https://doi.org/10.6084/m9.figshare.12023382.v121>.

## Acknowledgements

BILHIV study team: <https://www.lshtm.ac.uk/research/centres-projects-groups/bilharzia-and-hiv>

## References

1. WHO: **Female genital schistosomiasis: a pocket atlas for clinical health-care professionals**. World Health Organization. 2015. [Reference Source](#)
2. Colley DG, Bustinduy AL, Secor WE, *et al.*: **Human schistosomiasis**. *Lancet*. 2014; **383**(9936): 2253–64. [PubMed Abstract](#) | [Publisher Full Text](#) | [Free Full Text](#)
3. DALYs GBD, Collaborators H: **Global, regional, and national disability-adjusted life-years (DALYs) for 359 diseases and injuries and healthy life expectancy (HALE) for 195 countries and territories, 1990-2017: a systematic analysis for the Global Burden of Disease Study 2017**. *Lancet*. 2018; **392**(10159): 1859–922. [PubMed Abstract](#) | [Publisher Full Text](#) | [Free Full Text](#)
4. Jourdan PM, Holmen SD, Gundersen SG, *et al.*: **HIV target cells in Schistosoma haematobium-infected female genital mucosa**. *Am J Trop Med Hyg*. 2011; **85**(6): 1060–4. [PubMed Abstract](#) | [Publisher Full Text](#) | [Free Full Text](#)
5. Kjetland EF, Ndhlovu PD, Mdluzza T, *et al.*: **Simple clinical manifestations of genital Schistosoma haematobium infection in rural Zimbabwean women**. *Am J Trop Med Hyg*. 2005; **72**(3): 311–9. [PubMed Abstract](#)
6. Miller-Fellows SC, Howard L, Kramer R, *et al.*: **Cross-sectional interview study of fertility, pregnancy, and urogenital schistosomiasis in coastal Kenya: Documented treatment in childhood is associated with reduced odds of subfertility among adult women**. *PLoS Negl Trop Dis*. 2017; **11**(11): e0006101. [PubMed Abstract](#) | [Publisher Full Text](#) | [Free Full Text](#)
7. Kjetland EF, Ndhlovu PD, Gomo E, *et al.*: **Association between genital schistosomiasis and HIV in rural Zimbabwean women**. *AIDS*. 2006; **20**(4):

- 593–600.  
[PubMed Abstract](#) | [Publisher Full Text](#)
8. Downs JA, Mguta C, Kaatano GM, *et al.*: **Urogenital schistosomiasis in women of reproductive age in Tanzania's Lake Victoria region.** *Am J Trop Med Hyg.* 2011; **84**(3): 364–9.  
[PubMed Abstract](#) | [Publisher Full Text](#) | [Free Full Text](#)
  9. Wall KM, Kilembe W, Vwalika B, *et al.*: **Schistosomiasis is associated with incident HIV transmission and death in Zambia.** *PLoS Negl Trop Dis.* 2018; **12**(12): e0006902.  
[PubMed Abstract](#) | [Publisher Full Text](#) | [Free Full Text](#)
  10. Arrossi S, Paolino M, Laudi R, *et al.*: **Programmatic human papillomavirus testing in cervical cancer prevention in the Jujuy Demonstration Project in Argentina: a population-based, before-and-after retrospective cohort study.** *Lancet Glob Health.* 2019; **7**(6): e772–e83.  
[PubMed Abstract](#) | [Publisher Full Text](#)
  11. Serwadda D, Wawer MJ, Shah KV, *et al.*: **Use of a hybrid capture assay of self-collected vaginal swabs in rural Uganda for detection of human papillomavirus.** *J Infect Dis.* 1999; **180**(4): 1316–9.  
[PubMed Abstract](#) | [Publisher Full Text](#)
  12. Francis SC, Mthiyane TN, Baisley K, *et al.*: **Prevalence of sexually transmitted infections among young people in South Africa: A nested survey in a health and demographic surveillance site.** *PLoS Med.* 2018; **15**(2): e1002512.  
[PubMed Abstract](#) | [Publisher Full Text](#) | [Free Full Text](#)
  13. Odesanmi TY, Wasti SP, Odesanmi OS, *et al.*: **Comparative effectiveness and acceptability of home-based and clinic-based sampling methods for sexually transmissible infections screening in females aged 14-50 years: a systematic review and meta-analysis.** *Sex Health.* 2013; **10**(6): 559–69.  
[PubMed Abstract](#) | [Publisher Full Text](#)
  14. Bosgraaf RP, Verhoef VM, Massuger LF, *et al.*: **Comparative performance of novel self-sampling methods in detecting high-risk human papillomavirus in 30,130 women not attending cervical screening.** *Int J Cancer.* 2015; **136**(3): 646–55.  
[PubMed Abstract](#) | [Publisher Full Text](#)
  15. Racey CS, Withrow DR, Gesink D: **Self-collected HPV testing improves participation in cervical cancer screening: a systematic review and meta-analysis.** *Can J Public Health.* 2013; **104**(2): e159–66.  
[PubMed Abstract](#) | [Publisher Full Text](#) | [Free Full Text](#)
  16. Bais AG, van Kemenade FJ, Berkhof J, *et al.*: **Human papillomavirus testing on self-sampled cervicovaginal brushes: an effective alternative to protect nonresponders in cervical screening programs.** *Int J Cancer.* 2007; **120**(7): 1505–10.  
[PubMed Abstract](#) | [Publisher Full Text](#)
  17. Bhatla N, Dar L, Patro AR, *et al.*: **Can human papillomavirus DNA testing of self-collected vaginal samples compare with physician-collected cervical samples and cytology for cervical cancer screening in developing countries?** *Cancer Epidemiol.* 2009; **33**(6): 446–50.  
[PubMed Abstract](#) | [Publisher Full Text](#) | [Free Full Text](#)
  18. Arbyn M, Smith SB, Temin S, *et al.*: **Detecting cervical precancer and reaching underscreened women by using HPV testing on self samples: updated meta-analyses.** *BMJ.* 2018; **363**: k4823.  
[PubMed Abstract](#) | [Publisher Full Text](#) | [Free Full Text](#)
  19. Sturt AS, Phiri CR, Webb EL, *et al.*: **Validation of home-based genital self-swabs for the diagnosis of Female Genital Schistosomiasis in Zambian women from an HIV-1 prevention trial.** 68<sup>th</sup> American Society of Tropical Medicine and Hygiene National Meeting, National Harbor, MD. Oral Abstract #692. 2019.
  20. Hayes RJ, Donnell D, Floyd S, *et al.*: **Effect of Universal Testing and Treatment on HIV Incidence - HPTN 071 (PopART).** *N Engl J Med.* 2019; **381**(3): 207–18.  
[PubMed Abstract](#) | [Publisher Full Text](#) | [Free Full Text](#)
  21. Phiri CR, Sturt A, Webb EL, *et al.*: **Extended data\_Figshare.docx.** *figshare.* <http://www.doi.org/10.6084/m9.figshare.12023382.v1>
  22. Hartung C: **Open Data Kit Tools to Build Information Services for Developing Regions.** *ICTD 2010 Proceedings of the 4<sup>th</sup> ACM/IEEE International Conference on Information and Communication Technologies and Development.* [accessed May 28, 2019].  
[Reference Source](#)
  23. O'Brien DP, Ford N, Djirmay AG, *et al.*: **Female Genital Schistosomiasis and HIV: Research Urgently Needed to Improve Understanding of the Health Impacts of This Important Coinfection.** *J Acquir Immune Defic Syndr.* 2019; **80**(5): 489–93.  
[PubMed Abstract](#) | [Publisher Full Text](#)
  24. Barbee L, Kobetz E, Menard J, *et al.*: **Assessing the acceptability of self-sampling for HPV among Haitian immigrant women: CBPR in action.** *Cancer Causes Control.* 2010; **21**(3): 421–31.  
[PubMed Abstract](#) | [Publisher Full Text](#)
  25. Nelson EJ, Maynard BR, Loux T, *et al.*: **The acceptability of self-sampled screening for HPV DNA: a systematic review and meta-analysis.** *Sex Transm Infect.* 2017; **93**(1): 56–61.  
[PubMed Abstract](#) | [Publisher Full Text](#)
  26. Gok M, Heideman DA, van Kemenade FJ, *et al.*: **Offering self-sampling for human papillomavirus testing to non-attendees of the cervical screening programme: Characteristics of the responders.** *Eur J Cancer.* 2012; **48**(12): 1799–808.  
[PubMed Abstract](#) | [Publisher Full Text](#)
  27. Igdibashian S, Boveri S, Spolti N, *et al.*: **Self-collected human papillomavirus testing acceptability: comparison of two self-sampling modalities.** *J Womens Health (Larchmt).* 2011; **20**(3): 397–402.  
[PubMed Abstract](#) | [Publisher Full Text](#)
  28. Gottschlich A, Rivera-Andrade A, Grajeda E, *et al.*: **Acceptability of Human Papillomavirus Self-Sampling for Cervical Cancer Screening in an Indigenous Community in Guatemala.** *J Glob Oncol.* 2017; **3**(5): 444–54.  
[PubMed Abstract](#) | [Publisher Full Text](#) | [Free Full Text](#)
  29. Jones HE, Altini L, de Kock A, *et al.*: **Home-based versus clinic-based self-sampling and testing for sexually transmitted infections in Gugulethu, South Africa: randomised controlled trial.** *Sex Transm Infect.* 2007; **83**(7): 552–7.  
[PubMed Abstract](#) | [Publisher Full Text](#) | [Free Full Text](#)
  30. Tisci S, Shen YH, Fife D, *et al.*: **Patient acceptance of self-sampling for human papillomavirus in rural china.** *J Low Genit Tract Dis.* 2003; **7**(2): 107–16.  
[PubMed Abstract](#) | [Publisher Full Text](#)
  31. Hayes R, Ayles H, Beyers N, *et al.*: **HPTN 071 (PopART): rationale and design of a cluster-randomised trial of the population impact of an HIV combination prevention intervention including universal testing and treatment - a study protocol for a cluster randomised trial.** *Trials.* 2014; **15**: 57.  
[PubMed Abstract](#) | [Publisher Full Text](#) | [Free Full Text](#)
  32. Sturt A, Bustinduy A, Phiri C: **BILHIV acceptability dataset. [Data Collection].** London School of Hygiene & Tropical Medicine, London, United Kingdom. 2020. <http://www.doi.org/10.17037/DATA.00001618>