

## RESEARCH

# Effect of tranexamic acid on surgical bleeding: systematic review and cumulative meta-analysis

 OPEN ACCESS

Katharine Ker *research fellow*, Phil Edwards *senior lecturer*, Pablo Perel *clinical senior lecturer*, Haleema Shakur *senior lecturer*, Ian Roberts *professor of epidemiology*

Clinical Trials Unit, London School of Hygiene and Tropical Medicine, London WC1E 7HT, UK

## Abstract

**Objective** To assess the effect of tranexamic acid on blood transfusion, thromboembolic events, and mortality in surgical patients.

**Design** Systematic review and meta-analysis.

**Data sources** Cochrane central register of controlled trials, Medline, and Embase, from inception to September 2011, the World Health Organization International Clinical Trials Registry Platform, and the reference lists of relevant articles.

**Study selection** Randomised controlled trials comparing tranexamic acid with no tranexamic acid or placebo in surgical patients. Outcome measures of interest were the number of patients receiving a blood transfusion; the number of patients with a thromboembolic event (myocardial infarction, stroke, deep vein thrombosis, and pulmonary embolism); and the number of deaths. Trials were included irrespective of language or publication status.

**Results** 129 trials, totalling 10 488 patients, carried out between 1972 and 2011 were included. Tranexamic acid reduced the probability of receiving a blood transfusion by a third (risk ratio 0.62, 95% confidence interval 0.58 to 0.65;  $P<0.001$ ). This effect remained when the analysis was restricted to trials using adequate allocation concealment (0.68, 0.62 to 0.74;  $P<0.001$ ). The effect of tranexamic acid on myocardial infarction (0.68, 0.43 to 1.09;  $P=0.11$ ), stroke (1.14, 0.65 to 2.00;  $P=0.65$ ), deep vein thrombosis (0.86, 0.53 to 1.39;  $P=0.54$ ), and pulmonary embolism (0.61, 0.25 to 1.47;  $P=0.27$ ) was uncertain. Fewer deaths occurred in the tranexamic acid group (0.61, 0.38 to 0.98;  $P=0.04$ ), although when the analysis was restricted to trials using adequate concealment there was considerable uncertainty (0.67, 0.33 to 1.34;  $P=0.25$ ). Cumulative meta-analysis showed that reliable evidence that tranexamic acid reduces the need for transfusion has been available for over 10 years.

**Conclusions** Strong evidence that tranexamic acid reduces blood transfusion in surgery has been available for many years. Further trials on the effect of tranexamic acid on blood transfusion are unlikely to add

useful new information. However, the effect of tranexamic acid on thromboembolic events and mortality remains uncertain. Surgical patients should be made aware of this evidence so that they can make an informed choice.

## Introduction

In October 2011 the *BMJ* published a randomised controlled trial on the effect of tranexamic acid on blood transfusion in patients undergoing radical retropubic prostatectomy.<sup>1</sup> The authors pointed out that this was the first trial to assess the effect of tranexamic acid on blood transfusion in this particular operation. While this may be the case, it was not the first trial to examine the effect of tranexamic acid on blood transfusion in surgery more generally. A systematic review published in 2001 presented data from 18 clinical trials and showed that tranexamic acid reduces the probability of blood transfusion in elective surgery by 34%.<sup>2</sup>

We assessed the current evidence for the effect of tranexamic acid on blood transfusion, thromboembolic events, and mortality in surgical patients. To examine how the evidence has changed over time we used cumulative meta-analyses.

## Methods

Although we specified and documented the methods of the analysis and inclusion criteria for this systematic review in advance, the protocol was not registered. We searched for all randomised controlled trials that compared tranexamic acid with no tranexamic acid or placebo in elective and emergency surgery. No age restriction was applied. Potentially eligible trials were identified by searching the Cochrane central register of controlled trials (2011, issue 3), Medline (1950 to September 2011), and Embase (1980 to September 2011), using a combination of subject headings and text words to identify

Correspondence to: K Ker [katharine.ker@lshtm.ac.uk](mailto:katharine.ker@lshtm.ac.uk)

Extra material supplied by the author (see <http://www.bmj.com/content/344/bmj.e3054?tab=related#webextra>)

Medline (Ovid) search strategy, 1950 to September 2011

Summary of the risk of bias judgments for each methodological quality domain

Forest plots of effects of tranexamic acid in surgery on risk of blood transfusion, thromboembolic events, and mortality

randomised controlled trials of any antifibrinolytic drug (see supplementary file for Medline search strategy). Searches were not restricted by language or publication status. To identify ongoing or unpublished trials we searched the WHO International Clinical Trials Registry Platform. We also examined the reference lists of eligible trials and reviews. Two authors independently screened the search output to identify records of potentially eligible trials, the full texts of which were retrieved and assessed for inclusion.

## Outcome data

Outcome measures of interest were the number of patients receiving a blood transfusion; the number of patients with a thromboembolic event (myocardial infarction, stroke, deep vein thrombosis, and pulmonary embolism); and the number of deaths. We contacted trial authors to obtain any missing outcome data.

## Data extraction and risk of bias assessment

We extracted data on the age and sex of trial participants, type of surgery, dose and timing of tranexamic acid, type of comparator, and outcome data. We also collected information on whether a systematic review had been conducted to support the trial rationale and whether a systematic review was cited in the trial report. We assessed the risk of bias associated with the method of sequence generation, allocation concealment, blinding, and the completeness of outcome data. As the risk of bias for blinding may vary according to outcome, we assessed this separately for each outcome. We rated the risk of bias as being low, unclear, or high according to established criteria.<sup>3</sup>

## Statistical analysis

For each outcome we calculated risk ratios and 95% confidence intervals. We pooled these using a fixed effect model. Subgroup analyses were carried out to examine whether the effect of tranexamic acid on blood transfusion varied by type of surgery. Sensitivity analyses were done to quantify the effect of tranexamic acid on all outcomes when restricted to trials with adequate allocation concealment and blinded outcome assessment. We carried out a cumulative meta-analysis of the effect of tranexamic acid on blood transfusion based on the date of publication, and, when restricted to trials with adequate concealment, cumulative meta-analyses of the effect of tranexamic acid on blood transfusion, myocardial infarction, and mortality. Heterogeneity was examined by visual inspection of forest plots, the  $I^2$  statistic, and the  $\chi^2$  test. We inspected funnel plots for the presence of small study effects. Statistical analyses were carried out using Stata version 11 and RevMan version 5.<sup>4 5</sup>

## Results

Overall, 127 articles<sup>1 6-131</sup> describing 129 randomised controlled trials and totalling 10 488 patients were included; 5484 of these patients were allocated to tranexamic acid and 5004 to a control group (fig 1). The median sample size was 60 (range 10-660) patients. In total, 126 (98%) trials were in elective surgery and three (2%) in emergency surgery. Eleven (8%) trials involved children.

The authors of 86 trials were contacted for missing data, 39 of whom provided additional information. Data were available on blood transfusion from 95 (74%) trials, on myocardial infarction from 73 (56%), on stroke from 71 (55%), on deep vein thrombosis from 72 (56%), on pulmonary embolism from 66

(51%), and on mortality from 72 (56%). Seven (5%) trials did not present any data on the outcome measures of interest to this review or reported data in a format that was unsuitable for inclusion in the analyses.

A further 14 ongoing trials were identified,<sup>132-145</sup> with a median planned sample size of 130 patients. The 14 trials were in orthopaedic (n=5), cardiac (n=4), cranial (n=2), hepatic (n=1), ear, nose, and throat (n=1), and gynaecological (n=1) surgery. In 12 of the 14 trials blood transfusion was a main outcome measure.

## Risk of bias

Overall, 44 (34%) trials were judged to be at low risk of bias for sequence generation and five (4%) to be at high risk (see the supplementary file for the risk of bias judgments for each methodological quality item for the included trials). The risk of bias in the remaining 80 (62%) trials was unclear owing to lack of information. Allocation was adequately concealed in 36 trials (28%) and inadequately concealed in six (5%), with the other 87 (67%) presenting insufficient information to allow judgment. Of the 95 trials with data on blood transfusion, 69 (73%) were judged at low risk of blinding, four (4%) at high risk, and 22 (23%) were unclear. The risk of bias for blinding was similar for thromboembolic outcomes (myocardial infarction, stroke, deep vein thrombosis, and pulmonary embolism), with about 70% judged to be at low risk, 5% at high risk, and 25% at unclear risk. All 72 trials with mortality outcomes were judged to be at low risk of bias for blinding. Of 115 trials reporting eligible outcome data, 72 (63%) were at low risk of bias for incomplete outcome data, 17 (15%) at high risk, and 26 (23%) did not describe adequate information to permit judgment.

## Quantitative data synthesis

Table 1 presents the results of the meta-analysis.

### Risk of blood transfusion

Data on blood transfusion were available for 95 trials, including a total of 7838 patients. Tranexamic acid reduced the probability of receiving a blood transfusion by 38% (pooled risk ratio 0.62, 95% confidence interval 0.58 to 0.65;  $P<0.001$ ). When the analysis was restricted to the 32 adequately concealed trials involving 3408 patients, tranexamic acid reduced the risk of receiving a blood transfusion by 32% (0.68, 0.62 to 0.74;  $P<0.001$ ). When the analysis was restricted to the 69 trials involving 5968 patients with adequate blinding for this outcome, tranexamic acid reduced the risk of blood transfusion by 37% (0.63, 0.59 to 0.68;  $P<0.001$ ).

The trials with blood transfusion data involved cardiac (n=42), orthopaedic (n=36), cranial and orthognathic (n=7), gynaecological (n=5), hepatic (n=2), urological (n=2), and vascular (n=1) surgery. Blood transfusion was statistically significantly reduced in cardiac, orthopaedic, cranial and orthognathic, hepatic, and urological surgery (table 2). The pooled estimates for blood transfusion were consistent with a reduction in the tranexamic acid group among trials in vascular and gynaecological surgery, although the results were imprecise. There was moderate heterogeneity in magnitude of the effects of tranexamic acid by type of surgery, although the direction of the effects was largely consistent.

### Thromboembolic events

There was uncertainty about the effect of tranexamic acid on myocardial infarction (risk ratio 0.68, 95% confidence interval

0.43 to 1.09;  $P=0.11$ ), stroke (1.14, 0.65 to 2.00;  $P=0.65$ ), deep vein thrombosis (0.86, 0.53 to 1.39;  $P=0.54$ ), and pulmonary embolism (0.61, 0.25 to 1.47;  $P=0.27$ ). The results were similar when the analyses were restricted to trials with adequate allocation concealment and those with blinded outcome assessment.

### Mortality

Fewer deaths occurred in the tranexamic acid group (risk ratio 0.61, 95% confidence interval 0.38 to 0.98;  $P=0.04$ ), although there was uncertainty about this effect, particularly when the analysis was restricted to the 28 trials with adequate concealment (0.67, 0.33 to 1.34;  $P=0.25$ ).

### Cumulative meta-analyses

The supplementary file shows the results of the cumulative meta-analysis of the 95 trials with data on blood transfusion. A statistically significant effect of tranexamic acid on blood transfusion was first observed after publication of the third trial in 1993 (0.59, 0.43 to 0.80;  $P=0.001$ ). Although subsequent trials have increased the precision of the point estimate, no substantive change has occurred in the direction or magnitude of the treatment effect.

Figures 2-4 shows the cumulative meta-analyses of the effect of tranexamic acid on blood transfusion, myocardial infarction, and mortality among the trials with adequate allocation concealment. A statistically significant effect of tranexamic acid on blood transfusion was consistently observed after publication of the 10th trial in 2001.

### Small study effects

Inspection of the funnel plot (fig 5) for the outcome blood transfusion suggested the presence of small study effects favouring tranexamic acid. The other outcomes showed no clear asymmetry in the funnel plots.

### Citation of previous systematic reviews

Between 1994 and 2011, 30 systematic reviews have been published on the effects of tranexamic acid in surgery.<sup>2 89 146-175</sup> Assuming a 12 month publication time lag, 98 of the 116 (84%) included trial reports published as full journal articles were published when at least one systematic review was available. Examination of the reference lists of these reports indicated that 45 (46%) did not cite any of the available systematic reviews. The authors of two of the 116 trial reports had carried out a systematic review and presented the findings within the final trial publication.

## Discussion

Reliable evidence that tranexamic acid reduces blood transfusion in surgical patients has been available for many years. The treatment effect varies somewhat according to the type of surgery, but the effect is consistently large and remains so when the analysis is restricted to trials with adequate allocation concealment. The effect of tranexamic acid on thromboembolic events and mortality has not been adequately assessed by clinical trials in surgery and remains uncertain. In view of the evidence, those planning further placebo controlled trials should explain why they think that tranexamic acid might not reduce the risk of blood transfusion in the particular group of surgical patients under consideration and focus their efforts on resolving the uncertainties about the effect of tranexamic acid on thromboembolic events and mortality.

## Strengths and weaknesses of the review

The inferences that can be made from the included trials depend on their quality, and many had methodological limitations. However, the large and statistically significant effect on blood transfusion remained when the analysis was restricted to trials with adequate allocation concealment and with adequate blinding.

We systematically searched a range of databases for published and unpublished trials. However, we cannot exclude the possibility that some were missed. Indeed, the observed asymmetry in the funnel plot could be explained by publication bias. If many unpublished trials show little or no effect of tranexamic acid on blood transfusion, then this meta-analysis may have overestimated the treatment effect. Although some degree of overestimation is likely, it seems improbable that publication bias could account for all of the observed effect.

Although mortality and thromboembolic outcomes showed no obvious asymmetry in the funnel plots, publication and other reporting biases remain a potential threat to the validity of the effect estimates. Mortality data were reported in only a third of the included trials, and less than half reported data on myocardial infarction, stroke, deep vein thrombosis, and pulmonary embolism. Inadequate reporting of adverse events is not unusual in reports of clinical trials and hinders the reliable estimation of treatment effects.<sup>176 177</sup> After contacting the trial authors we obtained some missing data and were able to include mortality data for three quarters of the included trials and data on myocardial infarction, stroke, deep vein thrombosis, and pulmonary embolism for about half of the trials. However, the effect of outcome reporting bias in this review remains open to question. Even if there was no significant bias, the precision of the estimates is low and the data are compatible with either a moderate increase or a moderate decrease in the risk of thromboembolic events.

## Implications of the findings

The evidence in this review suggests that the uncertainty about the effect of tranexamic acid on blood transfusion in surgical patients was resolved over a decade ago; however, uncertainties about its effect on thromboembolic events and mortality persist. Despite this, trials of tranexamic acid continue to assess the effect on blood transfusion. One reason may be a reluctance to generalise the evidence across surgery types, although there is no evidence that the relative effect of tranexamic acid on blood transfusion varies by type of surgery. A second reason may be that trialists are unaware of the existing evidence when initiating a new trial. Our observation that only half of the trials cited one or more of the available systematic reviews and just two carried out their own systematic review, does suggest that many trialists are indeed failing to adequately consider the existing evidence.

Blood is a scarce and costly resource and blood transfusion is not without risk. The cost of a unit of red cells to the National Health Service has increased from £78 (€96; \$126) in 2000 to £125 in 2011, and blood transfusion has several rare but serious adverse effects. Worldwide, most people do not have access to safe blood. Globally the most important transfusion related risks are HIV, hepatitis B virus, and hepatitis C virus, due to their high prevalence. That tranexamic acid safely reduces the need for blood transfusion in surgery has important health and economic implications in high, middle, and low income countries. The evidence that tranexamic acid reduces the need for blood transfusion is strong but the safety of routine use of tranexamic acid in surgical patients remains uncertain. A modest increase in the risk of thromboembolic effects could outweigh



the benefits of reduced blood use. Although some increased risk might be expected on theoretical grounds, recent evidence from the CRASH-2 (Clinical Randomisation of an Antifibrinolytic in Significant Haemorrhage) trial of tranexamic acid in bleeding trauma patients showed a statistically significant reduction in mortality with no increase in thromboembolic effects. Indeed, there was a statistically significant reduction in the risk of myocardial infarction in trauma patients who received tranexamic acid.<sup>178</sup>

Further small trials of tranexamic acid in surgical patients considered in isolation will not resolve the uncertainties about the effects on thromboembolic events and mortality. Because thromboembolic events are relatively rare, such trials lack statistical power to detect clinically important increases in risk, and a meta-analysis of small trials remains vulnerable to publication bias. The ongoing Aspirin and Tranexamic Acid for Coronary Artery Surgery trial<sup>179</sup> with a planned sample size of 4300 high risk patients undergoing coronary artery surgery, should contribute importantly to resolving the uncertainty about the effect of tranexamic acid on mortality and thromboembolic events in this specific group. We urge investigators involved in all ongoing trials of tranexamic acid in surgery to collect data on thromboembolic events and mortality for inclusion in a prospective meta-analysis until the uncertainties are resolved. However, a need remains for a large pragmatic clinical trial of the effect of routine use of tranexamic acid in a heterogeneous group of surgical patients. The possibility that tranexamic acid might reduce mortality without any increase in the risk of thromboembolic events would justify the effort and expenditure involved.

We thank Karen Blackhall for designing and performing the bibliographic database searches; Mercedes Hernandez for help in contacting authors and data extraction; Joey Kwong, Gabi Meineke, Daniella Manno, Ayumi Naito, and Emma Sydenham for assisting with the translation of non-English language papers; the following trial authors who responded to our requests for further information; J Alvarez, G Angelini, G Benoni, C Chen, W Choi, C Dadure, P Durán de la Fuente, A Eajazi, S Elwatidy, J Engel, L Eslamian, J Field, B Garg, J Gill, S Goobie, G Greiff, J Guay, J Hardy, H Husted, J Jimenez Rivera, T Johansson, P Kakar, A Later, J McConnell, F Moret, D Neilipovitz, R Niskanen, P Patel, H Pleym, A Rannikko, M Seear, L Tritapepe, T Tsusumimoto, T Vaněk, G Wang, N Webster, J Wong, C Wu, and J Yepes.

Contributors: KK and IR conceived the study. KK is guarantor. IR is a National Institute for Health Research senior investigator. KK, IR, PE, PP, and HS screened the search output. KK extracted data and carried out the analyses. KK and IR wrote the manuscript with contributions from PP, PE, and HS. The final version was approved by all authors.

Funding: This study received no external funding.

Competing interests: All authors have completed the ICMJE uniform disclosure form at [www.icmje.org/coi\\_disclosure.pdf](http://www.icmje.org/coi_disclosure.pdf) (available on request from the corresponding author) and declare: no support from any organisation for the submitted work; no financial relationships with any organisations that might have an interest in the submitted work in the previous three years; and no other relationships or activities that could appear to have influenced the submitted work.

Ethical approval: Not required.

Data sharing: No additional data available.

- 1 Crescenti A, Borghi G, Bignami E, Bertarelli G, Landoni G, Casiraghi GM, et al. Intraoperative use of tranexamic acid to reduce transfusion rate in patients undergoing radical retropubic prostatectomy: double blind, randomised, placebo controlled trial. *BMJ* 2011;343:d5701.
- 2 Henry DA, Moxey AJ, Carless PA, O'Connell D, McClelland B, Henderson KM, et al. Anti-fibrinolytic use for minimising perioperative allogeneic blood transfusion. *Cochrane Database Syst Rev* 2001;1:CD001886.

- 3 Higgins J, Green S. *Cochrane handbook for systematic reviews of interventions*. Wiley, 2008.
- 4 Stata Statistical Software: Release 11. College Station, TX: StataCorp LP [program], 2009.
- 5 Review Manager (RevMan) [Computer program] Version 5.1. Copenhagen: The Nordic Cochrane Centre, The Cochrane Collaboration, 2011.
- 6 Alvarez JC, Santiveri FX, Ramos I, Vela E, Puig L, Escolano F. Tranexamic acid reduces blood transfusion in total knee arthroplasty even when a blood conservation program is applied. *Transfusion* 2008;48:519-25.
- 7 Andreasen JJ, Nielsen C. Prophylactic tranexamic acid in elective, primary coronary artery bypass surgery using cardiopulmonary bypass. *Eur J Cardiothorac Surg* 2004;26:311-7.
- 8 Armellini G, Casella S, Guzzinati S, Pasini L, Marcassa A, Giron G. Tranexamic acid in aortic valve replacement. *J Cardiothorac Vasc Anesth* 2001;15:331-5.
- 9 Auvinen O, Baer GA, Nordback I, Saaristo J. Antifibrinolytic therapy for prevention of hemorrhage during surgery of the thyroid gland. *Klin Wochenschr* 1987;65:253-5.
- 10 Benoni G, Fredin H. Fibrinolytic inhibition with tranexamic acid reduces blood loss and blood transfusion after knee arthroplasty: a prospective, randomised, double-blind study of 86 patients. *J Bone Joint Surg Br* 1996;78:434-40.
- 11 Benoni G, Fredin H, Knebel R, Nilsson P. Blood conservation with tranexamic acid in total hip arthroplasty: a randomized, double-blind study in 40 primary operations. *Acta Orthop Scand* 2001;72:442-8.
- 12 Benoni G, Lethagen S, Nilsson P, Fredin H. Tranexamic acid, given at the end of the operation, does not reduce postoperative blood loss in hip arthroplasty. *Acta Orthop Scand* 2000;71:250-4.
- 13 Blauhut B, Harringer W, Bettelheim P, Doran JE, Späth P, Lundsgaard-Hansen P. Comparison of the effects of aprotinin and tranexamic acid on blood loss and related variables after cardiopulmonary bypass. *J Thorac Cardiovasc Surg* 1994;108:1083-91.
- 14 Boylan JF, Klinck JR, Sandler AN, Arellano R, Greig PD, Nierenberg H, et al. Tranexamic acid reduces blood loss, transfusion requirements, and coagulation factor use in primary orthotopic liver transplantation. *Anesthesiology* 1996;85:1043-8; discussion 30A-31A.
- 15 Brown RS, Thwaites BK, Mongan PD. Tranexamic acid is effective in decreasing postoperative bleeding and transfusions in primary coronary artery bypass operations: a double-blind, randomized, placebo-controlled trial. *Anesth Analg* 1997;85:963-70.
- 16 Bulutcu FS, Ozbek U, Polat B, Yalçın Y, Karaci AR, Bayındır O. Which may be effective to reduce blood loss after cardiac operations in cyanotic children: tranexamic acid, aprotinin or a combination? *Paediatr Anaesth* 2005;15:41-6.
- 17 Caglar GS, Tasci Y, Kayikcioglu F, Haberal A. Intravenous tranexamic acid use in myomectomy: a prospective randomized double-blind placebo controlled study. *Eur J Obstet Gynecol Reprod Biol* 2008;137:227-31.
- 18 Casati V, Bellotti F, Gerli C, Franco A, Oppizzi M, Cossolini M, et al. Tranexamic acid administration after cardiac surgery: a prospective, randomized, double-blind, placebo-controlled study. *Anesthesiology* 2001;94:8-14.
- 19 Casati V, Della Valle P, Benussi S, Franco A, Gerli C, Baili P, et al. Effects of tranexamic acid on postoperative bleeding and related hematochemical variables in coronary surgery: comparison between on-pump and off-pump techniques. *J Thorac Cardiovasc Surg* 2004;128:83-91.
- 20 Casati V, Sandrelli L, Speziali G, Calori G, Grasso MA, Spagnolo S. Hemostatic effects of tranexamic acid in elective thoracic aortic surgery: a prospective, randomized, double-blind, placebo-controlled study. *J Thorac Cardiovasc Surg* 2002;123:1084-91.
- 21 Castelli G, Vogt E. [Result of an antifibrinolytic treatment using tranexamic acid for the reduction of blood-loss during and after tonsillectomy]. [German]. *Schweiz Med Wochenschr* 1977;107:780-4.
- 22 Chauhan S, Bisoi A, Kumar N, Mittal D, Kale S, Kiran U, et al. Dose comparison of tranexamic acid in pediatric cardiac surgery. *Asian Cardiovasc Thorac Ann* 2004;12:121-4.
- 23 Chauhan S, Bisoi A, Modi R, Gharde P, Rajesh MR. Tranexamic acid in paediatric cardiac surgery. *Indian J Med Res* 2003;118:86-9.
- 24 Chauhan S, Das SN, Bisoi A, Kale S, Kiran U. Comparison of epsilon aminocaproic acid and tranexamic acid in pediatric cardiac surgery. *J Cardiothorac Vasc Anesth* 2004;18:141-3.
- 25 Chen CC, Wang CC, Wang CP, Lin TH, Lin WD, Liu SA. Prospective, randomized, controlled trial of tranexamic acid in patients who undergo head and neck procedures. *Otolaryngol Head Neck Surg* 2008;138:762-7.
- 26 Choi WS, Irwin MG, Samman N. The effect of tranexamic acid on blood loss during orthognathic surgery: a randomized controlled trial. *J Oral Maxillofac Surg* 2009;67:125-33.
- 27 Claeys MA, Vermeersch N, Haentjens P. Reduction of blood loss with tranexamic acid in primary total hip replacement surgery. *Acta Chir Belg* 2007;107:397-401.
- 28 Coffey A, Pittmam J, Halbrook H, Fehrenbacher J, Beckman D, Hormuth D. The use of tranexamic acid to reduce postoperative bleeding following cardiac surgery: a double-blind randomized trial. *Am Surg* 1995;61:566-8.
- 29 Corbeau JJ, Monrival JP, Jacob JP, Cottineau C, Moreau X, Bukowski JG, et al. [Comparison of effects of aprotinin and tranexamic acid on blood loss in heart surgery]. [French]. *Ann Fr Anesth Reanim* 1995;14:154-61.
- 30 Dadure C, Sauter M, Bringuier S, Bigorre M, Raux O, Rochette A, et al. Intraoperative tranexamic acid reduces blood transfusion in children undergoing craniostomosis surgery: a randomized double-blind study. *Anesthesiology* 2011;114:856-61.
- 31 Dalmou A, Sabaté A, Acosta F, Garcia-Huete L, Koo M, Sansano T, et al. Tranexamic acid reduces red cell transfusion better than epsilon-aminocaproic acid or placebo in liver transplantation. *Anesth Analg* 2000;91:29-34.
- 32 Demeyere R, Bosteels A, Arnout J, Gasthuisberg UV. Comparison of the effects of tranexamic acid, aprotinin and placebo on blood conservation, fibrinolysis and platelet function with extensive heart surgery. *Crit Care* 2006;10(suppl 1).
- 33 Diprose P, Herberson MJ, O'Shaughnessy D, Deakin CD, Gill RS. Reducing allogeneic transfusion in cardiac surgery: a randomized double-blind placebo-controlled trial of antifibrinolytic therapies used in addition to intra-operative cell salvage. *Br J Anaesth* 2005;94:271-8.
- 34 Dryden PJ, O'Connor JP, Jamieson WR, Reid I, Ansley D, Sadeghi H, et al. Tranexamic acid reduces blood loss and transfusion in reoperative cardiac surgery. *Can J Anaesth* 1997;44:934-41.
- 35 Durán de la Fuente P, García-Fernández J, Pérez-López C, Carceller F, Gilsanz Rodríguez F. [Usefulness of tranexamic acid in cranial remodeling surgery]. *Rev Esp Anestesiol Reanim* 2003;50:388-94.
- 36 Eköck G, Axelsson K, Rytting L, Edlund B, Kjellberg J, Weckström J, et al. Tranexamic acid reduces blood loss in total hip replacement surgery. *Anesth Analg* 2000;91:124-30.

**What is already known on this topic**

Small trials on the effect of tranexamic acid (TXA) on blood transfusion in surgical patients continue to be carried out and published in the medical literature

**What this study adds**

Evidence that TXA reduces blood transfusion in surgical patients has been available for over a decade, yet the effect on thromboembolic events and mortality remains uncertain

Further trials on the effect of TXA on blood transfusion are unlikely to add useful new information

A large pragmatic clinical trial of TXA in a heterogeneous group of surgical patients is needed to resolve the uncertainties about the effects on thromboembolic events and mortality

- 37 Elwatidy S, Jamjoom Z, Elgamel E, Zakaria A, Turkistani A, El-Dawlatly A. Efficacy and safety of prophylactic large dose of tranexamic acid in spine surgery: a prospective, randomized, double-blind, placebo-controlled study. *Spine* 2008;33:2577-80.
- 38 Engel JM, Hohaus T, Ruwoldt R, Menges T, Jürgensen I, Hempelmann G. Regional hemostatic status and blood requirements after total knee arthroplasty with and without tranexamic acid or aprotinin. *Anesth Analg* 2001;92:775-80.
- 39 Gai MY, Wu LF, Su QF, Tatsumoto K. Clinical observation of blood loss reduced by tranexamic acid during and after caesarian section: a multi-center, randomized trial. *Eur J Obstet Gynecol Reprod Biol* 2004;112:154-7.
- 40 Garneti N, Field J. Bone bleeding during total hip arthroplasty after administration of tranexamic acid. *J Arthroplasty* 2004;19:488-92.
- 41 Gill JB, Chase E, Rosenstein AD. The use of tranexamic acid in revision total hip arthroplasty: a pilot study. *Curr Orthop Pract* 2009;20:152-6.
- 42 Gobbur VR, Reddy SV, Bijapur UJ. Efficacy of tranexamic acid in reducing blood loss during lower segment caesarean section. 54th All India Congress of Obstetrics and Gynaecology; 5-9 Jan, 2011; Hyderabad, Andhra Pradesh, India. 2011:92.
- 43 Gohel M, Patel P, Gupta A, Desai P. Efficacy of tranexamic acid in decreasing blood loss during and after cesarean section: a randomized case controlled prospective study. *J Obstet Gynaecol India* 2007;57:228-30.
- 44 Goobie SM, Meier PM, Pereira LM, McGowan FX, Prescilla RP, Scharp LA, et al. Efficacy of tranexamic acid in pediatric craniostomosis surgery: a double-blind, placebo-controlled trial. *Anesthesiology* 2011;114:862-71.
- 45 Good L, Peterson E, Lisander B. Tranexamic acid decreases external blood loss but not hidden blood loss in total knee replacement. *Br J Anaesth* 2003;90:596-9.
- 46 Greiff G, Stenseth R, Wahba A, Videm V, Lydersen S, Irgens W, et al. Tranexamic acid reduces blood transfusions in elderly patients undergoing combined aortic valve and coronary artery bypass graft surgery: a randomized controlled trial. *J Cardiothorac Vasc Anesth* 2012;26:232-8.
- 47 Grundsell H, Larsson G, Bekassy Z. Use of an antifibrinolytic agent (tranexamic acid) and lateral sutures with laser conization of the cervix. *Obstet-Gynecol* 1984;64:573-6.
- 48 Gungorduk K, Yildirim G, Ascioglu O, Gungorduk OC, Sudolmus S, Ark C. Efficacy of intravenous tranexamic acid in reducing blood loss after elective cesarean section: a prospective, randomized, double-blind, placebo-controlled study. *Am J Perinatol* 2011;28:233-40.
- 49 Hardy JF, Bélsisle S, Dupont C, Harel F, Robitaille D, Roy M, et al. Prophylactic tranexamic acid and epsilon-aminocaproic acid for primary myocardial revascularization. *Ann Thorac Surg* 1998;65:371-6.
- 50 Hiippala S, Strid L, Wennerstrand M, Arvela V, Mäntylä S, Ylinen J, et al. Tranexamic acid (Cyclokapron) reduces perioperative blood loss associated with total knee arthroplasty. *Br J Anaesth* 1995;74:534-7.
- 51 Hiippala ST, Strid LJ, Wennerstrand MI, Arvela JV, Niemelä HM, Mäntylä SK, et al. Tranexamic acid radically decreases blood loss and transfusions associated with total knee arthroplasty. *Anesth Analg* 1997;84:839-44.
- 52 Horrow JC, Hlavacek J, Strong MD, Collier W, Brodsky I, Goldman SM, et al. Prophylactic tranexamic acid decreases bleeding after cardiac operations. *J Thorac Cardiovasc Surg* 1990;99:70-4.
- 53 Horrow JC, Van Riper DF, Strong MD, Brodsky I, Parmet JL. Hemostatic effects of tranexamic acid and desmopressin during cardiac surgery. *Circulation* 1991;84:2063-70.
- 54 Horrow JC, Van Riper DF, Strong MD, Grunewald KE, Parmet JL. The dose-response relationship of tranexamic acid. *Anesthesiology* 1995;82:383-92.
- 55 Husted H, Blønd L, Sonne-Holm S, Holm G, Jacobsen TW, Gebuhr P. Tranexamic acid reduces blood loss and blood transfusions in primary total hip arthroplasty: a prospective randomized double-blind study in 40 patients. *Acta Orthopaed Scand* 2003;74:665-9.
- 56 Isetta C, Guinness TK, Samat C, Paolini G, Lugin D, Sanchez B, et al. Antifibrinolytic treatment and homologous transfusion in cardiac surgery. *Eur Heart Surg* 1993;14(Suppl):424.
- 57 Jansen AJ, Andreica S, Claeys M, D'Haese J, Camu F, Jochmans K. Use of tranexamic acid for an effective blood conservation strategy after total knee arthroplasty. *Br J Anaesth* 1999;83:596-601.
- 58 Jares M, Vanek T, Straka Z, Brucek P. Tranexamic acid reduces bleeding after off-pump coronary artery bypass grafting. *J Cardiovasc Surg* 2003;44:205-8.
- 59 Jimenez JJ, Iribarren JL, Lorente L, Rodriguez JM, Hernandez D, Nassar I, et al. Tranexamic acid attenuates inflammatory response in cardiopulmonary bypass surgery through blockade of fibrinolysis: a case control study followed by a randomized double-blind controlled trial. *Crit Care (Lond)* 2007;11:R117.
- 60 Johansson T, Pettersson LG, Lisander B. Tranexamic acid in total hip arthroplasty saves blood and money: a randomized, double-blind study in 100 patients. *Acta Orthopaed* 2005;76:314-9.
- 61 Kakar PN, Gupta N, Govil P, Shah V. Efficacy and safety of tranexamic acid in control of bleeding following TKR: a randomized control trial. *Indian J Anaesth* 2009;53:667-71.
- 62 Karski J, Djajani G, Carroll J, Iwanochko M, Seneviratne P, Liu P, et al. Tranexamic acid and early saphenous vein graft patency in conventional coronary artery bypass graft surgery: a prospective randomized controlled clinical trial. *J Thorac Cardiovasc Surg* 2005;130:309-14.
- 63 Karski JM, Teasdale SJ, Norman P, Carroll J, VanKessel K, Wong P, et al. Prevention of bleeding after cardiopulmonary bypass with high-dose tranexamic acid. Double-blind, randomized clinical trial. *J Thorac Cardiovasc Surg* 1995;110:835-42.
- 64 Kaspar M, Ramsay MA, Nguyen AT, Cogswell M, Hurst G, Ramsay KJ. Continuous small-dose tranexamic acid reduces fibrinolysis but not transfusion requirements during orthotopic liver transplantation. *Anesth Analg* 1997;85:281-5.
- 65 Katoh J, Tsuchiya K, Sato W, Nakajima M, Iida Y. Additional postbypass administration of tranexamic acid reduces blood loss after cardiac operations. *J Thorac Cardiovasc Surg* 1997;113:802-4.
- 66 Katsaros D, Petricevic M, Snow NJ, Woodhall DD, Van Bergen R. Tranexamic acid reduces postbypass blood use: a double-blinded, prospective, randomized study of 210 patients. *Ann Thorac Surg* 1996;61:1131-5.
- 67 Kazemi SM, Mosaffa F, Ejazi A, Kaffashi M, Besheli LD, Bigdeli MR, et al. The effect of tranexamic acid on reducing blood loss in cementless total hip arthroplasty under epidural anesthesia. *Orthopedics* 2010;33:17.
- 68 Klinck JR, Boylan JF, Sandler AN, Greig PD, Roger S, Nierenberg H, et al. Tranexamic acid prophylaxis during liver transplantation: a randomized controlled trial [abstract]. *Hepatology* 1993;18:728.
- 69 Kojima T, Gando S, Morimoto Y, Mashio H, Goda Y, Kawahigashi H, et al. Systematic elucidation of effects of tranexamic acid on fibrinolysis and bleeding during and after cardiopulmonary bypass surgery. *Thromb Res* 2001;104:301-7.
- 70 Kuitunen A, Hiippala S, Vahtera E, Rasi V, Salmenperä M. The effects of aprotinin and tranexamic acid on thrombin generation and fibrinolytic response after cardiac surgery. *Acta Anaesth Scand* 2005;49:1272-9.
- 71 Kuitunen AH, Suojäranta-Ylinen RT, Kukkonen SI, Niemi TT. Tranexamic acid does not correct the haemostatic impairment caused by hydroxyethyl starch (200 kDa/0.5) after cardiac surgery. *Blood Coagul Fibrinolysis* 2006;17:639-45.
- 72 Kulkarni AP, Chaukar MS, Patil V, Divatia J. Does tranexamic acid administration reduce blood loss during head and neck surgery? A prospective randomized double-blind study. *ASA Abstracts* 2011:A484.
- 73 Later AF, Maas JJ, Engbers FH, Versteegh MI, Bruggemans EF, Dion RA, et al. Tranexamic acid and aprotinin in low- and intermediate-risk cardiac surgery: a non-sponsored, double-blind, randomised, placebo-controlled trial. *Eur J Cardiothorac Surg* 2009;36:322-9.
- 74 Leelahanon S, Singhatanadgige S, Luengtaviboon K, Cheanvechai C, Benjacholamas V, Namchaisiri J, et al. Can tranexamic acid improve post cardiopulmonary bypass hemostasis? a double-blind prospective randomized placebo-controlled study. *Thai J Surg* 2002;23:138.
- 75 Lemay E, Guay J, Côté C, Roy A. Tranexamic acid reduces the need for allogenic red blood cell transfusions in patients undergoing total hip replacement. *Can J Anaesth* 2004;51:31-7.
- 76 Lin PC, Hsu CH, Chen WS, Wang JW. Does tranexamic acid save blood in minimally invasive total knee arthroplasty? *Clin Orthop Relat Res* 2011;469:1995-2002.
- 77 Macgillivray RG, Tarabichi SB, Hawari MF, Raouf NT. Tranexamic acid to reduce blood loss after bilateral total knee arthroplasty a prospective, randomized double blind study. *J Arthroplasty* 2011;26:24-8.
- 78 Maddali MM, Rajakumar MC. Tranexamic acid and primary coronary artery bypass surgery: a prospective study. *Asian Cardiovasc Thorac Ann* 2007;15:313-9.
- 79 Malhotra R. The use of tranexamic acid to reduce blood loss in primary cementless total hip arthroplasty. *Eur J Orthop Surg Traumatol* 2011;21:101-4.
- 80 Mansour EE, Mustafa B. Aprotinin versus tranexamic acid in patients receiving aspirin and undergoing off-pump coronary artery bypass. *Egypt J Anaesth* 2004;20:229-36.
- 81 McConnell JS, Shewale S, Munro NA, Shah K, Deakin AH, Kinninmonth AW. Reduction of blood loss in primary hip arthroplasty with tranexamic acid or fibrin spray. *Acta Orthop* 2011;82:660-3.
- 82 Mehr-Aein A, Davoodi S, Madani-Civi M. Effects of tranexamic acid and autotransfusion in coronary artery bypass. *Asian Cardiovasc Thorac Ann* 2007;15:49-53.
- 83 Menichetti A, Tritapepe L, Ruvolo G, Speziale G, Cogliati A, Di Giovanni C, et al. Changes in coagulation patterns, blood loss and blood use after cardiopulmonary bypass: aprotinin vs tranexamic acid vs epsilon aminocaproic acid. *J Cardiovasc Surg* 1996;37:401-7.
- 84 Miller RA, May MW, Hendry WF, Whitfield HN, Wickham JE. The prevention of secondary haemorrhage after prostatectomy: the value of antifibrinolytic therapy. *Br J Urol* 1980;52:26-8.
- 85 Misfeld M, Dubbert S, Eleftheriadis S, Siemens HJ, Wagner T, Sievers HH. Fibrinolysis-adjusted perioperative low-dose aprotinin reduces blood loss in bypass operations. *Ann Thorac Surg* 1998;66:792-9.
- 86 Molloy DO, Archbold HA, Ogonda L, McConway J, Wilson RK, Beverland DE. Comparison of topical fibrin spray and tranexamic acid on blood loss after total knee replacement: a prospective, randomised controlled trial. *J Bone Joint Surg Br* 2007;89:306-9.
- 87 Moret F, Flo A, Escudero A, Masso E, Munoz S, Ruyra X, et al. Tranexamic acid reduces postoperative bleeding but not allogeneic transfusion requirements in valve replacement cardiac surgery. *Transfus Altern Transfus Med* 2006;8(suppl 1):93.
- 88 Movafegh A, Eslamian L, Dorabadi A. Effect of intravenous tranexamic acid administration on blood loss during and after cesarean delivery. *Int J Gynaecol Obstet* 2011;115:224-6.
- 89 Murphy GJ, Mango E, Lucchetti V, Battaglia F, Catapano D, Rogers CA, et al. A randomized trial of tranexamic acid in combination with cell salvage plus a meta-analysis of randomized trials evaluating tranexamic acid in off-pump coronary artery bypass grafting. *J Thorac Cardiovasc Surg* 2006;132:475-80, 80.e1-8.
- 90 Neilipovitz DT, Murto K, Hall L, Barrowman NJ, Splinter WM. A randomized trial of tranexamic acid to reduce blood transfusion for scoliosis surgery. *Anesth Analg* 2001;93:82-7.

- 91 Niskanen RO, Korkala OL. Tranexamic acid reduces blood loss in cemented hip arthroplasty: a randomized, double-blind study of 39 patients with osteoarthritis. *Acta Orthopaed* 2005;76:829-32.
- 92 Nuttall GA, Oliver WC, Ereth MH, Santrach PJ, Bryant SC, Orszulak TA, et al. Comparison of blood-conservation strategies in cardiac surgery patients at high risk for bleeding. *Anesthesiology* 2000;92:674-82.
- 93 Oertli D, Laffer U, Haberthuer F, Kreuter U, Harder F. Perioperative and postoperative tranexamic acid reduces the local wound complication rate after surgery for breast cancer. *Br J Surg* 1994;81:856-9.
- 94 Orpen NM, Little C, Walker G, Crawford EJ. Tranexamic acid reduces early post-operative blood loss after total knee arthroplasty: a prospective randomised controlled trial of 29 patients. *Knee* 2006;13:106-10.
- 95 Ozal E, Kuralay E, Bingöl H, Cingöz F, Ceylan S, Tatar H. Does tranexamic acid reduce desmopressin-induced hyperfibrinolysis? *J Thorac Cardiovasc Surg* 2002;123:539-43.
- 96 Penta de Peppo A, Pierri MD, Scafarri A, De Paulis R, Colantuono G, Caprara E, et al. Intraoperative antifibrinolysis and blood-saving techniques in cardiac surgery. Prospective trial of 3 antifibrinolytic drugs. *Tex Heart Inst J* 1995;22:231-6.
- 97 Pfizer. Study of tranexamic acid for the reduction of blood loss in patients undergoing surgery for long bone fracture. 2011. <http://clinicaltrials.gov/ct2/show/results/NCT00824564?sect=X6015&outcome1>.
- 98 Pinosky ML, Kennedy DJ, Fishman RL, Reeves ST, Alpert CC, Ecklund J, et al. Tranexamic acid reduces bleeding after cardiopulmonary bypass when compared to epsilon aminocaproic acid and placebo. *J Cardiac Surg* 1997;12:330-8.
- 99 Pleym H, Stenseth R, Wahba A, Bjella L, Karevold A, Dale O. Single-dose tranexamic acid reduces postoperative bleeding after coronary surgery in patients treated with aspirin until surgery. *Anesth Analg* 2003;96:923-8.
- 100 Pugh SC, Wielogorski AK. A comparison of the effects of tranexamic acid and low-dose aprotinin on blood loss and homologous blood usage in patients undergoing cardiac surgery. *J Cardiothorac Vasc Anesth* 1995;9:240-4.
- 101 Rannikko A, Pétas A, Taari K. Tranexamic acid in control of primary hemorrhage during transurethral prostatectomy. *Urology* 2004;64:955-8.
- 102 Reid RW, Zimmerman AA, Laussen PC, Mayer JE, Gorlin JB, Burrows FA. The efficacy of tranexamic acid versus placebo in decreasing blood loss in pediatric patients undergoing repeat cardiac surgery. *Anesth Analg* 1997;84:990-6.
- 103 Risch A, Dorscheid E, Stein G, Seyfert UT, Grundmann U. [The effect of aprotinin and tranexamic acid on fibrinolysis and thrombin generation during cardiopulmonary bypass]. [German]. *Anaesthesist* 2000;49:279-85.
- 104 Rybo G, Westberg H. The effect of tranexamic acid (AMCA) on postoperative bleeding after conization. *Acta Obstetr Gynecol Scand* 1972;51:347-50.
- 105 Sadeghi M, Mehr-Aein A. Does a single bolus dose of tranexamic acid reduce blood loss and transfusion requirements during hip fracture surgery? A prospective randomized double blind study in 67 patients. *Acta Med Iranica* 2007;45:437-42.
- 106 Santos AT, Kalil RA, Bauemann C, Pereira JB, Nesralla IA. A randomized, double-blind, and placebo-controlled study with tranexamic acid of bleeding and fibrinolytic activity after primary coronary artery bypass grafting. *Braz J Med Biol Res* 2006;39:63-9.
- 107 Sekhvat L, Tabatabaai A, Dalili M, Farajkhoda T, Tafti AD. Efficacy of tranexamic acid in reducing blood loss after cesarean section. *J Matern Fetal Neonatal Med* 2009;22:72-5.
- 108 Sethna NF, Zurawski D, Brustowicz RM, Bacsik J, Sullivan LJ, Shapiro F. Tranexamic acid reduces intraoperative blood loss in pediatric patients undergoing scoliosis surgery. *Anesthesiology* 2005;102:727-32.
- 109 Shore-Lesserson L, Reich DL, Vela-Cantos F, Ammar T, Ergin MA. Tranexamic acid reduces transfusions and mediastinal drainage in repeat cardiac surgery. *Anesth Analg* 1996;83:18-26.
- 110 Sorin A, Claeys MA, Jansen A, D'Haese J, Camu F. Reduction of blood loss by tranexamic acid in total knee replacement. *J Bone Joint Surg Br* 1999;81-B(suppl.II):234.
- 111 Speekenbrink RG, Vonk AB, Wildevuur CR, Eijssman L. Hemostatic efficacy of dipyridamole, tranexamic acid, and aprotinin in coronary bypass grafting. *Ann Thorac Surg* 1995;59:438-42.
- 112 Taghaddomi RJ, Mashhadinezhad H, Attar ARS, Peivandi A. The effect of intravenous tranexamic acid on blood loss in lumbar hernial disc resection under inhalation and total intravenous anesthesia. *Iran Red Crescent Med J* 2009;11:265-70.
- 113 Taghaddomi RJ, Mirzaee A, Attar AS, Shirdel A. Tranexamic acid reduces blood loss in off-pump coronary artery bypass surgery. *J Cardiothorac Vasc Anesth* 2009;23:312-5.
- 114 Tanaka N, Sakahashi H, Sato E, Hirose K, Ishima T, Ishii S. Timing of the administration of tranexamic acid for maximum reduction in blood loss in arthroplasty of the knee. *J Bone Joint Surg Br* 2001;83:702-5.
- 115 Tsutsumimoto T, Shimogata M, Ohta H, Yui M, Yoda I, Misawa H. Tranexamic acid reduces perioperative blood loss in cervical laminoplasty: a prospective randomized study. *Spine (Phila Pa 1976)* 2011;36:1913-8.
- 116 Uozaki Y, Watanabe G, Kotou K, Ueyama K, Doi Y, Misaki T. Effect of tranexamic acid on blood loss reduction after cardiopulmonary bypass. *Jap J Thorac Cardiovasc Surg* 2001;49:273-8.
- 117 Vanek T, Jares M, Fajt R, Straka Z, Jirasek K, Kolesar M, et al. Fibrinolytic inhibitors in off-pump coronary surgery: a prospective, randomized, double-blind TAP study (tranexamic acid, aprotinin, placebo). *Eur J Cardiothorac Surg* 2005;28:563-8.
- 118 Veien M, Sørensen JV, Madsen F, Juelsgaard P. Tranexamic acid given intraoperatively reduces blood loss after total knee replacement: a randomized, controlled study. *Acta Anaesth Scand* 2002;46:1206-11.
- 119 Wang G, Xie G, Jiang T, Wang Y, Wang W, Ji H, et al. Tranexamic acid reduces blood loss after off-pump coronary surgery: a prospective, randomized, double-blind, placebo-controlled study. *Anesth Analg* 2011; published online 7 Jul.
- 120 Wei M, Jian K, Guo Z, Wang L, Jiang D, Zhang L, et al. Tranexamic acid reduces postoperative bleeding in off-pump coronary artery bypass grafting. *Scand Cardiovasc J* 2006;40:105-9.
- 121 Wong J, El Beheiry H, Rampersaud YR, Lewis S, Ahn H, De Silva Y, et al. Tranexamic acid reduces perioperative blood loss in adult patients having spinal fusion surgery. *Anesth Analg* 2008;107:1479-86.
- 122 Wu CC, Ho WM, Cheng SB, Yeh DC, Wen MC, Liu TJ, et al. Perioperative parenteral tranexamic acid in liver tumor resection: a prospective randomized trial toward a "blood transfusion"-free hepatectomy. *Ann Surg* 2006;243:173-80.
- 123 Yang H, Zheng S, Shi C. [Clinical study on the efficacy of tranexamic acid in reducing postpartum blood loss: a randomized, comparative, multicenter trial]. *Zhonghua Fu Chan Ke Za Zhi* 2001;36:590-2.
- 124 Yassen K, Bellamy MC, Sadek SA, Webster NR. Tranexamic acid reduces blood loss during orthotopic liver transplantation. *Clin Transplant* 1993;7:453-8.
- 125 Yepes JF. Use of tranexamic acid during oral surgery in patients receiving anticoagulant therapy. (Abstract 56th Annual Meeting AAOM). *Oral Surg Oral Med Oral Pathol Oral Radiol Endod* 2002;93:419.
- 126 Zabeeda D, Medalion B, Sverdlöv M, Ezra S, Schachner A, Ezri T, et al. Tranexamic acid reduces bleeding and the need for blood transfusion in primary myocardial revascularization. *Ann Thorac Surg* 2002;74:733-8.
- 127 Zhang F, Gao Z, Yu J. [Clinical comparative studies on effect of tranexamic acid on blood loss associated with total knee arthroplasty]. [Chinese]. *Chung-Kuo Hsiu Fu Chung Chien Wai Ko Tsa Chih* 2007;21:1302-4.
- 128 Zheng SR, Chi GZ. Effects of tranexamic acid on decreasing blood loss within two hours after delivery. A multicenter randomized comparative study. *Blood* 2000;96:846a.
- 129 Zohar E, Ellis M, Ifrach N, Stern A, Sapir O, Fredman B. The postoperative blood-sparing efficacy of oral versus intravenous tranexamic acid after total knee replacement. *Anesth Analg* 2004;99:1679-83.
- 130 Zonis Z, Seear M, Reichert C, Sett S, Allen C. The effect of preoperative tranexamic acid on blood loss after cardiac operations in children. *J Thorac Cardiovasc Surg* 1996;111:982-7.
- 131 Zufferey PJ, Miquet M, Quenet S, Martin P, Adam P, Albaladejo P, et al. Tranexamic acid in hip fracture surgery: a randomized controlled trial. *Br J Anaesth* 2010;104:23-30.
- 132 Aspirin and tranexamic acid for coronary artery surgery-ATACAS (ACTRN12605000557636) [www.anzctr.org.au/trial\\_view.aspx?id=789](http://www.anzctr.org.au/trial_view.aspx?id=789).
- 133 Blood loss and transfusion requirement in infants treated with tranexamic acid (NCT01094977) <http://clinicaltrials.gov/ct2/show/NCT01094977>.
- 134 Fibrin glue or tranexamic acid for total knee arthroplasty-ATRHEMOS (NCT01306370) <http://clinicaltrials.gov/ct2/show/NCT01306370>.
- 135 Hemostatic and anti-inflammatory effects of ulinastatin and tranexamic acid in cardiopulmonary bypass cardiac surgery (NCT01060189) <http://clinicaltrials.gov/ct2/show/NCT01060189>.
- 136 Impact of tranexamic acid on red blood cell transfusion in spinal surgery (NCT01258010) <http://clinicaltrials.gov/ct2/show/NCT01258010>.
- 137 Tranexamic acid (TXA) versus epsilon aminocaproic acid (EACA) versus placebo for spine surgery (NCT00958581) <http://clinicaltrials.gov/ct2/show/NCT00958581>.
- 138 Intravenous tranexamic acid and intraoperative visualization during functional endoscopic sinus surgery (NCT01116669) <http://clinicaltrials.gov/ct2/show/NCT01116669>.
- 139 Multicenter, randomized placebo-controlled clinical trial to evaluate the effect of perioperative use of tranexamic acid on transfusion requirements and surgical bleeding in major spine surgery (NCT01136590) <http://clinicaltrials.gov/ct2/show/NCT01136590>.
- 140 Non-idiopathic scoliosis treated with tranexamic acid (NCT01089140) <http://clinicaltrials.gov/ct2/show/NCT01089140>.
- 141 Search for optimum dose and timing of tranexamic acid administration in cardiac surgery with cardiopulmonary bypass (JPRN-UMIN000003327) <http://apps.who.int/trialsearch/trial.aspx?trialid=JPRN-UMIN000003327>.
- 142 Tranexamic acid for craniofacial surgery (NCT00722436) <http://clinicaltrials.gov/ct2/show/NCT00722436>.
- 143 Tranexamic acid in surgery of advanced ovarian cancer (NCT00740116) <http://clinicaltrials.gov/ct2/show/NCT00740116>.
- 144 Tranexamic acid on blood loss and transfusion in cardiac surgery (NCT01060176) <http://clinicaltrials.gov/ct2/show/NCT01060176>.
- 145 Tranexamic acid versus placebo to reduce perioperative bleeding after major hepatectomy (NCT00657384) <http://clinicaltrials.gov/ct2/show/NCT00657384>.
- 146 Adler Ma SC, Brindle W, Burton G, Gallacher S, Hong FC, Manelius I, et al. Tranexamic acid is associated with less blood transfusion in off-pump coronary artery bypass graft surgery: a systematic review and meta-analysis. *J Cardiothorac Vasc Anesth* 2011;25:26-35.
- 147 Alshryda S, Sarda P, Sukeik M, Nargol A, Blenkinsopp J, Mason JM. Tranexamic acid in total knee replacement: a systematic review and meta-analysis. *J Bone Joint Surg Br* 2011;93:1577-85.
- 148 Barrons RW, Jahr JS. A review of post-cardiopulmonary bypass bleeding, aminocaproic acid, tranexamic acid, and aprotinin. *Am J Ther* 1996;3:821-38.
- 149 Brown JR, Birkmeyer NJ, O'Connor GT. Meta-analysis comparing the effectiveness and adverse outcomes of antifibrinolytic agents in cardiac surgery. *Circulation* 2007;115:2801-13.
- 150 Cid J, Lozano M. Tranexamic acid reduces allogeneic red cell transfusions in patients undergoing total knee arthroplasty: results of a meta-analysis of randomized controlled trials. *Transfusion* 2005;45:1302-7.
- 151 Elgafy H, Bransford RJ, McGuire RA, Dettori JR, Fischer D. Blood loss in major spine surgery: are there effective measures to decrease massive hemorrhage in major spine surgery? *Spine (Phila Pa 1976)* 2010;35(suppl 9):S47-56.
- 152 Erstad BL. Antifibrinolytic agents and desmopressin as hemostatic agents in cardiac surgery. *Ann Pharmacother* 2001;35:1075-84.
- 153 Erstad BL. Systemic hemostatic medications for reducing surgical blood loss. *Ann Pharmacother* 2001;35:925-34.
- 154 Fremes SE, Wong BI, Lee E, Mai R, Christakis GT, McLean RF, et al. Meta-analysis of prophylactic drug treatment in the prevention of postoperative bleeding. *Ann Thorac Surg* 1994;58:1580-8.
- 155 Gill JB, Chin Y, Levin A, Feng D. The use of antifibrinolytic agents in spine surgery. A meta-analysis. *J Bone Joint Surg Am* 2008;90:2399-407.
- 156 Gill JB, Rosenstein A. The use of antifibrinolytic agents in total hip arthroplasty: a meta-analysis. *J Arthroplasty* 2006;21:869-73.
- 157 Guay J, de Moerloose P, Lasne D. Minimizing perioperative blood loss and transfusions in children. *Can J Anaesth* 2006;53(suppl 6):S59-67.
- 158 Gurusamy KS, Li J, Sharma D, Davidson BR. Pharmacological interventions to decrease blood loss and blood transfusion requirements for liver resection. *Cochrane Database Syst Rev* 2009(4):CD008085.
- 159 Ho KM, Ismail H. Use of intravenous tranexamic acid to reduce allogeneic blood transfusion in total hip and knee arthroplasty: a meta-analysis. *Anaesth Intensive Care* 2003;31:529-37.
- 160 Kagoma YK, Crowther MA, Douketis J, Bhandari M, Eikelboom J, Lim W. Use of antifibrinolytic therapy to reduce transfusion in patients undergoing orthopedic surgery: a systematic review of randomized trials. *Thromb Res* 2009;123:687-96.
- 161 Kongnyuy EJ, Wiysong CS. Interventions to reduce haemorrhage during myomectomy for fibroids. *Cochrane Database Syst Rev* 2009(3):CD005355.
- 162 Laupacis A, Fergusson D. Drugs to minimize perioperative blood loss in cardiac surgery: meta-analyses using perioperative blood transfusion as the outcome. The International Study of Peri-operative Transfusion (ISPOT) Investigators. *Anesth Analg* 1997;85:1258-67.

- 163 Levi M, Cromheecke ME, de Jonge E, Prins MH, de Mol BJ, Briet E, et al. Pharmacological strategies to decrease excessive blood loss in cardiac surgery: a meta-analysis of clinically relevant endpoints. *Lancet* 1999;354:1940-7.
- 164 Liu JM, Peng HM, Shen JX, Qiu GX. [A meta-analysis of the effectiveness and safety of using tranexamic acid in spine surgery]. *Zhonghua Wai Ke Za Zhi* 2010;48:937-42.
- 165 Makwana J, Paranjape S, Goswami J. Antifibrinolytics in liver surgery. *Indian J Anaesth* 2010;54:489-95.
- 166 Martin-Hirsch PP, Keep SL, Bryant A. Interventions for preventing blood loss during the treatment of cervical intraepithelial neoplasia. *Cochrane Database Syst Rev* 2010(6):CD001421.
- 167 Molenaar IQ, Warnaar N, Groen H, Tenvergert EM, Slooff MJ, Porte RJ. Efficacy and safety of antifibrinolytic drugs in liver transplantation: a systematic review and meta-analysis. *Am J Transplant* 2007;7:185-94.
- 168 Ngaage DL, Bland JM. Lessons from aprotinin: is the routine use and inconsistent dosing of tranexamic acid prudent? Meta-analysis of randomised and large matched observational studies. *Eur J Cardiothorac Surg* 2010;37:1375-83.
- 169 Novikova N, Hofmeyr GJ. Tranexamic acid for preventing postpartum haemorrhage. *Cochrane Database Syst Rev* 2010(7):CD007872.
- 170 Schouten ES, van de Pol AC, Schouten AN, Turner NM, Jansen NJ, Bollen CW. The effect of aprotinin, tranexamic acid, and aminocaproic acid on blood loss and use of blood products in major pediatric surgery: a meta-analysis. *Pediatr Crit Care Med* 2009;10:182-90.
- 171 Sukeik M, Alshryda S, Haddad FS, Mason JM. Systematic review and meta-analysis of the use of tranexamic acid in total hip replacement. *J Bone Joint Surg Br* 2011;93:39-46.
- 172 Tzortzopoulou A, Cepeda MS, Schumann R, Carr DB. Antifibrinolytic agents for reducing blood loss in scoliosis surgery in children. *Cochrane Database Syst Rev* 2008(3):CD006883.
- 173 Umscheid CA, Kohl BA, Williams K. Antifibrinolytic use in adult cardiac surgery. *Curr Opin Hematol* 2007;14:455-67.
- 174 Zhang H, Chen J, Chen F, Que W. The effect of tranexamic acid on blood loss and use of blood products in total knee arthroplasty: a meta-analysis. *Knee Surg Sports Traumatol Arthrosc* 2011; published online 8 Nov.
- 175 Zufferey P, Merquiol F, Laporte S, Decousus H, Mismetti P, Auboyer C, et al. Do antifibrinolytics reduce allogeneic blood transfusion in orthopedic surgery? *Anesthesiology* 2006;105:1034-46.
- 176 Ioannidis JP, Lau J. Completeness of safety reporting in randomized trials: an evaluation of 7 medical areas. *JAMA* 2001;285:437-43.
- 177 Loke YK, Derry S. Reporting of adverse drug reactions in randomised controlled trials—a systematic survey. *BMC Clin Pharmacol* 2001;1:3.
- 178 The CRASH-2 Collaborators. Effects of tranexamic acid on death, vascular occlusive events, and blood transfusion in trauma patients with significant haemorrhage (CRASH-2): a randomised, placebo-controlled trial. *Lancet* 2010;376:23-32.
- 179 Myles PS, Smith J, Knight J, Cooper DJ, Silbert B, McNeil J, et al. Aspirin and Tranexamic Acid for Coronary Artery Surgery (ATACAS) Trial: rationale and design. *Am Heart J* 2008;155:224-30.

Accepted: 26 March 2012

Cite this as: *BMJ* 2012;344:e3054

This is an open-access article distributed under the terms of the Creative Commons Attribution Non-commercial License, which permits use, distribution, and reproduction in any medium, provided the original work is properly cited, the use is non commercial and is otherwise in compliance with the license. See: <http://creativecommons.org/licenses/by-nc/2.0/> and <http://creativecommons.org/licenses/by-nc/2.0/legalcode>.



## Tables

Table 1 | Meta-analysis of effect of tranexamic acid on blood transfusion, thromboembolic events, and mortality

Outcomes	Events (tranexamic acid/control)	Pooled risk ratio (95% CI)	P value*	Heterogeneity	
				I <sup>2</sup> (%)	P value
Blood transfusion:					
All trials	1067/1520	0.62 (0.58 to 0.65)	<0.001	69	<0.001
Well concealed trials	459/ 609	0.68 (0.62 to 0.74)	<0.001	55	<0.001
Adequate blinding	847/1182	0.63 (0.59 to 0.68)	<0.001	54	<0.001
Myocardial infarction:					
All trials	23/35	0.68 (0.42 to 1.09)	0.11	0	0.90
Well concealed trials	16/25	0.70 (0.39 to 1.25)	0.22	0	0.82
Adequate blinding	18/33	0.59 (0.36 to 0.98)	0.04	0	0.81
Stroke:					
All trials	23/16	1.14 (0.65 to 2.00)	0.65	0	0.92
Well concealed trials	5/4	1.18 (0.36 to 3.83)	0.78	0	0.92
Adequate blinding	23/16	1.14 (0.65 to 2.00)	0.65	0	0.92
Deep vein thrombosis:					
All trials	25/29	0.86 (0.53 to 1.39)	0.54	0	0.96
Well concealed trials	13/14	0.92 (0.45 to 1.85)	0.81	0	0.81
Adequate blinding	18/22	0.82 (0.46 to 1.44)	0.49	0	0.98
Pulmonary embolism:					
All trials	4/8	0.61 (0.25 to 1.47)	0.27	0	0.96
Well concealed trials	1/3	0.52 (0.10 to 2.75)	0.44	0	0.80
Adequate blinding	4/6	0.70 (0.26 to 1.87)	0.48	0	0.91
Mortality:					
All trials	20/34	0.61 (0.38 to 0.98)	0.04	0	0.97
Well concealed trials	9/15	0.67 (0.33 to 1.34)	0.25	0	0.85
Adequate blinding	20/34	0.61 (0.38 to 0.98)	0.04	0	0.97

\*Test for effect.

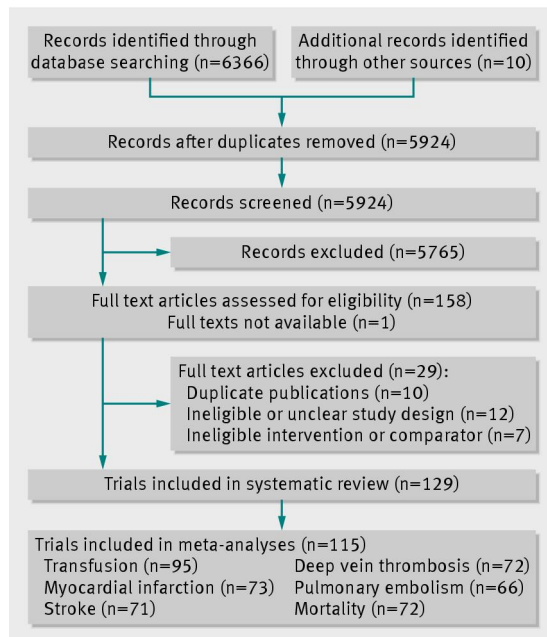


**Table 2| Meta-analysis of effect of tranexamic acid on risk of blood transfusion, stratified by type of surgery**

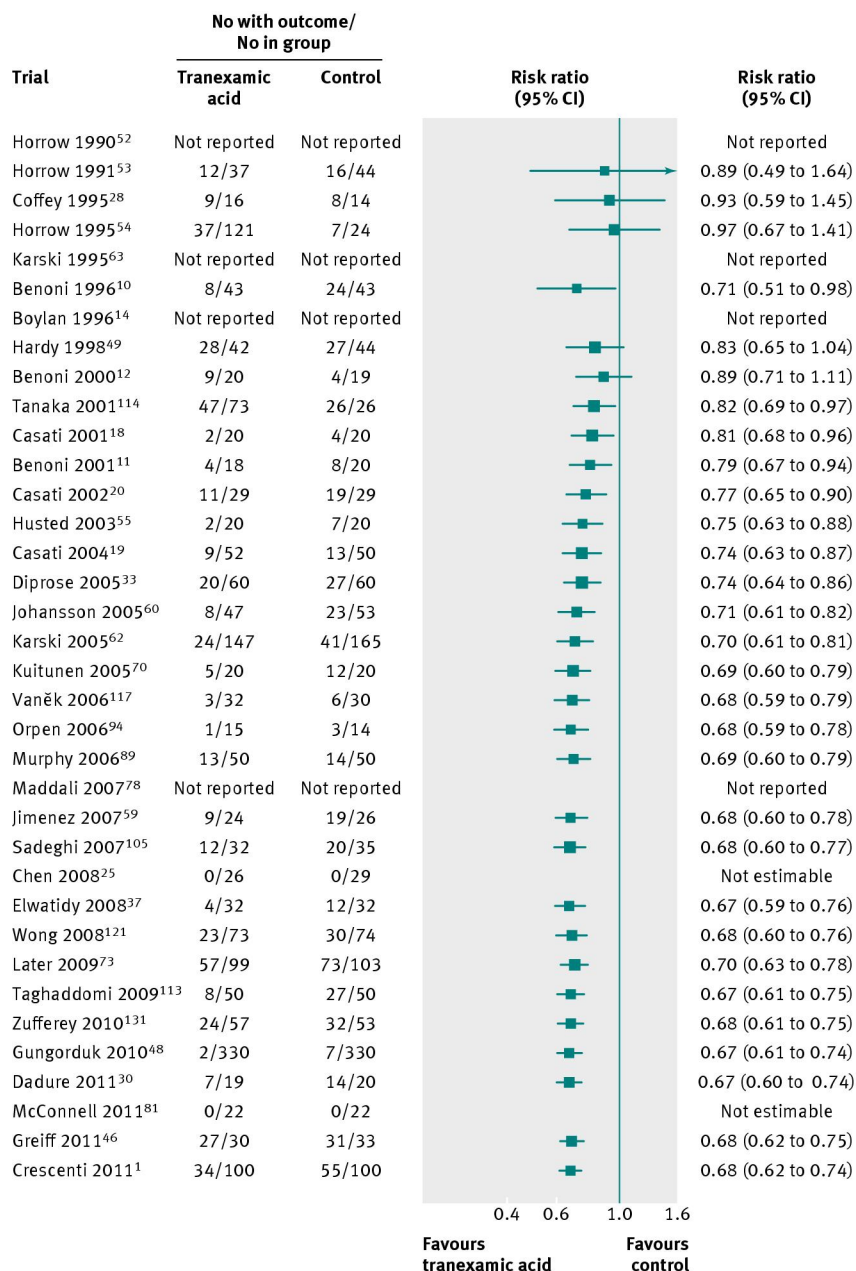
Type of surgery	No of events (tranexamic acid/control)	Pooled risk ratio (95% CI)	P value*	Heterogeneity	
Cardiac	622/835	0.65 (0.60 to 0.70)	<0.001	60	<0.001
Orthopaedic	298/462	0.55 (0.49 to 0.61)	<0.001	83	<0.001
Hepatic	29/54	0.52 (0.39 to 0.68)	<0.001	93	<0.001
Urological	40/60	0.66 (0.48 to 0.91)	0.01	2	0.31
Vascular	11/19	0.58 (0.34 to 0.99)	0.05	—	—
Gynaecological	17/50	0.86 (0.48 to 1.54)	0.61	65	0.06
Cranial and orthognathic	52/76	0.63 (0.45 to 0.86)	0.004	46	0.12

\*Test for effect.

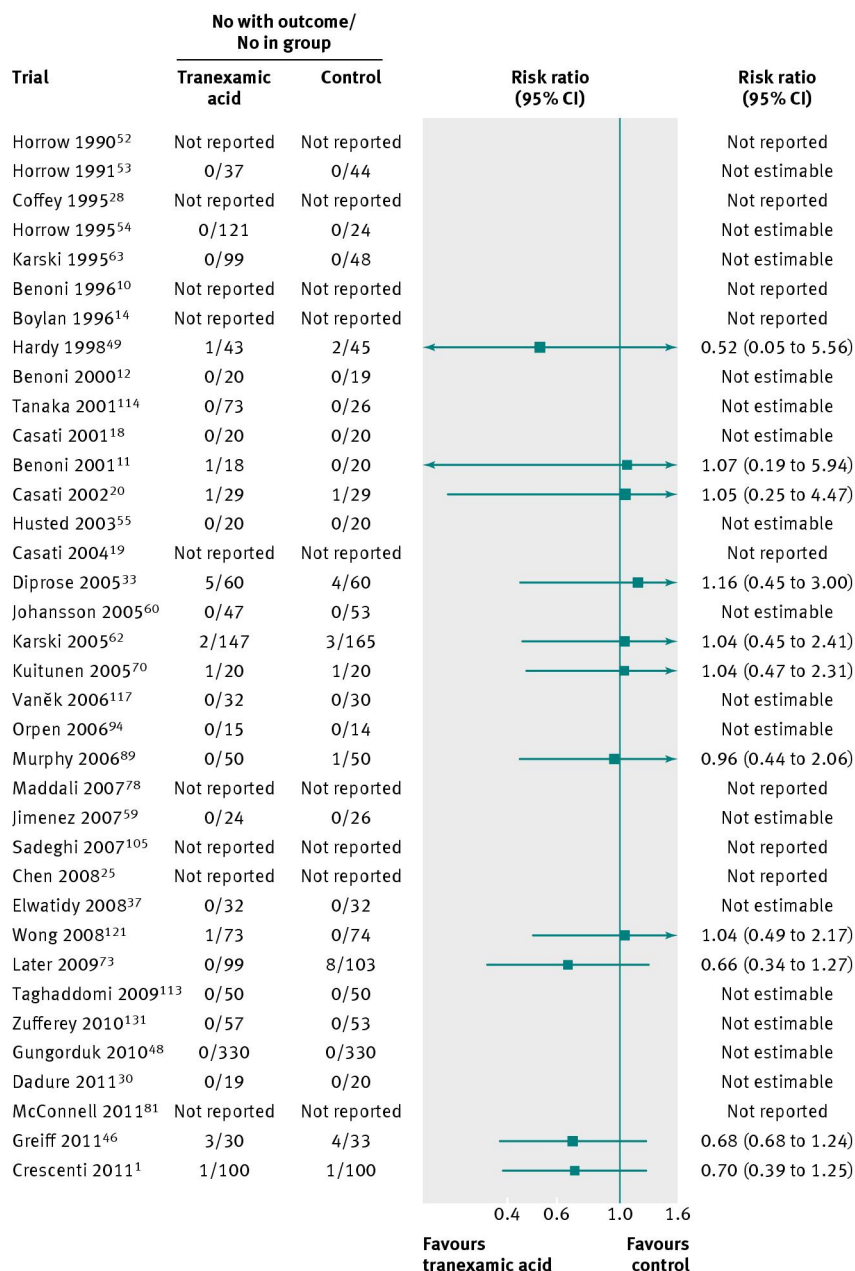
## Figures



**Fig 1** Selection of trials for review



**Fig 2** Cumulative meta-analysis of the effect of tranexamic acid in surgery on risk of blood transfusion in adequately concealed trials



**Fig 3** Cumulative meta-analysis of the effect of tranexamic acid in surgery on risk of myocardial infarction in adequately concealed trials



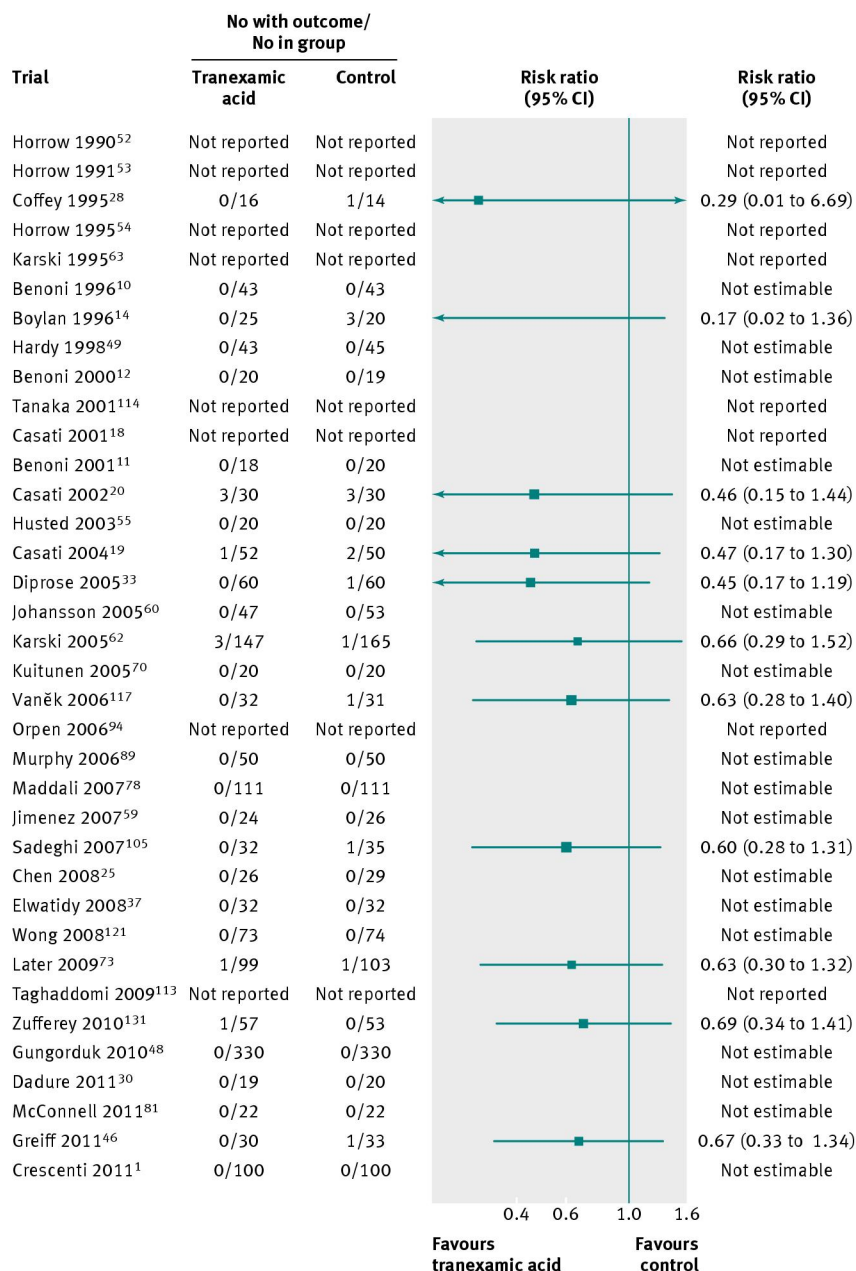


Fig 4 Cumulative meta-analysis of the effect of tranexamic acid in surgery on risk of death in adequately concealed trials

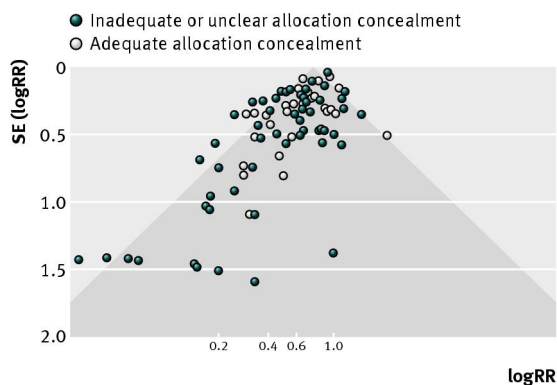


Fig 5 Funnel plot with pseudo 95% confidence limits for meta-analysis on effect of tranexamic acid on risk of blood transfusion