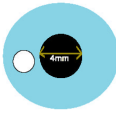
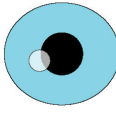
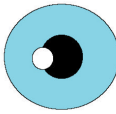
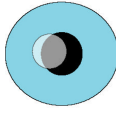
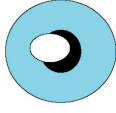



Sign	Definition	World Health Organisation (WHO) equivalent grade	
Entropion (assessed with eye in primary position)			
E0 (none)	None	No WHO grading system for entropion	
E1 (mild)	<50 % of lid margin rolled inwards without cornea - lash base contact		
E2 (moderate)	>50% of lid margin rolled inwards without cornea –lash base contact		
E3 (severe)	Lid margin rolled inwards with <50% lash base – cornea contact		
E4 (severe)	Lid margin rolled inwards with >50% lash base – cornea contact		
Corneal scarring (assessed with eye in primary position)			
CO-0	None	CC0	
CO-1	Opacity Location: Opacity, outside central 4mm of cornea Opacity Density: Any		CC1
CO-2a	Location: Within central 4mm, but not entering central 1mm. Density: Pupil margin visible through opacity.		} CC2
CO-2b	Location: Within central 4mm, but not entering central 1mm. Density: Pupil margin not visible through opacity.		
CO-2c	Location: Overlying central 1mm, i.e. visual axis Density: Pupil margin visible through opacity.		
CO-2d	Location: Overlying central 1mm, i.e. visual axis Density: Pupil margin not visible through opacity.		
CO-3	Location: All of central 4mm Density: Pupil margin not visible through opacity		CC3
CO-4	Phthisis	No WHO grade	

**Fig 1: Expanded grading system and WHO grading system equivalents**