

Statins for the primary prevention of cardiovascular disease (Review)

Taylor F, Ward K, Moore THM, Burke M, Davey Smith G, Casas JP, Ebrahim S



**THE COCHRANE
COLLABORATION®**

This is a reprint of a Cochrane review, prepared and maintained by The Cochrane Collaboration and published in *The Cochrane Library* 2011, Issue 8

<http://www.thecochranelibrary.com>



TABLE OF CONTENTS

HEADER	1
ABSTRACT	1
PLAIN LANGUAGE SUMMARY	2
BACKGROUND	2
OBJECTIVES	4
METHODS	4
RESULTS	6
Figure 1.	7
Figure 2.	8
Figure 3.	9
DISCUSSION	11
AUTHORS' CONCLUSIONS	12
REFERENCES	13
CHARACTERISTICS OF STUDIES	21
DATA AND ANALYSES	36
Analysis 1.1. Comparison 1 Adverse Events, Outcome 1 Number of study participants that had Adverse Events.	39
Analysis 1.2. Comparison 1 Adverse Events, Outcome 2 Number of Study Participants that Stopped Treatment Due to Adverse Events.	40
Analysis 1.3. Comparison 1 Adverse Events, Outcome 3 Number of Study Participants that were admitted to Hospital.	40
Analysis 1.4. Comparison 1 Adverse Events, Outcome 4 Number of Study Participants underwent revascularisation.	41
Analysis 1.5. Comparison 1 Adverse Events, Outcome 5 Number of Study Participants who developed cancer.	42
Analysis 1.6. Comparison 1 Adverse Events, Outcome 6 Number of Study Participants who develop Myalgia or muscle pain.	43
Analysis 1.7. Comparison 1 Adverse Events, Outcome 7 Number of Study Participants who develop Rhabdomyolysis.	43
Analysis 1.8. Comparison 1 Adverse Events, Outcome 8 Number of Study Participants who had elevated Liver Enzymes.	44
Analysis 1.9. Comparison 1 Adverse Events, Outcome 9 Number of Study Participants that developed Prostate Cancer.	44
Analysis 1.10. Comparison 1 Adverse Events, Outcome 10 Number of Study Participants who developed Melanoma.	45
Analysis 1.11. Comparison 1 Adverse Events, Outcome 11 Number of Study Participants who developed Colon Cancer.	45
Analysis 1.12. Comparison 1 Adverse Events, Outcome 12 Number of Study Participants who developed Lung Cancer.	46
Analysis 1.13. Comparison 1 Adverse Events, Outcome 13 Number of Study Participants who develop Lymphoma.	46
Analysis 1.14. Comparison 1 Adverse Events, Outcome 14 Number of Study Participants who develop Bladder Cancer.	47
Analysis 1.15. Comparison 1 Adverse Events, Outcome 15 Number of Study Participants who develop Breast Cancer.	47
Analysis 1.16. Comparison 1 Adverse Events, Outcome 16 Number who developed Gastro-intestinal Cancers.	48
Analysis 1.17. Comparison 1 Adverse Events, Outcome 17 Number of Study Participants who developed Genito-urinary tract Cancers.	48
Analysis 1.18. Comparison 1 Adverse Events, Outcome 18 Number who developed Respiratory Tract Cancers.	49
Analysis 2.1. Comparison 2 Mortality and Morbidity, Outcome 1 Total Mortality.	49
Analysis 2.2. Comparison 2 Mortality and Morbidity, Outcome 2 Number of Fatal CHD Events.	50
Analysis 2.3. Comparison 2 Mortality and Morbidity, Outcome 3 Number of Non-fatal CHD Events.	51
Analysis 2.4. Comparison 2 Mortality and Morbidity, Outcome 4 Total Number of CHD Events.	52
Analysis 2.5. Comparison 2 Mortality and Morbidity, Outcome 5 Number of Fatal CVD Events.	53
Analysis 2.6. Comparison 2 Mortality and Morbidity, Outcome 6 Number of Non-fatal CVD Events.	53
Analysis 2.7. Comparison 2 Mortality and Morbidity, Outcome 7 Total Number of CVD Events.	54
Analysis 2.8. Comparison 2 Mortality and Morbidity, Outcome 8 Number of Fatal Stroke Events.	54
Analysis 2.9. Comparison 2 Mortality and Morbidity, Outcome 9 Number of Non-fatal Stroke Events.	55
Analysis 2.10. Comparison 2 Mortality and Morbidity, Outcome 10 Total Number of Stroke Events.	55
Analysis 2.11. Comparison 2 Mortality and Morbidity, Outcome 11 Total Number of Fatal and Non-fatal CHD, CVD and Stroke Events.	56
Analysis 3.1. Comparison 3 Lipids, Outcome 1 Total Cholesterol.	57
Analysis 3.2. Comparison 3 Lipids, Outcome 2 LDL Cholesterol.	58
Analysis 4.1. Comparison 4 Treatment Compliance, Outcome 1 Treatment Compliance.	59

Analysis 5.1. Comparison 5 Sensitivity Analysis, Outcome 1 Randomisation for Total Mortality.	60
Analysis 5.2. Comparison 5 Sensitivity Analysis, Outcome 2 Randomisation for Fatal CHD Events.	61
Analysis 5.3. Comparison 5 Sensitivity Analysis, Outcome 3 Randomisation for Non-fatal CHD Events.	62
Analysis 5.4. Comparison 5 Sensitivity Analysis, Outcome 4 Randomisation for Fatal CVD Events.	63
Analysis 5.5. Comparison 5 Sensitivity Analysis, Outcome 5 Randomisation for Non-fatal CVD Events.	63
Analysis 5.6. Comparison 5 Sensitivity Analysis, Outcome 6 Randomisation for Fatal Stroke Events.	64
Analysis 5.7. Comparison 5 Sensitivity Analysis, Outcome 7 Randomisation for total number of fatal and non-fatal CHD, CVD and Stroke Events.	64
Analysis 5.8. Comparison 5 Sensitivity Analysis, Outcome 8 Study Size for Total Mortality.	65
Analysis 5.9. Comparison 5 Sensitivity Analysis, Outcome 9 Study Size for Fatal CHD Events.	66
Analysis 5.10. Comparison 5 Sensitivity Analysis, Outcome 10 Study Size for Non-fatal CHD Events.	67
Analysis 5.11. Comparison 5 Sensitivity Analysis, Outcome 11 Study Size for Fatal CVD Events.	68
Analysis 5.12. Comparison 5 Sensitivity Analysis, Outcome 12 Study Size for Non-fatal CVD Events.	69
Analysis 5.13. Comparison 5 Sensitivity Analysis, Outcome 13 Study Size for Fatal Stroke Events.	69
Analysis 5.14. Comparison 5 Sensitivity Analysis, Outcome 14 Study Size for total number of fatal and non-fatal CHD, CVD and stroke events.	70
APPENDICES	70
FEEDBACK	73
WHAT'S NEW	76
HISTORY	77
CONTRIBUTIONS OF AUTHORS	77
DECLARATIONS OF INTEREST	77
SOURCES OF SUPPORT	78
INDEX TERMS	78

[Intervention Review]

Statins for the primary prevention of cardiovascular disease

Fiona Taylor¹, Kirsten Ward¹, Theresa HM Moore², Margaret Burke³, George Davey Smith⁴, Juan-Pablo Casas¹, Shah Ebrahim¹

¹Department of Non-communicable Disease Epidemiology, London School of Hygiene and Tropical Medicine, London, UK.

²Academic Unit of Psychiatry, School of Social and Community Medicine, University of Bristol, Bristol, UK. ³Department of Social Medicine, University of Bristol, Bristol, UK. ⁴School of Social and Community Medicine, University of Bristol, Bristol, UK

Contact address: Fiona Taylor, Department of Non-communicable Disease Epidemiology, London School of Hygiene and Tropical Medicine, Keppel Street, London, WC1E 7HT, UK. Fiona.Taylor@lshtm.ac.uk.

Editorial group: Cochrane Heart Group.

Publication status and date: Edited (no change to conclusions), published in Issue 8, 2011.

Review content assessed as up-to-date: 7 September 2007.

Citation: Taylor F, Ward K, Moore THM, Burke M, Davey Smith G, Casas JP, Ebrahim S. Statins for the primary prevention of cardiovascular disease. *Cochrane Database of Systematic Reviews* 2011, Issue 1. Art. No.: CD004816. DOI: 10.1002/14651858.CD004816.pub4.

Copyright © 2011 The Cochrane Collaboration. Published by John Wiley & Sons, Ltd.

ABSTRACT

Background

Reducing high blood cholesterol, a risk factor for cardiovascular disease (CVD) events in people with and without a past history of coronary heart disease (CHD) is an important goal of pharmacotherapy. Statins are the first-choice agents. Previous reviews of the effects of statins have highlighted their benefits in people with coronary artery disease. The case for primary prevention, however, is less clear.

Objectives

To assess the effects, both harms and benefits, of statins in people with no history of CVD.

Search methods

To avoid duplication of effort, we checked reference lists of previous systematic reviews. We searched the Cochrane Central Register of Controlled Trials (Issue 1, 2007), MEDLINE (2001 to March 2007) and EMBASE (2003 to March 2007). There were no language restrictions.

Selection criteria

Randomised controlled trials of statins with minimum duration of one year and follow-up of six months, in adults with no restrictions on their total low density lipoprotein (LDL) or high density lipoprotein (HDL) cholesterol levels, and where 10% or less had a history of CVD, were included.

Data collection and analysis

Two authors independently selected studies for inclusion and extracted data. Outcomes included all cause mortality, fatal and non-fatal CHD, CVD and stroke events, combined endpoints (fatal and non-fatal CHD, CVD and stroke events), change in blood total cholesterol concentration, revascularisation, adverse events, quality of life and costs. Relative risk (RR) was calculated for dichotomous data, and for continuous data pooled weighted mean differences (with 95% confidence intervals) were calculated.

Statins for the primary prevention of cardiovascular disease (Review)

Copyright © 2011 The Cochrane Collaboration. Published by John Wiley & Sons, Ltd.

1

Main results

Fourteen randomised control trials (16 trial arms; 34,272 participants) were included. Eleven trials recruited patients with specific conditions (raised lipids, diabetes, hypertension, microalbuminuria). All-cause mortality was reduced by statins (RR 0.84, 95% CI 0.73 to 0.96) as was combined fatal and non-fatal CVD endpoints (RR 0.70, 95% CI 0.61 to 0.79). Benefits were also seen in the reduction of revascularisation rates (RR 0.66, 95% CI 0.53 to 0.83). Total cholesterol and LDL cholesterol were reduced in all trials but there was evidence of heterogeneity of effects. There was no clear evidence of any significant harm caused by statin prescription or of effects on patient quality of life.

Authors' conclusions

Reductions in all-cause mortality, major vascular events and revascularisations were found with no excess of cancers or muscle pain among people without evidence of cardiovascular disease treated with statins. Other potential adverse events were not reported and some trials included people with cardiovascular disease. Only limited evidence showed that primary prevention with statins may be cost effective and improve patient quality of life. Caution should be taken in prescribing statins for primary prevention among people at low cardiovascular risk.

PLAIN LANGUAGE SUMMARY

Statins for the primary prevention of cardiovascular disease

Cardiovascular disease (CVD) is ranked as the number one cause of mortality and is a major cause of morbidity world wide. Reducing high blood cholesterol which is a risk factor for CVD events is an important goal of medical treatment. Statins are the first-choice agents. Since the early statin trials were reported, several reviews of the effects of statins have been published highlighting their benefits particularly in people with a past history of CVD. However for people without a past history of CVD (primary prevention), the evidence is less clear. The aim of this systematic review is to assess the effects, both in terms of benefits and harms of statins for the primary prevention of CVD. We searched the Cochrane Central Register of Controlled Trials (CENTRAL), MEDLINE and EMBASE until 2007. We found 14 randomised control trials with 16 trial arms (34,272 patients) dating from 1994 to 2006. All were randomised control trials comparing statins with usual care or placebo. Duration of treatment was minimum one year and with follow up of a minimum of six months. All cause mortality, coronary heart disease and stroke events were reduced with the use of statins as was the need for revascularisations. Statin treatment reduced blood cholesterol. Taking statins did not increase the risk of adverse effects such as cancer, and few trials reported on costs or quality of life. This current systematic review highlights the shortcomings in the published trials and we recommend that caution should be taken in prescribing statins for primary prevention among people at low cardiovascular risk.

BACKGROUND

Burden of cardiovascular disease

Cardiovascular disease (CVD) encompasses a wide range of disease including ischaemic heart disease, coronary heart disease (e.g. heart attack), cerebrovascular disease (e.g. stroke), raised blood pressure, hypertension, rheumatic heart disease and heart failure. The major causes of CVD are unhealthy diets, tobacco use and physical inactivity (WHO 2008).

CVD is ranked as the number one cause of mortality and is a major cause of morbidity world wide accounting for 17 million deaths,

30% of total deaths. Of these, 7.6 million are due to heart attacks and 5.7 million due to stroke (WHO 2008). Over 80% of CVD deaths occur in low and middle income countries (WHO 2008). In developing countries, it causes twice as many deaths as HIV, malaria and tuberculosis combined (Gaziano 2007). It has been estimated that between 1990 and 2020, the increase in ischaemic heart disease alone will increase by 29% in men and 48% in women in developed countries and by 120% in women and 127% in men in developing countries (Yusuf 2001). CVD imposes high social costs, including impaired quality of life and reduced economic activity, and accounts for a large share of health service resources (Gaziano 2007).

CVD is multi-factorial in its causation and lifestyle changes are the basis of any treatment strategy, with patients often requiring behavioural counselling. Those unable to achieve or maintain adequate risk reduction on lifestyle changes alone or those at high risk patients require pharmacotherapy. Reducing high blood cholesterol (hypercholesterolaemia), a risk factor for both fatal and non-fatal CVD events in people with and without a past CVD, is an important goal of pharmacotherapy (Prospective Studies Collaboration 2007). Statins are the first-choice agents for Low Density Lipoprotein Cholesterol (LDL-C) reduction. The level at which blood cholesterol is treated is more dependent on the absolute reduction in risk that can be expected, given the patient's other risk factors, and taking into account the resources available for prevention (Ramsay 1996). Since the relation between blood cholesterol and cardiovascular risk is a continuous one (Chen 1991) (although J-shaped in some studies for total mortality), there is no definite threshold above which patients must be treated a priori. If a threshold for 'high' cholesterol is set at over 3.8 mmol/L, (146.9 mg/dL) this would contribute 4.4 million deaths worldwide and 40.4 million DALYs (disability adjusted life years) (Ezzati 2002). Furthermore, the average level of blood cholesterol within a population is an important determinant of the CVD risk of the population. Differences in average levels of blood cholesterol between populations are largely determined by differences in diet, and countries with high dietary saturated fat intake and a low ratio of polyunsaturated to saturated fatty acids have higher than average cholesterol levels (Davey Smith 1992).

Trial evidence

Since the early statin trials were reported, several reviews of the effects of statins have been published highlighting the benefits of their use (Bartlett 2003; Blauw 1997; Briel 2004; Cheung 2004; Ebrahim 1999; Katerndahl 1999; LaRosa 1994; LaRosa 1999; Law 2003; Pignone 2000; Silva 2006; Thavendiranathan2006; Ward 2007; Wilt 2004). In particular, an individual patient data review and meta-analysis of 90,056 participants in 14 large randomised controlled trials (RCTs) including the large Heart Protection Study (HPSCG 2003), followed up for 5 years, concluded that statins were beneficial in reducing the risk of CVD events in people at risk, and showed consistency of treatment benefits across a wide range of patient subgroups (Baigent 2005). The evidence on the beneficial effects of statins has led expert committees to promote their use on a global scale particularly in the developed world. (Manuel 2006; NICE 2006). Statin prescribing and expenditure have risen rapidly as a result. For example, the European average (weighted by population of each country) increased from 11.12 defined daily doses/1000 in 1997 to 41.80/1000 in 2002, an average 31% increase a year (Walley 2004). The expenditure on statin drugs in England was over £20 million in 1993, over £113 million in 1997 (Ebrahim 1998) and has risen to more than £500 million in 2006 (NICE 2006).

Adverse effects of lowering cholesterol with statins

There has been some concern that low levels of blood cholesterol increase the risk of mortality from causes other than coronary heart disease, including cancer, respiratory disease, liver disease and accidental/violent death. Several studies have now demonstrated that this is mostly, or entirely, due to the fact that people with low cholesterol levels include a disproportionate number whose cholesterol has been reduced by illness - early cancer, respiratory disease, gastrointestinal disease and alcoholism, among others (Iribarren 1997; Jacobs 1997). Thus it appears to be the pre-existing disease which causes both the low cholesterol and raised mortality (Davey Smith 1992).

The potential adverse effects of statins among people at low risk of CVD are poorly reported and unclear (Jackson 2001) but, among those with pre-existing CVD, the evidence suggests that any possible hazards are far outweighed by the benefits of treatment. Two reviews of 18 and 35 trials respectively found that there were similar rates of serious adverse events with statins as compared to placebo (Kashani 2006; Silva 2006) and a further review of 26 RCTs concluded that there was no effect on risk of cancer with statins (Dale 2006). Other adverse events have been investigated and may be causal, for example rhabdomyolysis - break down of muscles - which can be serious if not detected and treated early (Beers 2003). However, in a systematic review of statins with about 35,000 people and 158,000 person years of observation in both treated and placebo groups, rhabdomyolysis was diagnosed in eight treated and five placebo patients, none with serious illness or death (Law 2003). One RCT of 621 adults found that statins did not adversely affect self reported quality of life, mood, hostility psychological well being or anger expression (Wardle 1996). Small decrements in scores on tests of psychomotor speed and attention were found by Muldoon *et al* in an RCT of 209 adults, but Muldoon concluded that more research is needed to fully evaluate this (Muldoon 2000). In addition, a systematic review of five statin trials (N = 30,817) found no evidence that statins increased risk of death from non-illness mortality (accidents, violence or suicide) (Muldoon 2001).

Limitations of the reviews of the effects of statins

A major limitation of the evidence summaries to date is the emphasis of the use of statins in secondary prevention of CVD without distinguishing between findings in primary prevention trials. More recently, however, a number of systematic reviews have focused their attention of the use of statins in primary prevention but they differ in their interpretation of the evidence to date (Brugts 2009; Ebrahim 1999; Mills 2008; NICE 2006; Thavendiranathan2006; Vreecer, 2003; Ward 2007). This is largely due to the differing inclusion criteria of the reviews and differences in reporting of out-

comes. Where the most recent systematic review (Baigent 2005, Brugts 2009; Mills 2008) promote the use of statins in the primary prevention of CVD (the latter team of authors received industry sponsorship), the evidence remains less clear leading other authors to conclude that the assumed benefits of statin therapy in secondary prevention trials should not be extrapolated to primary prevention populations and that current cholesterol treatment guidelines based on this assumption need to be revised (Abramson 2007).

The aim of this systematic review is to assess the effects of statins for primary prevention of CVD. We planned to look for adverse events associated with statins and examine effects in populations such as elderly people and women.

OBJECTIVES

To assess the effects, both harms and benefits, of statins in people with no history of CVD events.

METHODS

Criteria for considering studies for this review

Types of studies

Randomised controlled trials (RCTs) comparing treatment with statins for at least 12 months with placebo or usual care. Length of follow-up of outcomes had to be at least six months.

Types of participants

Men and women (aged 18 or more) with no restrictions on total, low or high density lipoprotein cholesterol levels. We limited our inclusion of study population to have less or equal to 10% of a previous history of CVD.

Types of interventions

Statins (HMG CoA reductase inhibitors) versus placebo or usual care.

Concomitant interventions

Drug treatments and other interventions were accepted provided they are given to both arms of the intervention groups. Adjuvant treatments with one additional drug where a patient developed excessively high lipids during the trial were accepted.

Types of outcome measures

The following outcomes were collected:

- death from all causes;
- fatal and non-fatal CHD, CVD and stroke events;
- combined endpoint (fatal and non-fatal CHD, CHD and stroke events);
- change in blood total cholesterol concentration;
- revascularisation;
- adverse events;
- quality of life;
- costs.

Search methods for identification of studies

As previous comprehensive reviews (Bartlett 2005; Ebrahim 1999; Ward 2007) have been undertaken we built on this work. We searched the Cochrane Central Register of Controlled Trials (CENTRAL) on *The Cochrane Library* (Issue1, 2007), MEDLINE (2001 to March 2007) and EMBASE (2003 to March 2007). A standard RCT filter was used for MEDLINE (Dickersin 1994) and EMBASE (Lefebvre 1996). No language restrictions were applied to either searching or trial inclusion. See Appendix 1 for search strategies. Reference lists of identified review articles and of all included RCTs were searched to find other potentially eligible studies.

Data collection and analysis

Trial selection

Two reviewers independently read the results from searches on electronic databases to identify those articles relevant to this systematic review based on title or title and abstract. Full articles were retrieved for further assessment. The articles were read independently by two reviewers and a form was designed to describe the characteristics of studies to be included or excluded as set out in the recommendations in the Cochrane Handbook 5.0.2 (Higgins 2009).

Assessment of risk of bias

We used criteria described in the Cochrane Handbook of Systematic Reviews 5.0.2 (Higgins 2009) to describe the quality of trials we found. Two authors independently assessed methodological quality of selected studies (FT, KW). Any differences of opinion were resolved by discussion and consensus and finally by discussion with a third author (SE). To assess any risk of bias we focused on the following dimensions as recommended in the Cochrane Handbook:

1. Adequate sequence generation (such as computer generated random numbers and random number tables, whilst inadequate approaches included the use of alternation, case record numbers, birth dates or days of the week).

2. Adequate measures to conceal allocation. Concealment was deemed adequate where randomisation is centralised or pharmacy-controlled, or where the following are used: serially numbered containers, on-site computer-based systems where assignment is unreadable until after allocation, other methods with robust methods to prevent foreknowledge of the allocation sequence to clinicians and patients.

3. Blinding was deemed adequate if blinding was applied (whether the participant, care provider or outcome assessors)

4. Completeness of outcome data was deemed adequate if intention to treat analysis was performed for each outcome and not what patient numbers the analysis was confined to.

5. Free of selective reporting: was deemed adequate if all stated outcomes were reported on and presented. We will highlight any selective outcome reporting.

A risk of bias graph for each trial was made available to assess quality.

Data extraction

A data extraction form was designed and included:

- study ID;
- quality;
- participant baseline characteristics;
- intervention dosage and duration.

To assess baseline risk of CVD the following median/mean values were also extracted:

- age;
- gender ratio;
- proportion of current smokers;
- total cholesterol, HDL and LDL cholesterol.

Outcome measures extracted included:

Primary outcome measures

- death from all causes;
- fatal and non-fatal CHD events,
- fatal and non-fatal CVD events
- fatal and non-fatal stroke events;
- combined endpoint (fatal and non-fatal CHD, CHD and stroke events);

Secondary outcome measures

- change in blood total cholesterol concentration;
- revascularisation;
- adverse events;
- quality of life.

- costs.

Data was extracted by two reviewers independently (FT, KW). Any differences of opinion were resolved by discussion and consensus and finally by discussion with a third reviewer (SE).

Contacting trialists

For unpublished studies or where data was incomplete in published papers, attempts were made to contact the authors to obtain further details.

Data analysis

Relative risk (RR) and 95% confidence intervals (CI) were calculated for dichotomous data. Quantitative analyses of outcomes was based on 'intention to treat' (ITT). For continuous data (such as change in blood total cholesterol), pooled weighted mean differences (with 95% CI) were calculated.

We did not add the number of fatal and non-fatal clinical events together from any of the studies that we included in this review as it was not possible to ascertain whether an individual who had a non-fatal clinical event followed by a fatal clinical event was counted as a clinical event under both categories. As a result we have only included the composite of fatal and non-fatal clinical events if this was reported in the papers. For example, number of stroke events: seven trials reported this as a composite outcome, one reported on fatal and one on non-fatal stroke events. We did not add the fatal and non-fatal strokes together to ascertain a composite number.

Heterogeneity

Because trials found may not have been carried out according to a common protocol there will usually be variations in patient groups, clinical settings, concomitant care etc. We, therefore, assessed heterogeneity between trial results. Trial data was considered to be heterogeneous where the I^2 statistic was $> 50\%$. For analysis we used the conservative, fixed effects method unless where data was heterogenous in which case we used the random effects model. Where significant heterogeneity was present, we attempted to explain the differences based on the patient clinical characteristics and interventions of the included studies.

Publication or other bias

A funnel plot was used to test for the presence of publication bias based on the data for the primary outcome of all cause mortality. Publication bias is usually detected by asymmetry of the funnel plot (Sterne 2001).

Analyses for potential effect modifiers was initially considered but abandoned due to lack of adequate reporting. These were to included:

- gender;

- extent of hyperlipidaemia;
- age under 65, 65 and over.

Sensitivity analysis

Sensitivity analysis was used to explore the influence of the following on effect size:

- repeating analysis taking account of study quality;
- repeating analysis excluding any very long/large studies to see how they influence the results.

RESULTS

Description of studies

See: [Characteristics of included studies](#); [Characteristics of excluded studies](#); [Characteristics of studies awaiting classification](#).

After removal of duplicates, 4227 references were identified. From reading titles and abstracts 4128 were eliminated as being not relevant to the review. Full papers were obtained for 99 references. From these 99 papers, 72 papers reporting on 48 studies were excluded (see [Characteristics of excluded studies](#)). A total of 27 papers reporting on 14 trials were included (see [Characteristics of included studies](#)). Checking the references of the recent systematic reviews found 1 further trial ([JUPITER 2008](#)) which was published outside the dates of our search, details of which are listed in the Table: Characteristics of studies awaiting classification. Of the 14, trials, two tested two different interventions; for the purpose for meta analysis, each trial was counted as two trials (in total 16 trial arms) ([CELL A 1996](#); [CELL B 1996](#); [PHYLLIS A 2004](#); [PHYLLIS B 2004](#)). The trials dated from 1994 to 2006 and were conducted world-wide, mainly in industrially developed countries (Japan, USA and Europe). Twelve trials recruited patients with specific conditions: eight recruited participants with raised lipids, three with diabetes, two with hypertension and one with microalbuminuria

All tested the effectiveness of a statin compared with placebo; nine tested pravastatin 10-40mg per day; one atorvastatin 10mg per day; two fluvastatin 40-80mg per day; two lovastatin 20-40mg per day and the remaining simvastatin 40mg per day. Five trials also included advice, counselling or information on health behaviour modification such as diet, smoking cessation, exercise.

In total, the 14 trials (with 16 trial arms) recruited 34,272 participants and observed outcomes ranging from 1-5.3 years, amounting to approximately 113,000 patient years. The size of the population recruited ranged from 47- 8,009. The mean age of the

participants was 57 years (range 28-80 years), 65.9% were male and of the five trials which reported on ethnicity; 91.4 % were Caucasian.

Two trials ([AFCAPS/TextCAPS 1998](#) and [CARDS 2004](#)) were stopped prematurely because significant reductions in primary composite outcomes between the intervention and placebo had been observed. These trials had recruited 27.1% of the total study population and were stopped 1.4-2.0 years before the official end date. We were unable to estimate the number of potential patients years of observation lost due to incomplete provision of data.

Data on all cause mortality was provided in eight trials. Excluding the two trials whose primary outcome was change in size of carotid artery, eight of the remaining trials chose a composite outcome as their primary outcome. Despite this, seven provided data on fatal and six on non-fatal CHD events and two on fatal and one on non-fatal CVD events. Whilst eight trials reported on combined stroke events, one provided data on non-fatal and one on fatal stroke events. Nine trials provided data on cholesterol and seven on adverse events. One provided economic costings, one provided data on patient perceived quality of life Five trials provided data on compliance: of those on statins, compliance ranged from 67%-92% whilst for those on placebo 53%-93%.

Excluding the 3 trials which solely recruited participants with diabetes; 1-20% accounted for diabetics the other trials. Excluding the two trials which recruited participants with hypertension; the remaining studies had recruited 15-67% with hypertension. The proportion of participants smoking ranged from 10-44% in the 13 trials which provided this data. We were unable to ascertain baseline lipid levels for three trials. Baseline total cholesterol levels ranged from 5.00-6.97 mmol/l (median 6.05 mmol/l), HDL cholesterol from 1.07-1.46 mmol/l (median 1.24 mmol/l) and LDL cholesterol from 2.92-4.95 mmol/l (median 3.95mmol/l).

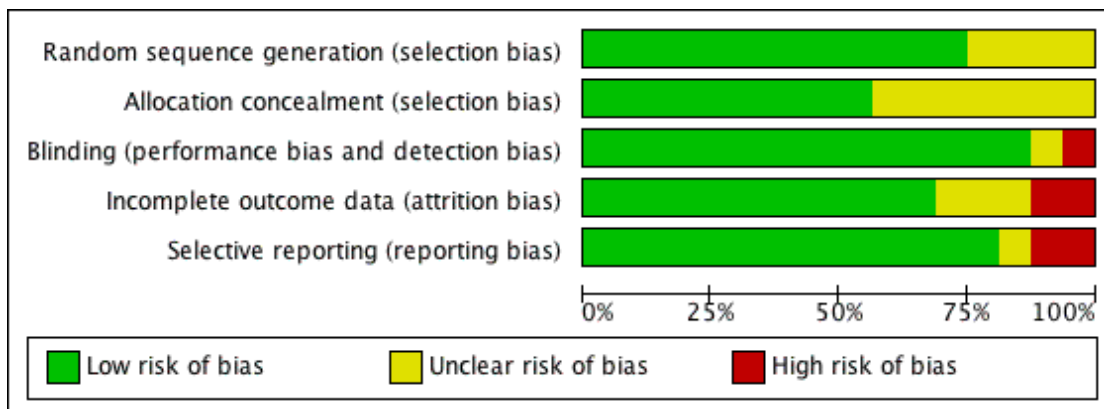
Risk of bias in included studies

Four of the 16 trial arms did not provide adequate information on the methods used for randomisation, three of which had recruited more than 2000 participants. Fourteen trials used blinding to reduce bias, 10 of which used double blinding methods. Ten used intention to treat analysis and the drop out rates for those that did apply was ranged from 2-17% (only two trials provided such data). We judged 13 of the trials to be free from selective bias. ([Figure 1](#); [Figure 2](#)). The MRC/BHF only provided data on total CVD events for patients with diabetes in the primary prevention group, whilst HYRIM did not present baseline and four-year follow-up data on cholesterol.

Figure 1. Methodological quality summary: review authors' judgements about each methodological quality item for each included study.

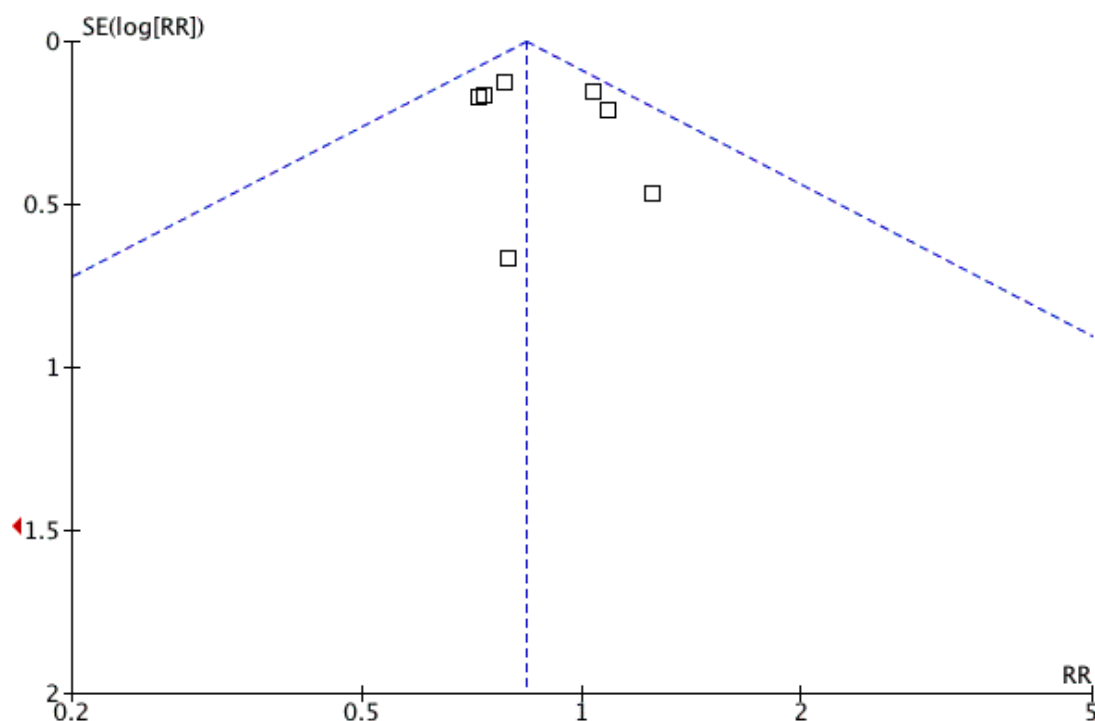
	Random sequence generation (selection bias)	Allocation concealment (selection bias)	Blinding (performance bias and detection bias)	Incomplete outcome data (attrition bias)	Selective reporting (reporting bias)
ACAPS 1994	+	?	+	+	+
Adult Japanese MEGA Study	?	?	●	?	+
AFCAPS/TexCAPS 1998	?	?	+	+	+
ASPEN 2006	?	?	+	+	+
CAIUS 1996	+	+	?	+	+
CARDS 2004	+	+	+	+	+
CELL A 1996	+	+	+	+	●
CELL B 1996	+	+	+	+	?
Derosa 2003	+	+	+	+	+
HYRIM 2004	?	?	+	?	+
KAPS 1995	+	+	+	●	+
MRC/BHF Heart Protection	+	+	+	?	●
PHYLLIS A 2004	+	?	+	+	+
PHYLLIS B 2004	+	?	+	+	+
PREVEND IT 2004	+	+	+	●	+
WOSCOPS 1997	+	+	+	+	+

Figure 2. Methodological quality graph: review authors' judgements about each methodological quality item presented as percentages across all included studies.



The funnel plot for all cause mortality showed no sign of publication bias (Figure 3). Only one trial was funded from taxation (Ministry of Health) whilst the authors of nine trials reported having been sponsored either fully or partially by pharmaceutical companies (five by Bristol Myers and Squibb; two by Pfizer).

Figure 3. Funnel plot of comparison: 2 Mortality and Morbidity, outcome: 2.1 Total Mortality.



Effects of interventions

All cause mortality (Analysis 2.1):

Eight trials with 28,161 participants recruited reported on total mortality. During observation, 794 (2.8%) died with a death rate of 1.0 per 100 person years of observation in the control groups. None of the individual trials showed strong evidence of a reduction in total mortality but when the data were pooled using a fixed effects model, a relative risk reduction which favoured statin treatment by 16% was observed: (RR 0.84, 95% CI 0.73 to 0.96). No heterogeneity was observed.

Fatal and non-fatal CHD events (Analysis 2.2, Analysis 2.3 and Analysis 2.4)

Nine trials with 10 arms and 27,969 participants reported on combined fatal and non-fatal CHD events: Four trials showed evidence of a reduction in this combined outcome which was maintained in the pooled analysis using a fixed effects model: 1,577 (5.63%) events; RR 0.72 (95% CI 0.65-0.79).

Observations on fatal or non-fatal CHD events are based on less than 55% of the participants recruited. Of the two trials which had been stopped prematurely, only AFCAPS/TexCAPS presented data on fatal CHD events. No significant risks reduction were observed in fatal CHD events; 85/8823 (0.9%); RR 0.78 (95% CI 0.59-1.04) nor non-fatal CHD events 94/4927 (1.9%) non-fatal

CHD events; RR 0.74 (95% CI 0.50-1.10). No heterogeneity was observed. .

Fatal and non-fatal CVD events (Analysis 2.5, Analysis 2.6 and Analysis 2.7)

Six trials with 12,286 participants reported on combined fatal and non-fatal CVD events. Two of the larger trials with 11,343 participants were able to demonstrate a significant reduction in this combined outcome and this was maintained in the pooled analysis using fixed effects model: 845 (6.8%) events; RR 0.74 (95% CI 0.66-0.85). There was no significant heterogeneity.

Two trials reported on fatal and one on non-fatal CHD events. Reductions in risk were observed in these endpoints; fatal CVD events; 131/7,459 (1.7%); RR 0.70 (95% CI 0.50-0.99); nonfatal CVD events - 39/864 (4.5%); RR 0.85 (95% CI 0.46-1.58).

Fatal and non-fatal stroke events (Analysis 2.8, Analysis 2.9 and Analysis 2.10)

Seven trials with 21,556 participants reported on combined fatal and non-fatal stroke events. Only one trial was stopped prematurely was able to demonstrate a significant reduction in this combined outcome with the use of statins. The significant reduction was maintained in the pooled analysis using a fixed effects model: 450 (2.1%) events; RR 0.78 (95% CI 0.65-0.94) Only one trial with 6,595 participants reported on fatal stroke events and an

other one with 255 participants on non-fatal stroke events. No significant risk reduction was seen for these endpoints; fatal stroke events - 10/6595 (0.2%); RR 1.50 (95% CI 0.42-5.30) and non-fatal stroke events, 1/255 (0.4); RR 2.98 (95%CI 0.12-72.39). Combined fatal and non-fatal CHD, CVD and stroke events (Analysis 2.11)

Only three trials with 17,452 participants reported a composite of fatal and non-fatal events for CHD, CVD and stroke. All three of the trials showed a significant reduction in this composite outcome with the treatment of statins which was maintained in the pooled analysis and using a fixed model: 938 (5.4%) events; RR 0.70 (95% CI 0.61-0.79)

Revascularisation (Analysis 1.4)

Five trials with 18,173 participants reported on the need for revascularisation procedures during follow-up: 313 (1.7%) underwent either PTCA or CABG. Two of the larger trials were able to demonstrate fewer revascularisation events in the intervention groups compared with the control groups with the use of statins and this was maintained in the pooled analysis using a fixed effects model were the a significant RR 0.66 (95% CI 0.53-0.83) was observed. Cholesterol (Analysis 3.1 and Analysis 3.2)

Nine trials with 11 arms provided data on total and 11 with 13 trial arms on LDL cholesterol. Observations are based on 15,357 and 22,413 participants respectively. For both endpoints all trials were able to demonstrate significant reductions; total cholesterol a net difference -0.89 mmol/L (95% CI -1.20 to -0.57 mmol/L) and LDL cholesterol a net difference of -0.92 (95% CI -1.10 to -0.74 mmol/L). There was marked heterogeneity of effects in both analysis ($I^2 = 99\%$). It is likely that the heterogeneity is due to differences in the statin and dosage used- for example the dose of pravastatin ranged from 10mg to 40mg in different trials. It is also possible that cholesterol outcomes were subject to reporting biases in some trials which might exaggerate the findings.

Adverse events figures (Analysis 1.1; Analysis 1.2; Analysis 1.3; Analysis 1.4; Analysis 1.5; Analysis 1.6; Analysis 1.7; Analysis 1.8; Analysis 1.9; Analysis 1.10; Analysis 1.11; Analysis 1.12; Analysis 1.13; Analysis 1.14; Analysis 1.15; Analysis 1.16; Analysis 1.17 and Analysis 1.18)

Seven trials (eight trial arms) provided data on the following adverse events: myalgia (muscle pain), rhabdomyolysis, cancer, lymphoma and melanoma. We also looked for data on changes in muscle and liver enzyme, aspartate and alanine aminotransferase. In total 3,385/19,555 (17.3%) participants experienced an adverse event. Pooling the events rates indicated no difference between the intervention and control groups with the use of statin using a fixed effects model: RR 0.99 (95% 0.94-1.05) (Analysis 1.1). No difference was also observed with the number of participants stopping statin treatment due to adverse events, however there was significant heterogeneity observed and a random effect model had to be applied (Analysis 1.2).

Cancer: 793/17,277 (4.5%) participants in six trials developed cancer (Analysis 1.5). No statistical differences were observed be-

tween the overall rates for cancer in the intervention and control groups nor in the subgroup analysis for individual cancers: prostate, colon, lung, bladder, breast, gastro-intestinal, genitor-urinary tract, respiratory tract. No significant heterogeneity was observed in any of these comparisons. It is important to note that the subgroups analysis are confined to only two trials (AFCAPS/TexCAPS 1998 and WOSCOPS 1997) which provided these data.

The event rates for other adverse effects including lymphoma, melanoma, myalgia, or rhabdomyolysis was low and ranged from 0.03% (rhabdomyolysis) to 7.4% (myalgia). No differences between groups were observed. No significant heterogeneity was observed in any of these comparisons of the five trials which reported on these events.

None of the trials reported on changes in muscle enzymes, aspartate nor alanine aminotransferase. Two large trials reported that 4.4% (31/7031) of participants experienced changes in liver enzymes but the differences between the intervention and control groups were of no statistical significance. There was no significant heterogeneity.

Costs

One trial reported on costs. WOSCOPS which recruited men with hypercholesterolaemia found that the use of statin yielded substantial health benefits at a cost which was not prohibitive: an undiscounted gain of 2,460 years of life at a cost of £8,121 per life year gained.

Patient quality of life

There were no reliable data on patient quality of life. Cell A+B provided limited data suggesting that the intervention of lifestyle advice plus pravastatin reduced stress and sleeping problems.

Subgroups analysis

We intended do undertake subgroups analysis for gender, age, and extent of hyperlipidaemia. However, none reported these breakdowns. No statistical differences in outcomes were observed in age and sex.

Sensitivity analysis

We were unable to locate any unpublished studies. We, therefore, confined our sensitivity analysis to study quality and to study size. Study quality; since most of the trials used double blinding techniques and intention to treat analysis and were free from selection bias, we focused our attention on methods of randomisation. We were unable to determine the method of randomisation for four trials: Japanese MEGA, AFCAPS/TexCAPS; Aspen and HYRIM. Sensitivity analysis indicated no change in the overall results due method of randomisation used (Analysis 5.1; Analysis 5.2; Analysis 5.3; Analysis 5.4; Analysis 5.5; Analysis 5.6; Analysis 5.7).

Study size: we confined our analysis to comparing large (>1000 participants) with small (<1000 participants) trials. Similarly, sensitivity analysis did not alter the overall results (Analysis 5.8; Analysis 5.9; Analysis 5.10; Analysis 5.11; Analysis 5.12; Analysis 5.13; Analysis 5.14).

DISCUSSION

The trials included in this systematic review showed reductions in all-cause mortality, composite endpoints and revascularisations. These findings were associated with falls in blood cholesterol and LDL cholesterol in all trials reporting these outcomes but no excess of combined adverse events, cancers or specific biochemical markers were found. Trials tended not to report single end points of CHD or stroke events reflecting the small numbers of events and that they were powered for composite endpoints. There was limited evidence to suggest that the use of statins for primary prevention may be cost effective and improve patient perceived quality of life. Sensitivity analysis suggested that age of participants or size of trial did not alter the overall results.

Unlike previous reviews, we attempted to examine the effects of statins in patients without evidence of existing cardiovascular diseases and we attempted to examine specific outcomes rather than composite outcomes. Although the trials intended to recruit only people without evidence of CVD some trials did enter some with participants with CVD. Rather than exclude such trials we set an arbitrary threshold of 10% to avoid any major influence of effects of treatment on those with existing CVD. Whilst our results concur with some of the published data, our findings differ from others. Specifically we concur with the results on all cause mortality and adverse events in previous systematic reviews (Brugts 2009; Ebrahim 1999; Mills 2008; NICE 2006). However, most of the previous systematic reviews included trials where more than 10% had a previous history of CVD. In two recently published reviews the baseline all-cause mortality event rates were 1.4 per 100 person years at risk (Mills 2008) and 1.7 per 100 person years (Brugts 2009) compared with 1.0 per 100 person years in this review. These findings suggest that these recent reviews have tended to select trials including sicker people than those included in our review which aimed to target only trials of primary prevention. Consequently, it is not surprising that findings for specific outcomes - rather than composite outcomes - differ between reviews. For example our review and one previous review (Thavendiranathan 2006) did not find strong evidence of any reduction in CHD mortality whereas in a review where up to 50% of participants had suffered prior CVD, a 54% reduction in CHD mortality was reported (Mills 2008) - reflecting the strong evidence that statins are beneficial in secondary prevention. A major individual patient data meta-analysis - the Cholesterol Treatment Trialists' Collaboration - of 14 trials including over 90,000 participants reported sub-group findings in people without prior evidence of myocardial infarction or other coronary heart disease and found large reductions in major vascular endpoints (treated rate 8.5% vs. control rate 10.6%; RR 0.78, 99% CIs 0.72 to 0.84) and major coronary events (treated rate 4.5% vs. control rate 6.1%; RR 0.72, 99% CIs 0.66, 0.80) that were near identical to findings in people with prior CVD (Baigent 2005). These findings have been criticized on the grounds that the CTT collaborators did not disaggregate the primary and

secondary prevention findings but report on a group with "no MI or other CHD" at baseline which includes a substantial number of people with pre-existing stroke, peripheral vascular disease and diabetes which would have inflated the finding for absolute risk reduction (Abramson 2007). Recently, the CTT collaboration have published new analyses focusing on the comparison between high and low doses of statins, including some relevant data on the effects of statins in primary prevention (CTT Collaboration 2011). They report strong evidence of a reduction in major vascular events in people without previous cardiovascular disease on statins (RR 0.75, 95% CI 0.69, 0.82 per 1mmol/reduction in LDL cholesterol) and a 0.4% lower risk difference per year in those taking statins. Our estimate of the relative risk of major vascular events is of similar magnitude and precision. Strong evidence of the absence of any adverse effects on cancer risk is also confirmed by the CTT Collaboration report.

It is important to remain cautious in interpreting our results for combined end-points. In the majority of trials, power calculations were based on composite outcomes and not on single outcomes. Despite efforts to minimize bias in terms of blinding and use of intention to treat analysis, over one third of trials reported outcomes selectively. Eight trials did not report on adverse events at all. Moreover, the majority of trials focused their attention on different combinations of outcomes to ascertain a composite outcome. It was not always possible to ascertain or decipher these i.e. whether an individual who had a non-fatal clinical event followed by a fatal clinical event was counted as a clinical event under both categories. As a result, much useful data for this systematic review was lost. For example, the Japanese MEGA trials (whose study populations account of 24% of the total) provided data on combined fatal and non-fatal CHD events but not on fatal CHD events and non-fatal CHD events separately.

Furthermore, two of the larger trials were prematurely stopped because significant reductions in primary composite outcomes had been observed. This was also the case with the recently published JUPITER trial of rosuvastatin in people with raised C-reactive protein (JUPITER 2008) where the benefits of the reductions seen in a composite outcome of major cardiovascular events and specific endpoints at two years into the trial were considered sufficient to stop the trial. Nearly half the participants in the JUPITER trial suffered with metabolic syndrome and the baseline all-cause mortality rate in the control group was 1.25 per 100 patient years, 25% higher than in our systematic review. Early stopping of trials is of particular concern because in this and other situations early stopping may lead to an over-estimation of treatment effects particularly when the number of events is small. (Bassler 2007; Hlatky 2008; Montori 2005)

Caution also needs to be taken regarding the fact that all but one of the trials had some form of pharmaceutical industry sponsorship. It is now established that published pharmaceutical industry-sponsored trials are more likely than non-industry-sponsored trials to

report results and conclusions that favour drug over placebo due to biased reporting and/or interpretation of trial results (Als-Nielsen 2003). In primary prevention where world-wide the numbers of patients eligible for treatment are massive, there might be motivations to use composite outcomes and early stopping to get results that clearly support intervention.

Overall the populations sampled within this review were white, male and middle aged. Therefore, caution needs to be taken regarding generalisability to older people who may be at greater risk of side effects and to women who are at lower risk of CVD events. Potential hazards of statins have been highlighted in small studies and some, such as increased risk of cancers, can be discounted by the evidence from the trials. However, even the more recent trials have not assessed potentially important side effects (e.g. possible cognitive impairments suggested by a small trial: Muldoon 2000) or have played down real increases in risk of diabetes with intensive cholesterol lowering (JUPITER 2008).

Two major trials were excluded from this review because of our criterion of only including trials with fewer than 10% of participants having a prior CVD diagnosis. ALLHAT-LLT (ALLHAT-LLT 2002) randomised 14% participants with a history of CHD (other CVD diagnoses were not reported) and ASCOT-LLA (ASCOT-LLA 2003) randomised 18% participants with a history of stroke or TIA, peripheral vascular disease or other cardiovascular diseases. As these trials were predominantly of primary prevention, their findings are of some relevance to the question of primary prevention despite not fulfilling our criteria. ALLHAT-LLT did not find any strong evidence of a reduction in all-cause mortality (RR 0.99; 95% CI: 0.89 to 1.11) or in CHD deaths (RR 0.99; 95% CI: 0.84 to 1.16) in those randomised to pravastatin compared to usual care. ASCOT-LLA, which randomised participants to atorvastatin or placebo, also found no strong evidence of a reduction in all-cause mortality (RR 0.87; 95% CI: 0.71 to 1.06) or in CVD mortality (RR 0.90; 95% CI: 0.66 to 1.23) despite achieving much greater cholesterol lowering effects than observed in ALLHAT-LLA. Combining evidence from these two trials with the estimates made in this review, the effects for all-cause mortality attenuate to RR 0.91; 95% CI: 0.84 to 0.99 and for CVD mortality to RR 0.92; 95% CI: 0.81 to 1.05.

In an update to a previous review claiming that statins gave no overall benefit in primary prevention (Therapeutics Letter 2003), the effects on all-cause mortality in trials of statins for primary prevention were RR 0.93, 95% CI: 0.86 to 1.00 and this attenuated to RR 0.99, 95% CI: 0.90 to 1.08 when four trials with serious risks of bias were excluded in a sensitivity analysis (Therapeutics Letter 2010). On the basis of these findings and a recent meta-analysis that managed to obtain data solely on patients without prior CVD diagnoses from four large trials (ALLHAT-LLT 2002; ASCOT-LLA 2003; PROSPER 2002; WOSCOPS 1997) and reported a total mortality of RR 0.93, 95% CI: 0.86 to 1.00 (Ray 2010), it was concluded that any apparent mortality or net health

benefit of statins for primary prevention is more likely from trials where various biases may have arisen rather than a real effect (Therapeutics Letter 2010).

On the basis of our systematic review and these recent meta-analyses, it is clear that any decision to use statins for primary prevention should be made cautiously and in the light of an assessment of the patient's overall cardiovascular risk profile. Widespread use of statins in people at low risk of cardiovascular events - below a 1% annual all-cause mortality risk or an annual CVD event rate of below 2% observed in the control groups in the trials considered here - is not supported by the existing evidence. Furthermore, the tendency of trial protocols to remove patients suffering with comorbidities limits their generalisability to typical patient populations in whom decisions to prescribe statins have to be made.

Our review is not able to comment on cost-effectiveness as, surprisingly, few of the trials have published cost-effectiveness data to support their contentions that these drugs are worth using for primary prevention. Cost effectiveness analysis are price sensitive and need to be reviewed in the light of changes in cost and changes in prescribing (Ward 2007). Due to the assumed benefits of statin therapy in secondary prevention trials, and the recent systematic reviews (Baigent 2005; Brugts 2009; Mills 2008) concluding that statin prescribing may improve survival and be of benefit in the prevention of CVD in people without cardiovascular disease, the need for cost effectiveness analyses may be viewed as unnecessary. However, commentary on the JUPITER trial makes it clear that decisions to treat ever more people with statins depends on a careful appraisal of the balance of benefits to safety and costs (Hlatky 2008). As noted by commentators, JUPITER demonstrated that treating 120 people for 1.9 years with rosuvastatin (at a cost of about US\$287,000) would prevent one cardiovascular event (<http://blogs.nature.com/mfenner/2008/11/23/what-are-the-right-numbers-for-jupiter>; accessed 10 October 2010).

National Institute for Health & Clinical Excellence UK (NICE) has provided some estimates based on data to 2005 and conclude that an annual risk of a CHD event ranging from 3% to 0.5%, the ranges of cost per quality adjusted life year gained (QALY) gained were £10,000 to £31,000 at age 45 years, £13,000 to £40,000 at age 55 years using older generic statins (NICE 2006). Their guidance is to use statins "... as part of the management strategy for the primary prevention of CVD for adults who have a 20% or greater 10-year risk of developing CVD." Evidence supporting the use of statins as part of an overall strategy of identification of people at high risk of CVD events and lowering blood pressure and blood cholesterol has been produced for low and middle income countries (Lim 2007) and is now part of World Health Organisation policy for CVD prevention (WHO 2008b).

AUTHORS' CONCLUSIONS

Implications for practice

This current systematic review highlights the shortcomings in the published trials of statins for primary prevention. Selective reporting and inclusion of people with cardiovascular disease in many of the trials included in previous reviews of their role in primary prevention make the evidence impossible to disentangle without individual patient data. In people at high risk of cardiovascular events due to their risk factor profile (i.e. 20+% 10-year risk), it is likely that the benefits of statins are greater than potential short term harms although long-term effects (over decades) remain unknown. Caution should be taken in prescribing statins for primary prevention among people at low cardiovascular risk.

Implications for research

As newer statins are developed it is likely that further trials will be

conducted in lower risk populations to extend the evidence base particularly among younger people with adverse risk factor profiles which are associated with higher life time CVD risk (Berry 2009). It is important that these trials examine potential adverse effects of statins and report on them in an unbiased way. Use of composite outcomes is reasonable given the small number of events arising among low risk populations but disaggregation of events by cause is helpful for better understanding of the effects of statins and for future systematic reviews of trials. More attention should be given to studying possible cognitive impairment associated with use of statins. Individual patient data meta-analyses have provided an initial appraisal of the evidence available to 2011. Further updates focusing on effects of statins among people without pre-existing disease, examining a wider range of potential adverse effects and for a range of predicted CVD risk would help clarify the role of statins in primary prevention.

REFERENCES

References to studies included in this review

ACAPS 1994 {published data only}

Furberg C, Adams H, Appelgate W et al for the Asymptomatic Carotid Artery Progression Study (ACAPS) Research Group. Effect of lovastatin on early carotid atherosclerosis and cardiovascular events. *Circulation* 1994; **90**:1679–87.

Adult Japanese MEGA Study {published data only}

* Brookes L, Nakamura H. MEGA: Management of elevated cholesterol in the primary prevention group of adult Japanese. American Heart Association 2005 Scientific Sessions 2008.

Management of Elevated Cholesterol in the Primary Prevention Group of Adult Japanese (MEGA) Study Group. Design and baseline characteristics of a study of primary prevention of coronary events with pravastatin among Japanese with mildly elevated cholesterol levels. *Circulation Journal* 2004; **86**:60–7.

Nakamura H. The design and background characteristics of the study on the primary prevention of coronary events with pravastatin among Japanese with mildly elevated cholesterol levels (Japanese Mega Study). *Atherosclerosis* 2000; **151**(1): 136.

AFCAPS/TexCAPS 1998 {published data only}

* Downs JR, Clearfield M, Weis S, Whitney E, Shapiro DR, Beere PA, et al. Primary prevention of acute coronary events with lovastatin in men and women with average cholesterol levels: results of AFCAPS/TexCAPS. Air Force/Texas Coronary Atherosclerosis Prevention Study. *Journal of the American Medical Association* 1998; **279**(20):1615–22.

Ridker PM, Rifai N, Clearfield M, Downs JR, Weis SE, Miles JS, et al. Measurement of C-reactive protein for the targeting of statin therapy in the primary prevention of

acute coronary events. *New England Journal of Medicine*. 2001; **344**(26):1959–65.

ASPEN 2006 {published data only}

Knopp RH, D'Emden M, Smilde JG, Pocock SJ, on behalf of the ASPEN Study Group. Efficacy and Safety of Atorvastatin in the Prevention of Cardiovascular End Points in Subjects With Type 2 Diabetes. The Atorvastatin Study for Prevention of Coronary Heart Disease Endpoints in Non-Insulin-Dependent Diabetes Mellitus (ASPEN). *Diabetes Care* 2006; **29**(7):1478–85.

CAIUS 1996 {published data only}

Baldassarre D, Veglia F, Gobbi C, Gallus G, Ventura A, Crepaldi G, et al. Intima-media thickness after pravastatin stabilizes also in patients with moderate to no reduction in LDL-cholesterol levels: the carotid atherosclerosis Italian ultrasound study. *Atherosclerosis* 2000; **151**:575–83.

* Mercuri M, Bond G, Sirtori CR, Veglia F, Crepaldi G, Feruglio S, et al. Pravastatin reduces carotid intima-media thickness progression in an asymptomatic hypercholesterolemic Mediterranean population: the Carotid Atherosclerosis Italian Ultrasound Study. *American Journal of Medicine* 1996; **101**:627–34.

Sirtori CR, Bianchi G, Bond MG, D'Alo G, Gallus G, Liberatore S, et al. Pravastatin intervention trial on carotid artery atherosclerosis in patients with mild hypercholesterolemia: the CAIUS Study. *International Journal of Cardiac Imaging* 1995; **11**(Suppl 2):119–24.

CARDS 2004 {published data only}

* Colhoun HM, Betteridge DJ, Durrington PN, Hitman GA, Neil HAW, Livingstone SJ, et al. Primary prevention of cardiovascular disease with atorvastatin in type 2 diabetes in the Collaborative Atorvastatin Diabetes Study (CARDS): multicentre randomised placebo-controlled trial. *The Lancet* 2004; **364**:685–96.

Colhoun HM, Thomason MJ, Mackness MI, Maton

- SM, Betteridge DJ, Durrington PN, et al. Design of the Collaborative Atorvastatin Diabetes Study (CARDS) in patients with Type 2 Diabetes. *Diabetic Medicine* 2002;**19**: 201–11.
- CELL A 1996** *{published data only}*
Lindholm LH, Ekbom T, Dash C, Eriksson M, Tibblin G, Schersten B, et al. The impact of health care advice given in primary care on cardiovascular risk. *British Medical Journal* 1995;**310**:1105–9.
* Lindholm LH, Ekbom T, Dash C, Isacson A, Schersten B, for the CELL Study Group. Changes in cardiovascular risk factors by combined pharmacological strategies: the main results of the CELL Study. *Journal of Internal Medicine* 1996;**240**:13–22.
- CELL B 1996** *{published data only}*
Lindholm LH, Ekbom T, Dash C, Eriksson M, Tibblin G, Schersten B, et al. The impact of health care advice given in primary care on cardiovascular risk. *British Medical Journal* 1995;**310**:1105–9.
* Lindholm LH, Ekbom T, Dash C, Isacson A, Schersten B, for the CELL Study Group. Changes in cardiovascular risk factors by combined pharmacological and nonpharmacological strategies: the main results of the CELL Study. *Journal of Internal Medicine* 1996;**240**:13–22.
- Derosa 2003** *{published data only}*
Derosa G, Mugellini A, Ciccarelli L, Fogari R. Randomized, double-blind, placebo-controlled comparison of the action of orlistat, fluvastatin, or both on anthropometric measurements, blood pressure, and lipid profile in obese patients with hypercholesterolemia prescribed a standardized diet. *Clinical Therapeutics* 2003;**25**(4):1107–22.
- HYRIM 2004** *{published data only}*
Sigmund A, Hjelstuen AK, Hjermmann I, Bjerkan K, Holme I. Fluvastatin and lifestyle modification for reduction of carotid intima-media thickness and left ventricular mass progression in drug-treated hypertensives. *Atherosclerosis* 2004;**178**:387–97.
- KAPS 1995** *{published data only}*
Salonen R, Nyyssonen K, Porkkala E, Rummukainen J, Belder R, Park J-S, et al. Kuopio Atherosclerosis Prevention Study (KAPS). A population-based primary preventive trial of the effect of LDL lowering on atherosclerotic progression in carotid and femoral arteries. *Circulation* 1995;**92**: 1758–64.
- MRC/BHF Heart Protection** *{published data only}*
Heart Protection Study Collaborative Group. MRC/BHF Heart Protection Study of Cholesterol lowering with simvastatin in 20 536 high-risk individuals: a randomised placebo-controlled trial. *The Lancet* 2002;**360**:7–22.
- PHYLLIS A 2004** *{published data only}*
Zanchetti A, Crepaldi G, Bond M, Gallus G, Veglia F, et al. Different effects of anti-hypertensive regimens based on fosinopril or hydrochlorothiazide with or without lipid lowering pravastatin on progression of asymptomatic carotid atherosclerosis: principal results of PHYLLIS- a randomised double blind trial. *Stroke* 2004;**35**:2807–12.
- PHYLLIS B 2004** *{published data only}*
Zanchetti A, Crepaldi G, Bond M, Gallus G, Veglia F, et al. Different effects of anti-hypertensive regimens based on fosinopril or hydrochlorothiazide with or without lipid lowering pravastatin on progression of asymptomatic carotid atherosclerosis: principal results of PHYLLIS- a randomised double blind trial. *Stroke* 2004;**35**:2807–12.
- PREVEND IT 2004** *{published data only}*
Asselbergs FW, Diercks GFH, Hillege HL, van Boven AJ, Janssen WMT, Voors AA, et al. Effects of fosinopril and pravastatin on cardiovascular events in subjects with microalbuminuria. *Circulation* 2004;**110**:2809–16.
- WOSCOPS 1997** *{published data only}*
Caro J, Klittich W, McGuire A, Ford I, Norrie J, Pettit D, et al. The West of Scotland Coronary Prevention Study: economic benefit analysis of primary prevention with pravastatin. *British Medical Journal* 1997;**315**:1577–82.
Shepherd J, Cobbe SM, Ford I, Isles CG, Latimer AR, MacFarlane PW, et al. Prevention of coronary heart disease with pravastatin in men with hypercholesterolemia. *New England Journal of Medicine* 1995;**33**(20):1301–7.
The West of Scotland Coronary Prevention Study Group. A coronary primary prevention study of Scottish men aged 45–64 years: trial design. *Journal of Clinical Epidemiology* 1992;**45**(8):849–60.
* The West of Scotland Coronary Prevention Study Group. Baseline risk factors and their associations with outcome in the West of Scotland Coronary Prevention Study. *American Journal of Cardiology* 1997;**79**:756–62.
The West of Scotland Coronary Prevention Study Group. Compliance and adverse event withdrawal: their impact on the West of Scotland Coronary Prevention Study. *European Heart Journal* 1997;**18**:1718–24.
West of Scotland Coronary Prevention Group. West of Scotland Coronary Prevention Study: identification of high-risk groups and comparison with other cardiovascular intervention trials. *The Lancet* 1996;**348**:1339–42.
West of Scotland Coronary Prevention Study Group. Influence of pravastatin and plasma lipids on clinical events in the West of Scotland Coronary Prevention Study (WOSCOPS). *Circulation* 1998;**97**:1440–5.

References to studies excluded from this review

- ALLHAT-LLT 2002** *{published data only}*
The Anti-hypertensive and Lipid Lowering Treatment to Prevent Heart Attack Trial (ALLHAT-LLT). Major outcomes in moderately hypercholesterolemic, hypertensive patients randomised to pravastatin versus usual care. *JAMA* 2002;**288**:2998–3007.
- Anderson 1993** *{published data only}*
Anderson TJ, Meredith IT, Yeung AC, Frei B, Selwyn AP, Ganz P. The effect of cholesterol-lowering and anti-oxidant therapy on endothelium-dependent coronary vasomotion. *New England Journal of Medicine* 1993;**332**:488–93.

ASCOT-LLA 2003 *{published data only}*

O'Brien E. Anglo-Scandinavian Cardiac Outcomes Trial ASCOT. Main protocol summary & sub-study protocols. *Journal of Human Hypertension* 2001;**15**(Suppl 1):S1–S96.

Sever PS, Dahlof B, Poulter NR, Wedel H, Beevers G, Caulfield M, et al. Prevention of coronary and stroke events with atorvastatin in hypertensive patients who have average or lower-than-average cholesterol concentrations, in the Anglo-Scandinavian Cardiac Outcomes Trial - Lipid Lowering Arm (ASCOT-LLA): a multicentre randomised controlled trial. *The Lancet* 2003;**361**:1149–58.

Sever PS, Dahlof B, Poulter NR, Wedel H, Beevers G, Caulfield M, et al. Prevention of coronary and stroke events with atorvastatin in hypertensive patients who have average or lower-than-average cholesterol concentrations, in the Anglo-Scandinavian Cardiac Outcomes Trial - Lipid Lowering Arm (ASCOT-LLA): a multicentre randomised controlled trial. *Zeitschrift für Kardiologie* 2003;**92**:613.

Sever PS, Dahlof B, Poulter NR, Wedel H, Beevers G, Caulfield M, et al. Rationale, design, methods and baseline demography of participants of the Anglo-Scandinavian Cardiac Outcomes Trial. *Journal of Hypertension* 2001;**19**:1139–1147.

Svilaas A, Kjeldsen S, Midtbo K, Westheim A, Syvertsen JO. Statin therapy for hypertensive patients [Statinbehandling av blodtrykspasienter]. *Tidsskrift for Den Norske Lægeforening* 2004;**124**:165–6.

Bak 1998 *{published data only}*

Bak AA, Huizer J, Leijten PA, Rila H, Grobbee DE. Diet and pravastatin in moderate hypercholesterolaemia: a randomized trial in 215 middle-aged men free from cardiovascular disease. *Journal of Internal Medicine*. 1998;**244**(5):371–8.

BCAPS 2001 *{published data only}*

Hedblad B, Wikstrand J, Janzon L, Wedel H, Berglund G. Low dose metoprolol CR/XL and fluvastatin slow progression of carotid intima-media thickness: main results from the Beta-Blocker Cholesterol-Lowering Asymptomatic Plaque Study. *Circulation* 2001;**103**:1721–6.

Bocuzzi 1991 *{published data only}*

Bocuzzi SJ, Bocanegra TS, Walker JF, Shapiro DR, Keegan ME. Long-Term Safety and Efficacy Profile of Simvastatin. *American Journal of Cardiology* 1991;**68**:1127–1131.

Branchi *{published data only}*

Branchi A, Rovellini A, Fiorenza AM, Sommariva D. Effects of bezafibrate and of 2 HMG-CoA reductase inhibitors on lipoprotein (a) level in hypercholesterolemic patients. *International Journal of Clinical Pharmacology & Therapeutics*. 1995;**33**(6):345–50.

Cassader 1993 *{published data only}*

Cassader M, Rui G, Gambino R, Alemanno N, Veglia F, Pagano G. Hypercholesterolemia in non-insulin-dependent diabetes mellitus: different effect of simvastatin on VLDL and LDL cholesterol levels. *Atherosclerosis* 1993;**99**:47–53.

Chan 1996 *{published data only}*

Chan P, Tomlinson B, Lee CB, Pan WH, Lee YS. Beneficial effects of pravastatin on fasting hyperinsulinemia in elderly hypertensive hypercholesterolemic subjects. *Hypertension*. 1996;**28**(4):647–51.

CLIP 2002 *{published data only}*

Saito Y, Shirai K, Sasaki N, Shinomiya M, Yoshida S, for the Committee of the Chiba Lipid Intervention Program Study. Prognosis of hypercholesterolemic patients taking pravastatin for five years: the Chiba Lipid Intervention Program (CLIP) study. *Journal of Atherosclerosis and Thrombosis* 2002;**9**(2):99–108.

CRISP 1994 *{published data only}*

LaRosa JC, Applegate W, Crouse JR III, Hunninghake DB, Grimm R, Knopp R, et al. Cholesterol lowering in the elderly. results of the Cholesterol Reduction in Seniors Program (CRISP) pilot study. *Archives of Internal Medicine*. 1994;**154**(5):529–39.

Santanello NC, Barber BL, Applegate WB, Elam J, Curtis C, Hunninghake DB, et al. Effect of pharmacologic lipid lowering on health-related quality of life in older persons: results from the Cholesterol Reduction in Seniors Program (CRISP) Pilot Study. *Journal of the American Geriatric Society* 1997;**45**(1):8–14.

CURVES 1998 *{published data only}*

Jones PH, Kafonek S, Laurora I, Hunninghake DB. Comparative dose efficacy study of atorvastatin with that of lovastatin, pravastatin, simvastatin and fluvastatin in patients With hypercholesterolemia (the CURVES Study). *American Journal of Cardiology* 1998;**81**(5):582–7.

Dangas 1999 *{published data only}*

Dangas G, Badimon JJ, Smith DA, Unger AH, Levine D, Shao JH, et al. Pravastatin therapy in hyperlipidemia: effects on thrombus formation and the systemic hemostatic profile. *Journal of the American College of Cardiology*. 1999;**33**(5):1294–304.

Davidson 1997 *{published data only}*

Davidson M, McKenney J, Stein E, Schrott H, Bakker-Arkema R, Fayyad R, Black D, for the Atorvastatin Study Group. Comparison of one-year efficacy and safety of atorvastatin versus lovastatin in primary hypercholesterolemia. *American Journal of Cardiology* 1997;**79**:1475–81.

Duffy 2001 *{published data only}*

Duffy SJ, O'Brien RC, New G, Harper RW, Meredith IT. Effect of anti-oxidant treatment and cholesterol lowering on resting arterial tone, metabolic vasodilation and endothelial function in the human forearm: a randomized, placebo-controlled study. *Clinical & Experimental Pharmacology & Physiology*. 2001;**28**(5-6):409–18.

Egashira 1994 *{published data only}*

Egashira K, Hirooka Y, Kai H, Sugimachi M, Suzuki S, Inou T, Takeshita A. Reduction in serum cholesterol with pravastatin improves endothelium-dependent coronary vasomotion in patients with hypercholesterolemia. *Circulation* 1994;**89**:2519–24.

Eriksson 1998 {published data only}

Eriksson M, Hadell K, Holme I, Walldius G, Kjellstrom T. Compliance with and efficacy of treatment with pravastatin and cholestyramine: a randomized study on lipid-lowering in primary care. *Journal of Internal Medicine*. 1998;**243**(5): 373–80.

EXCEL 1990 {published data only}

Bradford RH, Shear CL, Chremos AN, Dujovne C, Downton M, Franklin FA, et al. Expanded Clinical Evaluation of Lovastatin (EXCEL) study results. I. Efficacy in modifying plasma lipoproteins and adverse event profile in 8245 patients with moderate hypercholesterolemia. *Archives of Internal Medicine* 1991;**151**(1):43–9.

Bradford RH, Shear CL, Chremos AN, Dujovne C, Franklin FA, Hesney M, et al. Expanded clinical evaluation of lovastatin (EXCEL) study: design and patient characteristics of a double-blind, placebo-controlled study in patients with moderate hypercholesterolemia. *American Journal of Cardiology*. 1990;**66**(8):44B–55B.

Bradford RH, Shear CL, Chremos AN, Dujovne CA, Franklin FA, Grillo RB, et al. Expanded Clinical Evaluation of Lovastatin (EXCEL) study results: two-year efficacy and safety follow-up. *American Journal of Cardiology* 1994;**74**(7):667–73.

Bradford RH, Shear CL, Chremos AN, Franklin FA, Nash DT, Hurley DP, et al. Expanded clinical evaluation of lovastatin (EXCEL) study results: III. Efficacy in modifying lipoproteins and implications for managing patients with moderate hypercholesterolemia. *American Journal of Medicine* 1991;**91**(1B):18S–24S.

FAST 2002 {published data only}

Sawayama Y, Shimizu C, Maeda N, Tatsukawa M, Kinukawa N, Koyanagi S, et al. Effects of probucal and pravastatin on common carotid atherosclerosis in patients with asymptomatic hypercholesterolemia. Fukuoka atherosclerosis trial (FAST). *Journal of the American College of Cardiology* 2002;**39**(4):610–6.

Ferrari 1993 {published data only}

Ferrari P, Weidmann P, Riesen WF, Martius F, Luban S, Pasotti E, et al. Pravastatin in the treatment of primary hypercholesterolemia: a Swiss multicenter study [Pravastatin zur Behandlung der primären Hypercholesterinämie: Schweizer Multizenter-Studie]. *Schweizerische Medizinische Wochenschrift [Journal Suisse de Medecine]* 1993;**123**(37): 1736–41.

Gentile 2000 {published data only}

Gentile S, Turco S, Guarino G, Sasso CF, Amodio M, Magliano P, et al. Comparative efficacy study of atorvastatin vs. simvastatin, pravastatin, lovastatin and placebo in type 2 diabetic patients with hypercholesterolaemia. *Diabetes, Obesity and Metabolism* 2000;**2**(6):355–62.

Glasser 1996 {published data only}

Glasser SP, DiBianco R, Effron BA, Faas F, Germino FW, Shane LE, et al. The efficacy and safety of pravastatin in patients aged 60 to 85 years with low-density lipoprotein cholesterol > 160 mg/dl. *The American Journal Of Cardiology* 1996;**77**:83–5.

Hokuriku NK-104 Study {published data only}

Noji Y, Higashikata T, Inazu A, Nohara A, Ueda K, Miyamoto S, et al. Long-term treatment with pitavastatin (NK-104), a new HMG-CoA reductase inhibitor, of patients with heterozygous familial hypercholesterolemia. *Atherosclerosis* 2002;**163**:157–64.

Hufnagel 2000 {published data only}

Hufnagel G, Vrtovsnik CMF, Queffeuou G, Kossari N, Mignon F. Effects of atorvastatin on dyslipidemia in uraemic patients on peritoneal dialysis. *Nephrology Dialysis Transplantation* 2000;**15**:684–8.

Italian Family Physician {published data only}

Cattin L, Da Col PG, Bordin P, Battello C, Petrucco A, Fonda M on behalf of the Italian Postmarketing Surveillance Simvastatin Study Group. Efficacy and safety of simvastatin in current clinical practice: The Italian Family Physician Simvastatin Study. *Current Therapeutic Research* 1996;**57**(6):418–29.

Jardine 2006 {published data only}

Jardine A, Holdaas H, Fellstrom B, Cole E, Nyberg G, et al. Fluvastatin prevents cardiac death and myocardial infarction in renal transplant recipients: post hoc analysis of the ALERT study. *American Journal of Transplantation* 2006;**4**(6):988–95.

Jones 1991 {published data only}

Jones PH, Farmer JA, Cressman MD, McKenney JM, Wright JT, Proctor JD, et al. Once-daily pravastatin in patients with primary hypercholesterolemia: a dose-response study. *Clinical Cardiology* 1991;**14**:146–51.

KLIS 2000 {published data only}

A coronary primary intervention study of Japanese men: study design, implementation and baseline data. The Kyushu Lipid Intervention Study Group. *Journal of Atherosclerosis & Thrombosis* 1996;**3**(2):95–104.

Sasaki J, Arakawa K, KLIS group. Abstract at XIIIth International Symposium on Atherosclerosis, Stockholm, Sweden, June 25–29 2000. Pravastatin use and risk of coronary events and cerebral infarction in Japanese men with hypercholesterolemia: The Kyushu Lipid Intervention Study (KLIS). *Atherosclerosis* 2000;**151**(1):37.

Lemaitre 2002 {published data only}

Lemaitre RN, Psaty BM, Heckbert SR, Kronmal RA, Newman AB, Burke GL. Therapy with hydroxymethylglutaryl coenzyme A reductase inhibitors (statins) and associated risk of incident cardiovascular events in older adults: evidence from the Cardiovascular Health Study. *Archives of Internal Medicine* 2002;**162**(12): 1395–400.

McGree McDremott 2003 {published data only}

McDermott MM, Guralnik JM, Greenland P, Pearce WH, Criqui MH, Liu K, et al. Statin use and leg functioning in patients with and without lower-extremity peripheral arterial disease. *Circulation* 2003;**107**:757–61.

Mohler 2003 *{published data only}*

Mohler E, Hiatt W, Creager M. Cholesterol reduction with atorvastatin improves walking distance in patients with peripheral arterial disease. *Circulation* 2003;**108**:1481–6.

Muldoon 1997 *{published data only}*

Muldoon MF, Barger SD, Ryan CM, Flory JD, Lehoczyk JP, Matthews KA, et al. Effects of lovastatin on cognitive function and psychological well-being. *American Journal of Medicine* 2000;**108**(7):538–46.

Muldoon MF, Flory JD, Marsland A, Manuck SB, Whiteside TL, Rabin B. Effects of lovastatin on the immune system. *American Journal of Cardiology*. 1997;**80**(10):1391–4.

Nephrotic Syndrome Study *{published data only}*

Olbricht CJ, Wanner C, Thiery J, Basten A, for the Simvastatin in Nephrotic Syndrome Study Group. Simvastatin in nephrotic syndrome. *Kidney International* 1999;**56**(Suppl. 71):S–113–6.

Ohta 2000 *{published data only}*

Ohta H, Masuda A, Fuyuki T, Sugimoto I, Suda Y, Makita K, et al. Usefulness of HMG-CoA reductase inhibitor in Japanese hyperlipidemic women within seven years of menopause. *Hormone Research*. 2000;**53**(3):120–4.

Oi 1997 *{published data only}*

Oi K, Komori H. Abstract of the 11th International Symposium on Atherosclerosis Paris, 5–9 October 1997. 2.P.51 Escape phenomenon during the long-term administration of pravastatin for hyperlipidemia associated with diabetes. *Atherosclerosis* 1997;**134**(1–2):127.

Ormiston 2003 *{published data only}*

Ormiston T, Wolkowitz OM, Reus VI, Manfredi F. Behavioral implications of lowering cholesterol levels: a double-blind pilot study. *Psychosomatics* 2003;**44**(5):412–4.

Pitt 1999 *{published data only}*

Pitt B, Waters D, Brown WV, van Boven AJ, Schwartz L, Title LM, et al. Aggressive lipid-lowering therapy compared with angioplasty in stable coronary artery disease. *New England Journal of Medicine* 1999;**341**(2):70–6.

POSCH 1990 *{published data only}*

Buchwald H, Campos CT, Boen JR, Nguyen PA, Williams SE, for the POSCH Group. Disease-free intervals after partial ileal bypass in patients with coronary heart disease and hypercholesterolemia: Report from the Program on the Surgical Control of the Hyperlipidemias (POSCH). *Journal of American College Cardiology* 1995;**26**:351–7.

Buchwald H, Campos CT, Matts JP, Fitch LL, Long JM, Varco RL, et al. Women in the POSCH trial. Effects of aggressive cholesterol modification in women with coronary heart disease. *Annals of Surgery* 1992;**216**(4):389–400.

Buchwald H, Matts JP, Fitch LL, Campos CT, Sanmarco ME, Amplatz K, et al. Changes in sequential coronary arteriograms and subsequent coronary events. *Journal of the American Medical Association* 1992;**268**(11):1429–33.

Buchwald H, Varco RL, Matts JP, Long JM, Fitch LL, Campbell GS, et al. Effect of partial ileal bypass surgery on mortality and morbidity from coronary heart disease in

patients with hypercholesterolemia. *New England Journal of Medicine* 1990;**323**:946–55.

Pravastatin Multi 1993 *{published data only}*

The Pravastatin Multinational Study Group for Cardiac Risk Patients. Effects of pravastatin in patients with serum total cholesterol levels from 5.2 to 7.8 mmol/liter (200 to 300 mg/dl) plus two additional atherosclerotic risk factors. *American Journal of Cardiology*. 1993;**72**(14):1031–7.

PROSPER 2002 *{published data only}*

Pravastatin benefits elderly patients: results of PROSPER study. *Cardiovascular Journal of Southern Africa* 2003;**14**(1):48.

Avorn J, Benner J, Ford I, Ganz DA, Gaw A, Glynn RJ, et al. Measuring the cost-effectiveness of lipid-lowering drugs in the elderly: the outcomes research and economic analysis components of the PROSPER trial. *Controlled Clinical Trials* 2002;**23**(6):757–73.

Baztan JJ, Hornillos M, Rodriguez-Manas L. More on PROSPER. *Lancet* 2003;**361**(9363):1135.

Blauw GJ, Shepherd J, Murphy MB, PROSPER study group. Dementia and statins. PROSPER study group. *Lancet* 2001;**357**(9259):881.

Collins R, Armitage J. High-risk elderly patients PROSPER from cholesterol-lowering therapy. *Lancet* 2002;**360**(9346):1618–9.

Fiorenza AM, Sommariva D, Branchi A. The PROSPER trial. *Lancet* 2003;**361**(9355):428.

Ford I, Blauw G, Murphy MB, et al. A Prospective Study of Pravastatin in the Elderly at Risk (PROSPER): screening experience and baseline characteristics. *Current Controlled Trials in Cardiovascular Medicine* 2002;**3**(1):8.

Houx PJ, Shepherd J, Blauw GJ, Murphy MB, Ford I, Bollen EL, et al. Testing cognitive function in elderly populations: the PROSPER study. Prospective Study of Pravastatin in the Elderly at Risk. *Journal of Neurology, Neurosurgery & Psychiatry*. 2002;**73**(4):385–9.

Kulbertus H, Scheen AJ. The PROSPER Study (PROspective study of pravastatin in the elderly at risk) [L'etude clinique du mois. L'etude PROSPER (PROspective study of pravastatin in the elderly at risk)]. *Revue Medicale de Liege* 2002;**57**(12):809–13.

Shepherd J. Preventing the next event in the elderly: the PROSPER perspective. *Atherosclerosis Supplements* 2003;**4**:17–22.

Shepherd J, Blauw GJ, Murphy MB, Bollen EL, Buckley BM, Cobbe SM, et al. Pravastatin in elderly individuals at risk of vascular disease (PROSPER): a randomised controlled trial. *Lancet*. 2002;**360**(9346):1623–30.

Shepherd J, Blauw GJ, Murphy MB, Cobbe SM, Bollen EL, Buckley BM, et al. The design of a prospective study of Pravastatin in the Elderly at Risk (PROSPER). PROSPER Study Group. Prospective Study of Pravastatin in the Elderly at Risk. *American Journal of Cardiology*. 1999;**84**(10):1192–7.

Sprecher 1994 *{published data only}*

Sprecher DL, Abrams J, Allen JW, Keane WF, Chrysant SG, Ginsberg H, et al. Low-dose combined therapy with

fluvastatin and cholestyramine in hyperlipidemic patients. *Annals of Internal Medicine* 1994;**120**:537–43.

Stein 1997 {published data only}

Stein E, Sprecher D, Allenby KS, Tosielle RL, Whalen E, Ripa SR, the Cerivastatin Study Group. Cerivastatin, a new potent synthetic HMG Co-A reductase inhibitor: effect of 0.2mg daily in subjects with primary hypercholesterolemia. *Journal of Cardiovascular Pharmacology and Therapeutics* 1997;**2**(1):7–16.

Su 2000 {published data only}

Su SF, Hsiao CL, Chu CW, Lee BC, Lee TM. Effects of pravastatin on left ventricular mass in patients with hyperlipidemia and essential hypertension. *American Journal of Cardiology*. 2000;**86**(5):514–8.

Tanaka 2001 {published data only}

Akira T, Nobuhiro Y, Saito Y, Kawakami M, Ohashi Y, Akanuma Y. A double-blind trial on the effects of atorvastatin on glycemic control in Japanese diabetic patients with hypercholesterolemia. *Clinica Chimica Acta* 2001;**312**:41–47.

Thomas 1993 {published data only}

Thomas ME, Harris KP, Ramaswamy C, Hattersley JM, Wheeler DC, Varghese Z, et al. Simvastatin therapy for hypercholesterolemic patients with nephrotic syndrome or significant proteinuria. *Kidney International*. 1993;**44**(5):1124–9.

Thrombosis Prevention {published data only}

The Medical Research Council's General Practice Research Framework. Thrombosis Prevention Trial: randomised trial of low-intensity oral anticoagulation with warfarin and low-dose aspirin in the primary prevention of ischaemic heart disease in men at increased risk. *The Lancet* 1998;**351**:233–41.

Wallace 2003 {published data only}

Wallace A, Chinn D, Rubin G. Taking Simvastatin in the morning compared with in the evening: randomised controlled trial. *British Medical Journal* 2003;**327**:788.

Yu-An 1998 {published data only}

Yu-An DP, Huey-Herng SW, An HC, Pei D. Efficacy and safety of fluvastatin in patients with non-insulin-dependent diabetes mellitus and hypercholesterolemia. *Atherosclerosis* 1998;**136**:S42.

References to studies awaiting assessment

JUPITER 2008 {published data only}

Ridker PM, Danielson E, Francisco MIA, Fonseca AH, Genest J, Gotto Jnr AM, et al. Rosuvastatin to prevent vascular events in men and women with elevated C-reactive protein. *New England Journal of Medicine* 2008;**359**(21):2195–207.

Additional references

Abramson 2007

Abramson J, Wright JM. Are lipid-lowering guidelines evidence-based?. *Lancet* 2007;**369**:168–9.

Als-Nielsen 2003

Als-Nielsen B, Chen W, Gluud C, Kjaergard LL. Association of funding and conclusions in randomized drug trials: a reflection of treatment effect or adverse events?. *JAMA* 2003;**290**(7):921–8.

Baigent 2005

Baigent C, Keech A, Kearney PM, Blackwell L, Buck G, Pollicino C, et al. Efficacy and safety of cholesterol-lowering treatment: prospective meta-analysis of data from 90,056 participants in 14 randomised trials of statins. *The Lancet* 2005;**366**(9493):1267–78.

Bartlett 2003

Bartlett C, Davey P, Dieppe P, Doyal L, Ebrahim S, Egger M. Women, older persons, and ethnic minorities: factors associated with their inclusion in randomised controlled trials of statins 1990 to 2001. *Heart* 2003;**89**:327–8.

Bartlett 2005

Bartlett C, Doyal L, Ebrahim S, Davey P, Bachmann M, Egger M, et al. The causes and effects of socio-demographic exclusions from clinical trials. *Health Technology Assessment* 2005;**9**(38):1–152.

Bassler 2007

Bassler D, Ferreira-Gonzalez I, Briel M, Cook DJ, Devereaux PJ, Heels-Ansdell D, et al. Systematic reviewers neglect bias that results from trials stopped early for benefit. *Journal of Clinical Epidemiology* 2007;**60**(9):869–73.

Beers 2003

Beers MH, Berkow R (Eds). *The Merck Manual of Diagnosis and Therapy*. <http://www.merck.com> (accessed 20 November 2003).

Berry 2009

Berry J, Liu K, Folsom AR, et al. Prevalence and progression of subclinical atherosclerosis in younger adults with low short-term but high lifetime estimated risk for cardiovascular disease. *Circulation* 2009;**119**:382–9.

Blauw 1997

Blauw GJ, Lagaay AM, Smelt AH, Westendorp RG. Stroke, statins, and cholesterol. A meta-analysis of randomized, placebo-controlled, double-blind trials with HMG-CoA reductase inhibitors. *Stroke* 1997;**28**:946–50.

Briel 2004

Briel M, Studer M, Glass TR, Bucher HC. Effects of statins on stroke prevention in patients with and without coronary heart disease: a meta-analysis of randomized controlled trials. *American Journal of Medicine* 2004;**117**(8):596–606.

Brugts 2009

Brugts JJ, Yetgin T, Hoeks SE, Gotto AM, Shepherd J, Westendorp RG, et al. The benefits of statins in people without established cardiovascular disease but with cardiovascular risk factors: meta-analysis of randomised controlled trials. *BMJ* 2009;**338**:b2376.

Chen 1991

Chen ZM, Peto R, Collins R. Serum cholesterol concentration and coronary heart disease in a population with low cholesterol concentrations. *British Medical Journal* 1991;**303**:276–82.

Cheung 2004

Cheung BM, Lauder IJ, Lau CP, Kumana CR. Meta-analysis of large randomized controlled trials to evaluate the impact of statins on cardiovascular outcomes. *British Journal of Clinical Pharmacology* 2004;**57**(5):640–51.

CTT Collaboration 2011

CTT Collaboration. Efficacy and safety of more intensive lowering of LDL cholesterol: a meta-analysis of data from 170,000 participants in 26 randomized trials. *Lancet* 2011; **376**:1670–81.

Dale 2006

Dale KM, Coleman CI, Henyan NN, Kluger J, White CM. Statins and cancer risk: a meta-analysis. *Journal of the American Medical Association* 2006;**295**(1):74–80.

Davey Smith 1992

Davey Smith G, Shipley MJ, Marmot MGM, Rose G. Plasma cholesterol concentrations and mortality in the Whitehall study. *Journal of American Medical Association* 1992;**267**:70–6.

Dickersin 1994

Dickersin K, Scherer R, Lefebvre C. Identifying relevant studies for systematic reviews. *British Medical Journal* 1994; **309**:1286–9.

Ebrahim 1998

Ebrahim S, Davey Smith G, McCabe C, Payne N, Pickin M, Sheldon TA, et al. Cholesterol and heart disease: screening and treatment. *Quality in Health Care* 1998;**7**:232–39.

Ebrahim 1999

Ebrahim S, Smith GD, McCabe C, Payne N, Pickin M, Sheldon TA, et al. What role for statins? A review and economic model. *Health Technology Assessment* 1999;**3**(19): 1–91. [MEDLINE: 20043367]

Ezzati 2002

Ezzati M, Lopez AD, Rodgers A, Vander Hoorn S, Murray CJL, and the Comparative Risk Assessment Collaborating Group. Selected major risk factors and global and regional burden of disease. *The Lancet* 2002;**360**:1347–60.

Gaziano 2007

Gaziano T. Reducing the growing burden of cardiovascular disease in the developing world. *Health Affairs* 2007;**26**(1): 13–24.

Higgins 2009

Higgins JPT, Green S (editors). *Cochrane Handbook for Systematic Reviews of Interventions* Version 5.0.2 [updated September 2009]. The Cochrane Collaboration, 2009. Available from www.cochrane-handbook.org. Chichester, UK: John Wiley & Sons, Ltd..

Hlatky 2008

Hlatky MA. Expanding the Orbit of Primary Prevention - Moving beyond JUPITER. *New England Journal of Medicine* 2008;**359**:2280–2.

HPSCG 2003

Heart Protection Study Collaborative Group. MRC/BHF Heart Protection Study of cholesterol-lowering with

simvastatin in 5963 people with diabetes: a randomised placebo-controlled trial. *The Lancet* 2003;**361**:2005–16.

Iribarren 1997

Iribarren C, Jacobs DR, Sidney S, Claxton AJ, Gross MD, Sadler M, et al. Serum total cholesterol and risk of hospitalisation, and death from respiratory disease. *International Journal of Epidemiology* 1997;**26**:1191–202.

Jackson 2001

Jackson PR, Wallis EJ, Haq IU, Ramsay E. Statins for primary prevention: at what coronary risk is safety assured?. *Journal of Clinical Pharmacology* 2001;**52**:439–446.

Jacobs 1997

Jacobs DR, Herbert B, Schreiner PJ, Sidney S, Iribarren C, Hulley S. Reduced cholesterol is associated with recent minor illness. The CARDIA study. *American Journal of Epidemiology* 1997;**146**:558–64.

Kashani 2006

Kashani A, Phillips CO, Foody JM, Wang Y, Mangalmurti S, Ko DT, et al. Risks associated with statin therapy: A systematic overview of randomized clinical trials. *Circulation* 2006;**114**(25):2788–97.

Katerndahl 1999

Katerndahl DA, Lawler WR. Variability in meta-analytic results concerning the value of cholesterol reduction in coronary heart disease: A meta-meta-analysis. *American Journal of Epidemiology* 1999;**149**(5):429–41.

LaRosa 1994

LaRosa JC, Applegate W, Crouse JR3rd, Hunninghake DB, Grimm R, Knopp R, et al. Cholesterol lowering in the elderly. Results of the Cholesterol Reduction in Seniors Program (CRISP) pilot study. *Archives of Internal Medicine* 1994;**154**(5):529–39.

LaRosa 1999

LaRosa JC, He J, Vupputuri S. Effect of statins on risk of coronary disease. A meta-analysis of randomized controlled trials. *Journal of the American Medical Association* 1999;**282**: 2340–6.

Law 2003

Law MR, Wald NJ, Rudnicka AR. Quantifying effect of statins on low density lipoprotein cholesterol, ischaemic heart disease, and stroke: systematic review and meta-analysis. *British Medical Journal* 2003;**326**:1–7.

Lefebvre 1996

Lefebvre C, McDonald S. Development of a sensitive search strategy for reports of randomized controlled trials in EMBASE. Paper presented at the Fourth International Cochrane Colloquium 20–24 Oct 1996. 1996.

Lim 2007

Lim SS, Gaziano TA, Gakidou E, et al. Prevention of cardiovascular disease in high-risk individuals in low-income and middle-income countries: health effects and costs. *Lancet* 2007;**370**:2054–62.

Manuel 2006

Manuel D, Kwong K, Tanuseputro P, Lim J, Mustard C, et al. Effectiveness and efficiency of different guidelines on

- statin treatment for preventing deaths from coronary heart disease: modeling study. *British Medical Journal* 2006;**332**(1419):1–5.
- Mills 2008**
Mills EJ, Rachlis B, Wu P, Devereaux PJ, Arora P, Perri D, et al. Primary prevention of cardiovascular mortality and events with statin treatments: a network meta-analysis involving more than 65,000 patients. *Journal of the American College of Cardiology* 2008;**52**:1769–81.
- Montori 2005**
Montori VM, Devereaux PJ, Adhikari NK, Burns KE, Eggert CH, Briel M, et al. Randomized trials stopped early for benefit: a systematic review. *JAMA* 2005;**294**(17):2228–30.
- Muldoon 2000**
Muldoon MF, Barger SD, Ryan CM, Flory JD, Lehoczy JP, Matthews KA, et al. Effects of lovastatin on cognitive function and psychological well-being. *American Journal of Medicine* 2000;**108**:538–47.
- Muldoon 2001**
Muldoon MF, Manuck SB, Mendelsohn AB, Kaplan JR, Belle SH. Cholesterol reduction and nonillness mortality: metaanalysis of randomised clinical trials. *British Medical Journal* 2001;**322**:11–15.
- NICE 2006**
National Institute for Health and Clinical Excellence. Technology Appraisal TA94: Statins for the prevention of cardiovascular events in patients at increased risk of developing cardiovascular disease or those with established cardiovascular disease. 2006. <http://www.nice.org.uk/TA094> [accessed 10.10.2010] (accessed 10 October 2010).
- Pignone 2000**
Pignone M, Phillips C, Mulrow C. Use of lipid lowering drugs for primary prevention of coronary heart disease: metaanalysis of randomised trials. *British Medical Journal* 2000;**321**:1–5.
- Prospective Studies Collaboration 2007**
Prospective Studies Collaboration. Collaborative meta-analysis of 61 studies of vascular risk factors (blood cholesterol, blood pressure, body mass index, diabetes) and cause-specific mortality. *The Lancet* 2007;**370**:1829–39.
- Ramsay 1996**
Ramsay LE, Haq IU, Jackson PR, Yeo WW, Pickin DM, Payne, JN. Targeting lipid-lowering drug therapy for primary prevention of coronary disease: an updated Sheffield table. *The Lancet* 1996;**348**:387–8.
- Ray 2010**
Ray KK, Sreenivasha RKS, Erqou S, Sever P, Jukema JW, Ford I, et al. Statins and all-cause mortality in high-risk primary prevention. A meta-analysis of 11 randomized controlled trials involving 65,229 participants. *Archives of Internal Medicine* 2010;**170**:1024–31.
- Silva 2006**
Silva MA, Swanson AC, Gandhi PJ, Tataronis GR. Statin-related adverse events: a meta-analysis. *Clinical Therapeutics* 2006;**28**(1):26–35.
- Sterne 2001**
Sterne J, Egger M, Davey Smith G. Investigating and dealing with publication and other biases. In: Egger M, Davey Smith G, Altman D editor(s). *Systematic reviews in health care. Meta-analysis in context*. 2. London: British Medical Journal Books, 2001:189–208.
- Thavendiranathan 2006**
Thavendiranathan P, Bagai A, Brookhart MA, Choudhry NK. Primary prevention of cardiovascular diseases with statin therapy: a meta-analysis of randomized controlled trials. *Archives of Internal Medicine* 2006;**166**(21):2307–13.
- Therapeutics Letter 2003**
Jauca C, Wright JM. Do statins have a role in primary prevention?. *Therapeutics Letter* 2003; Vol. 48.
- Therapeutics Letter 2010**
Wright JM. Do statins have a role in primary prevention? An update. *Therapeutics Letter* 2010; Vol. 77.
- Vrečer, 2003**
Vrečer M, Turk S, Drinovec J, Mrhar A. Use of statins in primary and secondary prevention of coronary heart disease and ischemic stroke. Meta-analysis of randomized trials. *International Journal of Clinical Pharmacology Therapeutics* 2003;**41**(12):567–77.
- Walley 2004**
Walley T, Folino-Gallo P, Schwabe U, Van Ganse E. Variations and increase in use of statins across Europe. *British Medical Journal* 2004;**328**:385–6.
- Ward 2007**
Ward S, Lloyd Jones M, Pandor A, Holmes M, Ara R, Ryan A, et al. A systematic review and economic evaluation of statins for the prevention of coronary events. *Health Technology Assessment* 2007;**11**(14):1–160.
- Wardle 1996**
Wardle J, Armitage J, Collins R, Wallendszus K, Keech A, Lawson A. Randomised placebo controlled trial of effect on mood of lowering cholesterol concentration. *British Medical Journal* 1996;**313**:75–8.
- WHO 2008**
WHO. Cardiovascular disease. *The World Health report*. Accessed online at www.who.int/cardiovascular_diseases/en/ 2008 September 30th. Geneva: WHO, 2008.
- WHO 2008b**
World Health Organization. *2008-2013 Action Plan for the global strategy for the prevention and control of noncommunicable diseases*. Geneva: WHO, 2008.
- Wilt 2004**
Wilt TJ, Bloomfield HE, MacDonald R, Nelson D, Rutks I, Ho M, et al. Effectiveness of statin therapy in adults with coronary heart disease. *Archives of Internal Medicine* 2004;**164**(13):1427–36.

Yusuf 2001

Yusuf S, Reddy S, Ounpuu S, Anand S. Global burden of cardiovascular diseases. Part 1: General considerations, the epidemic transition, risk factors, and impact of urbanisation. *Circulation* 2001;**104**:2746–53.

* *Indicates the major publication for the study*

CHARACTERISTICS OF STUDIES

Characteristics of included studies [ordered by study ID]

ACAPS 1994

Methods	Randomised trial 4x4 factorial	
Participants	919 participants based in the USA aged 40 - 79 (mean age of 62); 52% male	
Interventions	20mg lovastatin + 1mg warfarin versus placebo followed up for 34 months	
Outcomes	Carotid atherosclerosis, cholesterol, fatal + non-fatal CHD events, stroke	
Notes		
<i>Risk of bias</i>		
Bias	Authors' judgement	Support for judgement
Random sequence generation (selection bias)	Low risk	Blocked randomisation stratified by centre
Allocation concealment (selection bias)	Unclear risk	Not described
Blinding (performance bias and detection bias) All outcomes	Low risk	Carers and patients were blinded
Incomplete outcome data (attrition bias) All outcomes	Low risk	
Selective reporting (reporting bias)	Low risk	

Adult Japanese MEGA Study

Methods	Randomised trial	
Participants	8009 participants with hypercholesterolaemia based in Japan aged 40-70 (mean age 59) ; 32% male	
Interventions	10-20mg pravastatin versus placebo; all participants got advice on diet; follow-up 5 years	
Outcomes	Primary: composite of major CVD events, sudden cardiac death, angina and revascularisation. Single outcomes included: all cause mortality, total CVD events, fatal and non-fatal MI, stroke and TIA events, sudden cardiac death, angina and revascularisation, cholesterol, adverse events	
Notes		

Adult Japanese MEGA Study (Continued)

Risk of bias		
Bias	Authors' judgement	Support for judgement
Random sequence generation (selection bias)	Unclear risk	Not described
Allocation concealment (selection bias)	Unclear risk	Not described
Blinding (performance bias and detection bias) All outcomes	High risk	open label for patients since placebo-controlled trials in Japan are regarded with suspicion
Incomplete outcome data (attrition bias) All outcomes	Unclear risk	Not described
Selective reporting (reporting bias)	Low risk	other than adverse events in detail

AFCAPS/TexCAPS 1998

Methods	Randomised trial
Participants	6606 participants in Texas, USA; mean age 58; 57.5% male; 89% Caucasian
Interventions	20-40 mg lovastatin compared with placebo; follow-up for 5.2 years; all participants received advice on diet
Outcomes	Primary: composite of fatal and nonfatal MI and fatal CHD events. Single outcomes included: all cause mortality, fatal and non-fatal CVD + stroke events, heart failure and adverse events
Notes	Trial was stopped prematurely. To be terminated when 320 participants had experienced primary outcome event. Stopped when 267 had done so

Risk of bias		
Bias	Authors' judgement	Support for judgement
Random sequence generation (selection bias)	Unclear risk	Not described
Allocation concealment (selection bias)	Unclear risk	Not described
Blinding (performance bias and detection bias) All outcomes	Low risk	double blind-participants and personnel

AFCAPS/TexCAPS 1998 (Continued)

Incomplete outcome data (attrition bias) All outcomes	Low risk	Intention to treat analysis used
Selective reporting (reporting bias)	Low risk	other than results for cholesterol

ASPEN 2006

Methods	Randomised trial
Participants	2,410 participants with type 2 diabetes based in 16 developed countries with mean age 60; 62.5% male; 84% Caucasian
Interventions	10mg atorvastatin versus placebo; follow-up of 2.4 years (for primary prevention participants)
Outcomes	Primary: composite of fatal MI, stroke, sudden cardiac death, heart failure, CVD death. Single outcomes included: non-fatal or silent MI + stroke, revascularisation, resuscitated cardiac arrest, TIA, unstable angina, peripheral arterial disease, Ischaemic heart failure and adverse events
Notes	Primary prevention participants recruited 2-3 years into the study

Risk of bias

Bias	Authors' judgement	Support for judgement
Random sequence generation (selection bias)	Unclear risk	Not described
Allocation concealment (selection bias)	Unclear risk	Not described
Blinding (performance bias and detection bias) All outcomes	Low risk	double-blind: participants and outcome assessors
Incomplete outcome data (attrition bias) All outcomes	Low risk	Intention to treat analysis used
Selective reporting (reporting bias)	Low risk	other than not providing results on adverse events for primary prevention group

CAIUS 1996

Methods	Randomised trial
Participants	305 participants with hypercholesterolaemia based in Italy with mean age 55; 53% male
Interventions	40mg pravastatin versus placebo; follow-up of three years
Outcomes	Slope of carotid artery, fatal and nonfatal MI, angina, revascularisations, cholesterol and adverse events
Notes	

Risk of bias

Bias	Authors' judgement	Support for judgement
Random sequence generation (selection bias)	Low risk	Independent co-ordinating centre controlled allocation
Allocation concealment (selection bias)	Low risk	Independent co-ordinating centre controlled allocation
Blinding (performance bias and detection bias) All outcomes	Unclear risk	double-blind: participants and personnel
Incomplete outcome data (attrition bias) All outcomes	Low risk	Intention to treat analysis used
Selective reporting (reporting bias)	Low risk	

CARDS 2004

Methods	Randomised control trial
Participants	2838 participants with diabetes based in UK and Ireland aged 40-75 years (mean 61.7); 68% male; 94.5% Caucasian
Interventions	10mg atorvastatin, all patients were given counselling on cessation of smoking; follow up of 3.9-4 years
Outcomes	Primary: composite of fatal and nonfatal MI, acute CHD death, resuscitated cardiac arrest. Single outcomes included: all cause mortality, fatal and non-fatal or silent MI + stroke, revascularisation, resuscitated cardiac arrest, total CVD events, adverse events and cholesterol
Notes	Trial stopped prematurely due to large beneficial treatment effect

Risk of bias

Bias	Authors' judgement	Support for judgement
-------------	---------------------------	------------------------------

CARDS 2004 (Continued)

Random sequence generation (selection bias)	Low risk	computer generated randomisation code
Allocation concealment (selection bias)	Low risk	Staff and patients unaware of computer generated randomisation code
Blinding (performance bias and detection bias) All outcomes	Low risk	triple-blind: participants, personnel and outcome assessors
Incomplete outcome data (attrition bias) All outcomes	Low risk	Intention to treat analysis used
Selective reporting (reporting bias)	Low risk	

CELL A 1996

Methods	Randomised trial; 2x3 factorial design
Participants	228 participants with hyperlipidaemia based in Sweden with a mean age of 49; 85% male
Interventions	10-40mg pravastatin plus intensive dietary advice versus placebo; follow-up for 18 months
Outcomes	Fatal MI, cholesterol, quality of life.
Notes	

Risk of bias

Bias	Authors' judgement	Support for judgement
Random sequence generation (selection bias)	Low risk	Not described
Allocation concealment (selection bias)	Low risk	Randomisation performed separately for each centre with numbers allocated to intervention and control groups
Blinding (performance bias and detection bias) All outcomes	Low risk	double-blind: participants and personnel
Incomplete outcome data (attrition bias) All outcomes	Low risk	Intention to treat analysis used

CELL A 1996 (Continued)

Selective reporting (reporting bias)	High risk	adverse events rates not provided for each group
--------------------------------------	-----------	--

CELL B 1996

Methods	Randomised trial; 2x3 factorial design
Participants	227 participants with hyperlipidaemia based in Sweden with a mean age of 49; 85% male
Interventions	10-40mg pravastatin plus dietary advice versus placebo; follow-up for 18 months
Outcomes	Fatal MI, cholesterol, quality of life.
Notes	

Risk of bias

Bias	Authors' judgement	Support for judgement
Random sequence generation (selection bias)	Low risk	Not described
Allocation concealment (selection bias)	Low risk	Randomisation performed separately for each centre with numbers allocated to intervention and control groups
Blinding (performance bias and detection bias) All outcomes	Low risk	double-blind: participants and personnel
Incomplete outcome data (attrition bias) All outcomes	Low risk	Intention to treat analysis used
Selective reporting (reporting bias)	Unclear risk	CVD and adverse events rates not provided for each group

Derosa 2003

Methods	Randomised trial
Participants	47 participants with hypercholesterolaemia based in Italy with a mean age of 51; 46% male
Interventions	80mg fluvastatin versus placebo; all participants were given advice on diet and exercise ; follow-up for one year

Derosa 2003 (Continued)

Outcomes	Adverse events, cholesterol.	
Notes		
<i>Risk of bias</i>		
Bias	Authors' judgement	Support for judgement
Random sequence generation (selection bias)	Low risk	Envelopes containing randomisation codes prepared by statistician
Allocation concealment (selection bias)	Low risk	Allocation code could only be identified by statistician and person responsible for statistical analysis
Blinding (performance bias and detection bias) All outcomes	Low risk	single blind: participants
Incomplete outcome data (attrition bias) All outcomes	Low risk	Intention to treat analysis used
Selective reporting (reporting bias)	Low risk	

HYRIM 2004

Methods	Randomised trial 2x2 factorial design	
Participants	287 men with hypertension based in Norway aged 40-75 years (mean age 57)	
Interventions	40mg fluvastatin; follow up four years	
Outcomes	Primary: composite of fatal and nonfatal MI, + stroke, angina, sudden CHD death, TIA and heart failure. MACE: composite of cardiac death, fatal and nonfatal MI and revascularisation. Single outcomes included: adverse events, cholesterol	
Notes		
<i>Risk of bias</i>		
Bias	Authors' judgement	Support for judgement
Random sequence generation (selection bias)	Unclear risk	Not described
Allocation concealment (selection bias)	Unclear risk	Not described

HYRIM 2004 (Continued)

Blinding (performance bias and detection bias) All outcomes	Low risk	double-blind: participants and personnel
Incomplete outcome data (attrition bias) All outcomes	Unclear risk	Not described
Selective reporting (reporting bias)	Low risk	mostly but not for adverse events and cholesterol level at baseline and at 4 year follow-up not provided

KAPS 1995

Methods	Randomised trial
Participants	447 men based in Finland aged 44-65 years (mean 57)
Interventions	40mg pravastatin versus placebo; follow-up of 3 years
Outcomes	Carotid atherosclerotic progression, total mortality, fatal and non-fatal MI events, stroke, adverse events, cholesterol, other cardiac death, revascularisations, non cardiac death and heart failure
Notes	

Risk of bias

Bias	Authors' judgement	Support for judgement
Random sequence generation (selection bias)	Low risk	Biostatistician prepared randomisation scheme-
Allocation concealment (selection bias)	Low risk	Tablets were masked by pharmaceutical company
Blinding (performance bias and detection bias) All outcomes	Low risk	double-blind: participants and personnel
Incomplete outcome data (attrition bias) All outcomes	High risk	17% patients dropped out and were excluded from the analysis
Selective reporting (reporting bias)	Low risk	

MRC/BHF Heart Protection

Methods	randomised trial (2x2 factorial design)
Participants	3982 patients with no prior CHD with diabetes mellitus as a subset of 20,536 UK adults aged 40-80 years
Interventions	40mg simvastatin compared with placebo, follow up 5.3 years for all participants
Outcomes	Composite of coronary and vascular events, stroke, revascularisations
Notes	

Risk of bias

Bias	Authors' judgement	Support for judgement
Random sequence generation (selection bias)	Low risk	Not described
Allocation concealment (selection bias)	Low risk	Central telephone system used
Blinding (performance bias and detection bias) All outcomes	Low risk	double blind: participants and outcome assessors
Incomplete outcome data (attrition bias) All outcomes	Unclear risk	Not described
Selective reporting (reporting bias)	High risk	only CVD event results provided for this subgroup

PHYLLIS A 2004

Methods	Randomised trial 4x4 factorial
Participants	253 men and women aged 45-70 (mean age 58) with hypertension, hypercholesterolaemia and asymptomatic carotid atherosclerosis based in Italy
Interventions	25 mg hydrochlorothiazide + 40 mg pravastatin followed up for 2.6 years
Outcomes	Primary outcomes: carotid atherosclerosis. Secondary outcomes: non-fatal MI, CVD death, stroke, cholesterol and cancer
Notes	

Risk of bias

Bias	Authors' judgement	Support for judgement
-------------	---------------------------	------------------------------

PHYLLIS A 2004 (Continued)

Random sequence generation (selection bias)	Low risk	Randomisation was computer generate in blocks of 4
Allocation concealment (selection bias)	Unclear risk	Not described
Blinding (performance bias and detection bias) All outcomes	Low risk	
Incomplete outcome data (attrition bias) All outcomes	Low risk	
Selective reporting (reporting bias)	Low risk	

PHYLLIS B 2004

Methods	Randomised trial 4x4 factorial
Participants	255 men and women aged 45-70 (mean age 58) with hypertension, hypercholesterolaemia and asymptomatic carotid atherosclerosis based in Italy
Interventions	20 mg fosinopril + 40 mg pravastatin followed up for 2.6 years
Outcomes	Primary outcomes: carotid atherosclerosis. Secondary outcomes: non-fatal MI, CVD death, stroke, cholesterol and cancer
Notes	

Risk of bias

Bias	Authors' judgement	Support for judgement
Random sequence generation (selection bias)	Low risk	Randomisation was computer generate in blocks of four.
Allocation concealment (selection bias)	Unclear risk	Not described
Blinding (performance bias and detection bias) All outcomes	Low risk	
Incomplete outcome data (attrition bias) All outcomes	Low risk	
Selective reporting (reporting bias)	Low risk	

PREVEND IT 2004

Methods	Randomised trial 2x2 factorial design
Participants	864 participants with microalbuminuria based in Holland aged 28-75 years (mean age 51); 64.5% male; 96% Caucasian
Interventions	40mg pravastatin versus placebo; follow-up 3.8 years
Outcomes	Primary outcome: composite of fatal and non-fatal CVD events. Single outcomes included fatal CVD events, stroke, heart failure, nonfatal MI and cholesterol
Notes	

Risk of bias

Bias	Authors' judgement	Support for judgement
Random sequence generation (selection bias)	Low risk	Randomisation was computer generated.
Allocation concealment (selection bias)	Low risk	Subjects randomised were allocated to a treatment number.
Blinding (performance bias and detection bias) All outcomes	Low risk	double blind
Incomplete outcome data (attrition bias) All outcomes	High risk	Intention to treat analysis confined to CVD events, 6% dropped out
Selective reporting (reporting bias)	Low risk	

WOSCOPS 1997

Methods	Randomised trial
Participants	6595 men with hypercholesterolaemia based in Scotland aged 45-64 (mean age 55)
Interventions	40mg pravastatin versus placebo; follow-up 4.9 years
Outcomes	Primary outcome: composite of non-fatal MI and CHD death. Single outcomes included total mortality, fatal CVD events, cholesterol, revascularisations, non-fatal MI and CHD death and adverse events
Notes	

Risk of bias

Bias	Authors' judgement	Support for judgement

WOSCOPS 1997 (Continued)

Random sequence generation (selection bias)	Low risk	Not described
Allocation concealment (selection bias)	Low risk	All trial personnel remained unaware of the subject's treatment assignment throughout the study
Blinding (performance bias and detection bias) All outcomes	Low risk	double-blind: participants and personnel
Incomplete outcome data (attrition bias) All outcomes	Low risk	Intention to treat analysis used
Selective reporting (reporting bias)	Low risk	

Characteristics of excluded studies [ordered by study ID]

Study	Reason for exclusion
ALLHAT-LLT 2002	15% patients had history of CVD
Anderson 1993	No Placebo - Statin + antioxidant versus Statin + antioxidant
ASCOT-LLA 2003	18% patients had history of CVD
Bak 1998	Treatment length was only 6 months
BCAPS 2001	11% had history of CVD
Bocuzzi 1991	Not an RCT - all participants were given Simvastatin
Branchi	Control Group was not randomised
Cassader 1993	Treatment length was only 24 weeks
Chan 1996	Treatment length is only nine months
CLIP 2002	Not an RCT - All participants were given Pravastatin
CRISP 1994	Treatment length is only 48 weeks
CURVES 1998	No Placebo - Statin Versus Statin
Dangas 1999	Treatment length is only six months

(Continued)

Davidson 1997	No Placebo - Statin Versus Statin
Duffy 2001	Treatment length is only six months
Egashira 1994	Not an RCT - All participants were given Pravastatin
Eriksson 1998	No control group - Pravastatin vs. Cholestyramine
EXCEL 1990	Treatment length was only 48 weeks
FAST 2002	Over 40% had CVD and over 14% had CHD
Ferrari 1993	Treatment length is only 26 weeks
Gentile 2000	Treatment length was only 24 weeks
Glasser 1996	Length of treatment is only 12 weeks
Hokuriku NK-104 Study	Not an RCT - All participants were given intravasating
Hufnagel 2000	Treatment length is only four months
Italian Family Physician	Not an RCT - open labelled
Jardine 2006	Outcomes provided were aggregated. Unable to ascertain actual numbers for cardiac death and myocardial infarction
Jones 1991	Length of treatment is only eight weeks
KLIS 2000	Not randomised
Lemaitre 2002	Cohort study
McGrae McDremott 2003	Subjects were not randomised to statins or no statins
Mohler 2003	Patients recruited had peripheral arterial disease
Muldoon 1997	Treatment length is only six months
Nephrotic Syndrome Study	Treatment length was only nine months
Ohta 2000	Treatment length is only six months
Oi 1997	No placebo or control group
Ormiston 2003	Not an RCT - all participants were given statins

(Continued)

Pitt 1999	No Placebo - Statins versus Angioplasty
POSCH 1990	Statins were not used
Pravastatin Multi 1993	Treatment length was only 26 weeks
PROSPER 2002	More than 10% of the participants had CVD
Sprecher 1994	Treatment length is only 24 weeks
Stein 1997	Treatment length is only four weeks
Su 2000	Treatment length is only six months
Tanaka 2001	Treatment length is only 12 weeks
Thomas 1993	Treatment length is only 24 weeks
Thrombosis Prevention	Statins were not used
Wallace 2003	Treatment length was only 8 weeks
Yu-An 1998	Treatment length was less than one year

Characteristics of studies awaiting assessment *[ordered by study ID]*

JUPITER 2008

Methods	Randomised trial
Participants	17,802 participants >50 years without history of CVD
Interventions	Rosuvastatin 20 mg daily
Outcomes	All cause mortality, fatal and non fatal CVD events, revascularisation
Notes	Stopped prematurely

DATA AND ANALYSES

Comparison 1. Adverse Events

Outcome or subgroup title	No. of studies	No. of participants	Statistical method	Effect size
1 Number of study participants that had Adverse Events	8	19555	Risk Ratio (M-H, Fixed, 95% CI)	0.99 [0.94, 1.05]
2 Number of Study Participants that Stopped Treatment Due to Adverse Events	5	17328	Risk Ratio (M-H, Random, 95% CI)	0.97 [0.85, 1.10]
3 Number of Study Participants that were admitted to Hospital	1	1905	Risk Ratio (M-H, Fixed, 95% CI)	1.03 [0.74, 1.45]
4 Number of Study Participants underwent revascularisation	5	18173	Risk Ratio (M-H, Fixed, 95% CI)	0.66 [0.53, 0.83]
5 Number of Study Participants who developed cancer	7	17277	Risk Ratio (M-H, Fixed, 95% CI)	0.98 [0.85, 1.12]
6 Number of Study Participants who develop Myalgia or muscle pain	4	16464	Risk Ratio (M-H, Fixed, 95% CI)	0.96 [0.81, 1.14]
7 Number of Study Participants who develop Rhabdomyolysis	1	6605	Risk Ratio (M-H, Fixed, 95% CI)	0.33 [0.03, 3.20]
8 Number of Study Participants who had elevated Liver Enzymes	2	7031	Risk Ratio (M-H, Fixed, 95% CI)	1.58 [0.77, 3.25]
9 Number of Study Participants that developed Prostate Cancer	1	6605	Risk Ratio (M-H, Fixed, 95% CI)	1.01 [0.78, 1.31]
10 Number of Study Participants who developed Melanoma	2	13200	Risk Ratio (M-H, Random, 95% CI)	0.75 [0.39, 1.48]
11 Number of Study Participants who developed Colon Cancer	1	6605	Risk Ratio (M-H, Fixed, 95% CI)	1.25 [0.70, 2.24]
12 Number of Study Participants who developed Lung Cancer	1	6605	Risk Ratio (M-H, Fixed, 95% CI)	1.29 [0.69, 2.43]
13 Number of Study Participants who develop Lymphoma	1	6605	Risk Ratio (M-H, Fixed, 95% CI)	1.09 [0.48, 2.47]
14 Number of Study Participants who develop Bladder Cancer	1	6605	Risk Ratio (M-H, Fixed, 95% CI)	1.09 [0.48, 2.47]
15 Number of Study Participants who develop Breast Cancer	1	6605	Risk Ratio (M-H, Fixed, 95% CI)	1.44 [0.62, 3.37]
16 Number who developed Gastro-intestinal Cancers	1	6595	Risk Ratio (M-H, Fixed, 95% CI)	1.23 [0.73, 2.05]
17 Number of Study Participants who developed Genito-urinary tract Cancers	1	6595	Risk Ratio (M-H, Fixed, 95% CI)	0.96 [0.57, 1.63]
18 Number who developed Respiratory Tract Cancers	1	6595	Risk Ratio (M-H, Fixed, 95% CI)	1.18 [0.67, 2.08]

Comparison 2. Mortality and Morbidity

Outcome or subgroup title	No. of studies	No. of participants	Statistical method	Effect size
1 Total Mortality	8	28161	Risk Ratio (M-H, Fixed, 95% CI)	0.84 [0.73, 0.96]
2 Number of Fatal CHD Events	7	17619	Risk Ratio (M-H, Fixed, 95% CI)	0.78 [0.59, 1.04]
3 Number of Non-fatal CHD Events	7	4927	Risk Ratio (M-H, Fixed, 95% CI)	0.74 [0.50, 1.10]
4 Total Number of CHD Events	10	27969	Risk Ratio (M-H, Fixed, 95% CI)	0.72 [0.65, 0.79]
5 Number of Fatal CVD Events	2	7459	Risk Ratio (M-H, Fixed, 95% CI)	0.70 [0.50, 0.99]
6 Number of Non-fatal CVD Events	1	864	Risk Ratio (M-H, Fixed, 95% CI)	0.85 [0.46, 1.58]
7 Total Number of CVD Events	6	12286	Risk Ratio (M-H, Fixed, 95% CI)	0.74 [0.66, 0.85]
8 Number of Fatal Stroke Events	1	6595	Risk Ratio (M-H, Fixed, 95% CI)	1.50 [0.42, 5.30]
9 Number of Non-fatal Stroke Events	1	255	Risk Ratio (M-H, Fixed, 95% CI)	2.98 [0.12, 72.39]
10 Total Number of Stroke Events	7	21556	Risk Ratio (M-H, Fixed, 95% CI)	0.78 [0.65, 0.94]
11 Total Number of Fatal and Non-fatal CHD, CVD and Stroke Events	3	17452	Risk Ratio (M-H, Fixed, 95% CI)	0.70 [0.61, 0.79]

Comparison 3. Lipids

Outcome or subgroup title	No. of studies	No. of participants	Statistical method	Effect size
1 Total Cholesterol	11	15357	Mean Difference (IV, Random, 95% CI)	-0.89 [-1.20, -0.57]
2 LDL Cholesterol	13	22413	Mean Difference (IV, Random, 95% CI)	-0.92 [-1.10, -0.74]

Comparison 4. Treatment Compliance

Outcome or subgroup title	No. of studies	No. of participants	Statistical method	Effect size
1 Treatment Compliance	4	14490	Risk Ratio (M-H, Random, 95% CI)	1.06 [0.99, 1.14]

Comparison 5. Sensitivity Analysis

Outcome or subgroup title	No. of studies	No. of participants	Statistical method	Effect size
1 Randomisation for Total Mortality	7	27242	Risk Ratio (M-H, Fixed, 95% CI)	0.84 [0.74, 0.97]
1.1 Randomisation method known	4	10723	Risk Ratio (M-H, Fixed, 95% CI)	0.78 [0.65, 0.95]
1.2 Randomisation method not known	3	16519	Risk Ratio (M-H, Fixed, 95% CI)	0.92 [0.75, 1.12]
2 Randomisation for Fatal CHD Events	6	16700	Risk Ratio (M-H, Fixed, 95% CI)	0.81 [0.61, 1.08]
2.1 Randomisation method known	4	8190	Risk Ratio (M-H, Fixed, 95% CI)	0.71 [0.50, 1.02]
2.2 Randomisation method not known	2	8510	Risk Ratio (M-H, Fixed, 95% CI)	1.02 [0.64, 1.63]
3 Randomisation for Non-fatal CHD Events	4	3500	Risk Ratio (M-H, Fixed, 95% CI)	0.73 [0.47, 1.14]
3.1 Randomisation method known	3	1595	Risk Ratio (M-H, Fixed, 95% CI)	0.58 [0.30, 1.12]
3.2 Randomisation method not known	1	1905	Risk Ratio (M-H, Fixed, 95% CI)	0.90 [0.49, 1.63]
4 Randomisation for Fatal CVD Events	2	7459	Risk Ratio (M-H, Fixed, 95% CI)	0.70 [0.50, 0.99]
4.1 Randomisation method known	2	7459	Risk Ratio (M-H, Fixed, 95% CI)	0.70 [0.50, 0.99]
5 Randomisation for Non-fatal CVD Events	1	864	Risk Ratio (M-H, Fixed, 95% CI)	0.85 [0.46, 1.58]
5.1 Randomisation method known	1	864	Risk Ratio (M-H, Fixed, 95% CI)	0.85 [0.46, 1.58]
6 Randomisation for Fatal Stroke Events	1	6595	Risk Ratio (M-H, Fixed, 95% CI)	1.50 [0.42, 5.30]
6.1 Randomisation method known	1	6595	Risk Ratio (M-H, Fixed, 95% CI)	1.50 [0.42, 5.30]
7 Randomisation for total number of fatal and non-fatal CHD, CVD and Stroke Events	3	17359	Risk Ratio (M-H, Fixed, 95% CI)	0.69 [0.61, 0.78]
7.1 Randomisation method known	1	2838	Risk Ratio (M-H, Fixed, 95% CI)	0.70 [0.57, 0.86]
7.2 Randomisation method not known	2	14521	Risk Ratio (M-H, Fixed, 95% CI)	0.68 [0.58, 0.80]
8 Study Size for Total Mortality	7	27242	Risk Ratio (M-H, Fixed, 95% CI)	0.84 [0.74, 0.97]
8.1 Over 1000 participants	5	25952	Risk Ratio (M-H, Fixed, 95% CI)	0.84 [0.73, 0.96]
8.2 Under 1000 participants	2	1290	Risk Ratio (M-H, Fixed, 95% CI)	1.07 [0.51, 2.26]
9 Study Size for Fatal CHD Events	6	16700	Risk Ratio (M-H, Fixed, 95% CI)	0.81 [0.61, 1.08]
9.1 Over 1000 participants	3	15105	Risk Ratio (M-H, Fixed, 95% CI)	0.84 [0.62, 1.15]
9.2 Under 1000 participants	3	1595	Risk Ratio (M-H, Fixed, 95% CI)	0.67 [0.33, 1.37]
10 Study Size for Non-fatal CHD Events	4	3500	Risk Ratio (M-H, Fixed, 95% CI)	0.73 [0.47, 1.14]

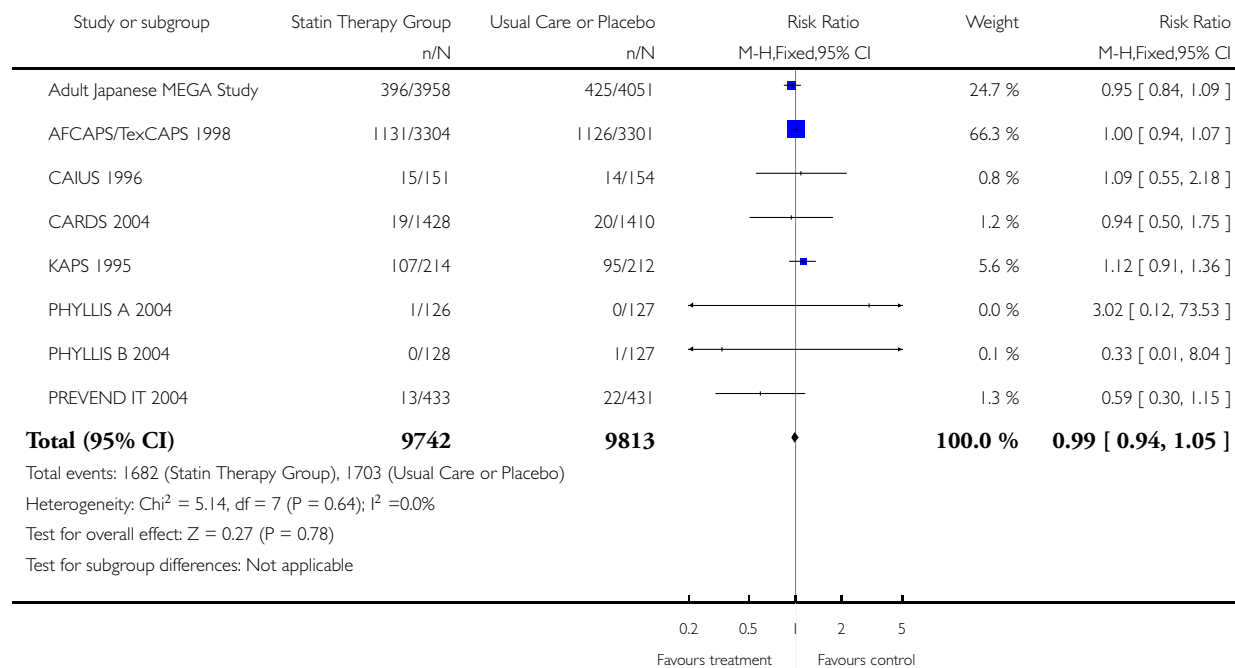
10.1 Over 1000 participants	1	1905	Risk Ratio (M-H, Fixed, 95% CI)	0.90 [0.49, 1.63]
10.2 Under 1000 participants	3	1595	Risk Ratio (M-H, Fixed, 95% CI)	0.58 [0.30, 1.12]
11 Study Size for Fatal CVD Events	2	7459	Risk Ratio (M-H, Fixed, 95% CI)	0.70 [0.50, 0.99]
11.1 Over 1000 participants	1	6595	Risk Ratio (M-H, Fixed, 95% CI)	0.68 [0.48, 0.98]
11.2 Under 1000 participants	1	864	Risk Ratio (M-H, Fixed, 95% CI)	1.00 [0.25, 3.95]
12 Study Size for Non-fatal CVD Events	1	864	Risk Ratio (M-H, Fixed, 95% CI)	0.85 [0.46, 1.58]
12.1 Under 1000 participants	1	864	Risk Ratio (M-H, Fixed, 95% CI)	0.85 [0.46, 1.58]
13 Study Size for Fatal Stroke Events	1	6595	Risk Ratio (M-H, Fixed, 95% CI)	1.50 [0.42, 5.30]
13.1 Over 1000 participants	1	6595	Risk Ratio (M-H, Fixed, 95% CI)	1.50 [0.42, 5.30]
14 Study Size for total number of fatal and non-fatal CHD, CVD and stroke events	3	17452	Risk Ratio (M-H, Fixed, 95% CI)	0.70 [0.61, 0.79]
14.1 Over 1000 participants	3	17452	Risk Ratio (M-H, Fixed, 95% CI)	0.70 [0.61, 0.79]

Analysis 1.1. Comparison 1 Adverse Events, Outcome 1 Number of study participants that had Adverse Events.

Review: Statins for the primary prevention of cardiovascular disease

Comparison: 1 Adverse Events

Outcome: 1 Number of study participants that had Adverse Events

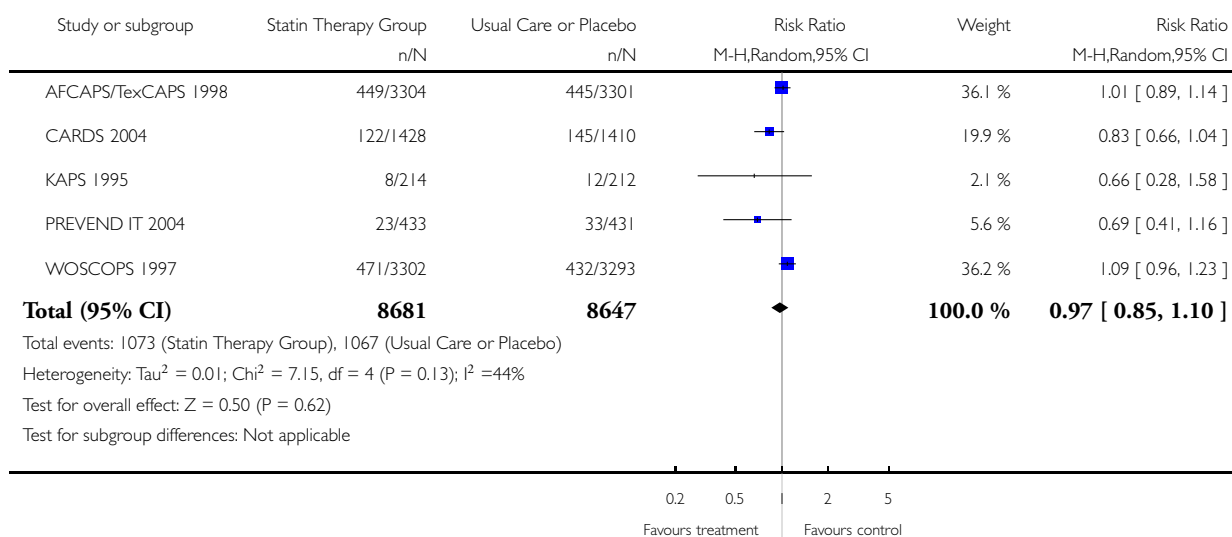


Analysis 1.2. Comparison 1 Adverse Events, Outcome 2 Number of Study Participants that Stopped Treatment Due to Adverse Events.

Review: Statins for the primary prevention of cardiovascular disease

Comparison: 1 Adverse Events

Outcome: 2 Number of Study Participants that Stopped Treatment Due to Adverse Events

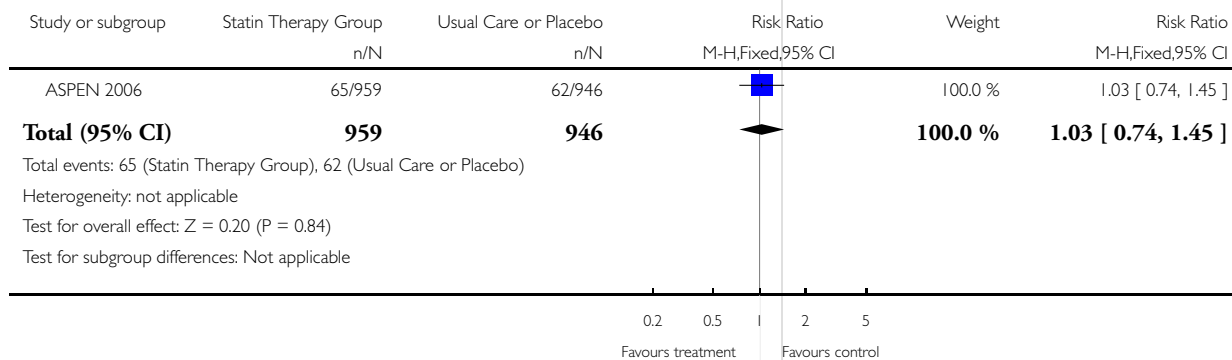


Analysis 1.3. Comparison 1 Adverse Events, Outcome 3 Number of Study Participants that were admitted to Hospital.

Review: Statins for the primary prevention of cardiovascular disease

Comparison: 1 Adverse Events

Outcome: 3 Number of Study Participants that were admitted to Hospital

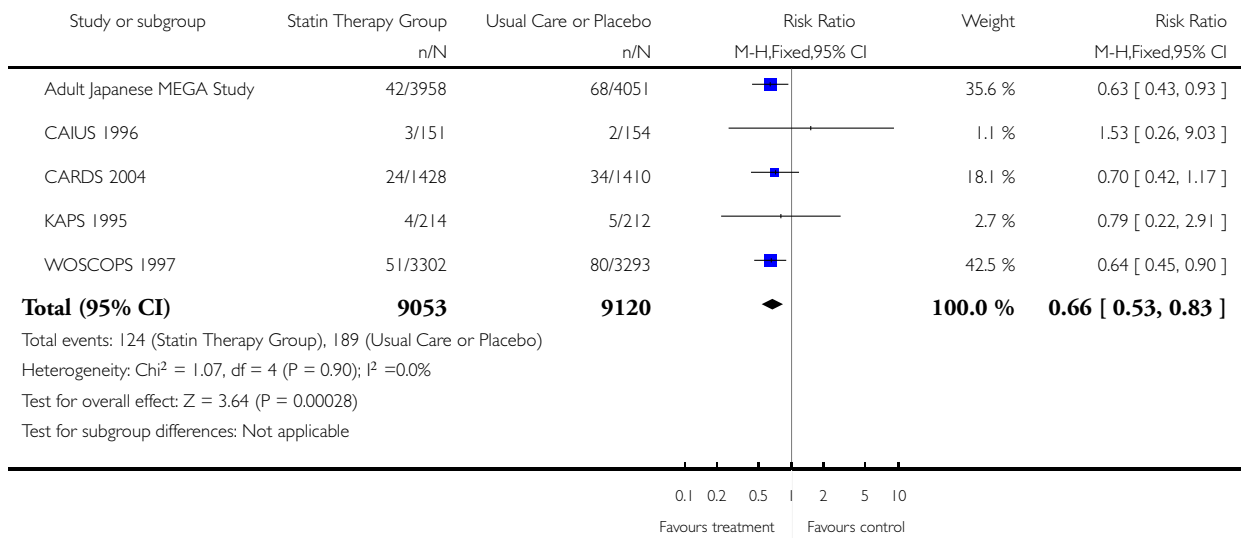


Analysis 1.4. Comparison 1 Adverse Events, Outcome 4 Number of Study Participants underwent revascularisation.

Review: Statins for the primary prevention of cardiovascular disease

Comparison: 1 Adverse Events

Outcome: 4 Number of Study Participants underwent revascularisation

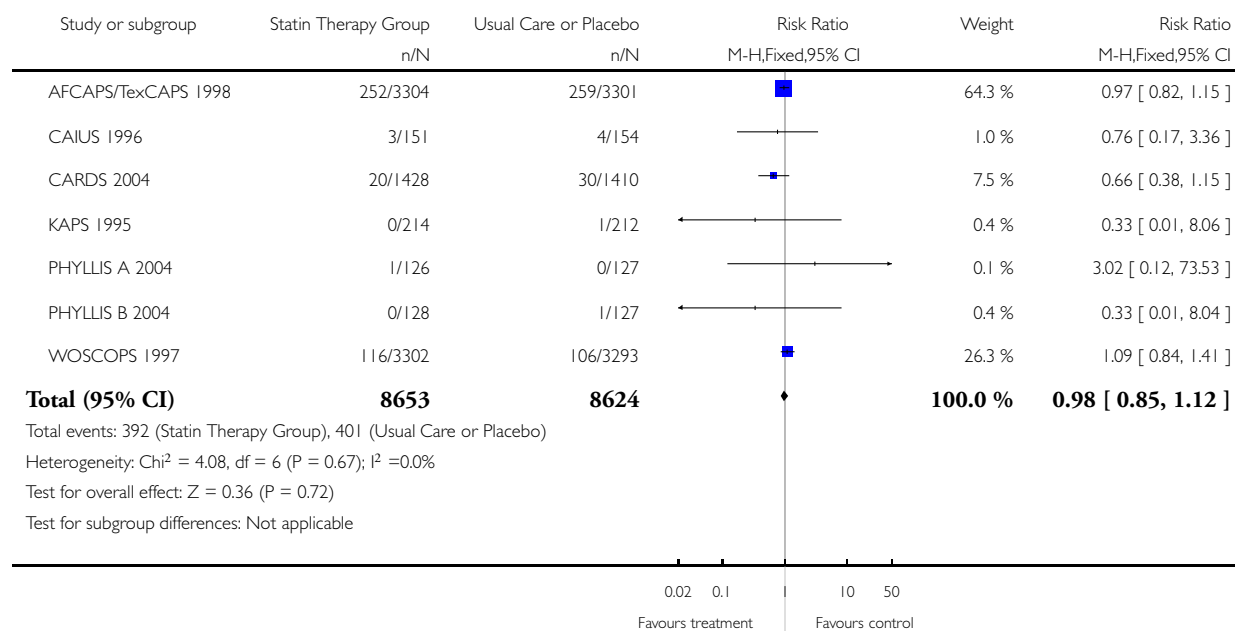


Analysis 1.5. Comparison 1 Adverse Events, Outcome 5 Number of Study Participants who developed cancer.

Review: Statins for the primary prevention of cardiovascular disease

Comparison: 1 Adverse Events

Outcome: 5 Number of Study Participants who developed cancer

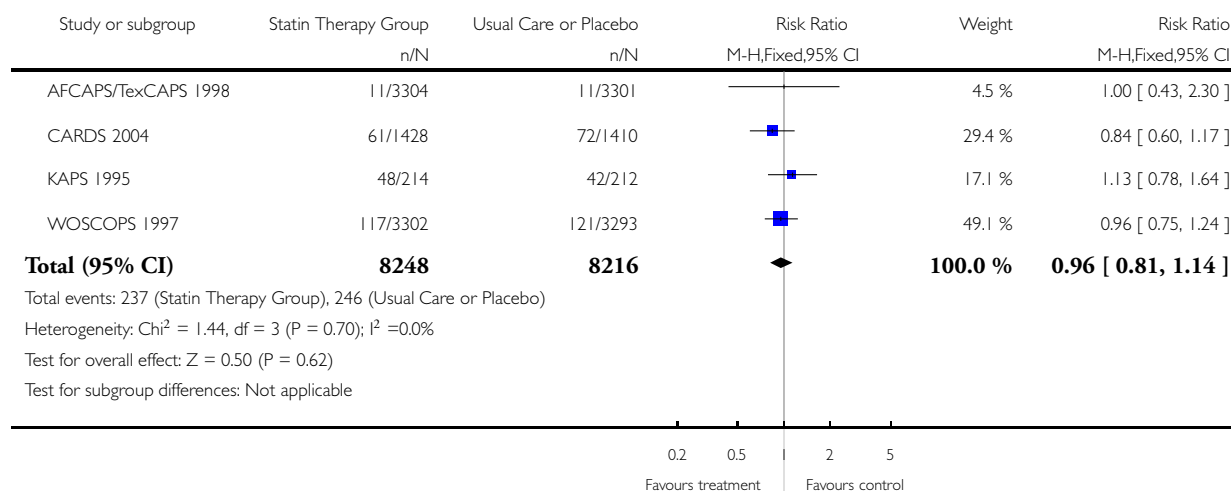


Analysis 1.6. Comparison 1 Adverse Events, Outcome 6 Number of Study Participants who develop Myalgia or muscle pain.

Review: Statins for the primary prevention of cardiovascular disease

Comparison: 1 Adverse Events

Outcome: 6 Number of Study Participants who develop Myalgia or muscle pain

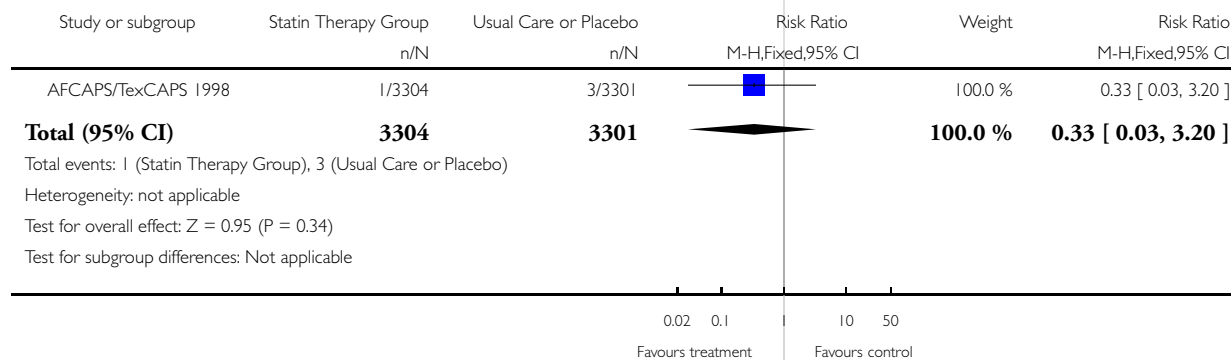


Analysis 1.7. Comparison 1 Adverse Events, Outcome 7 Number of Study Participants who develop Rhabdomyolysis.

Review: Statins for the primary prevention of cardiovascular disease

Comparison: 1 Adverse Events

Outcome: 7 Number of Study Participants who develop Rhabdomyolysis

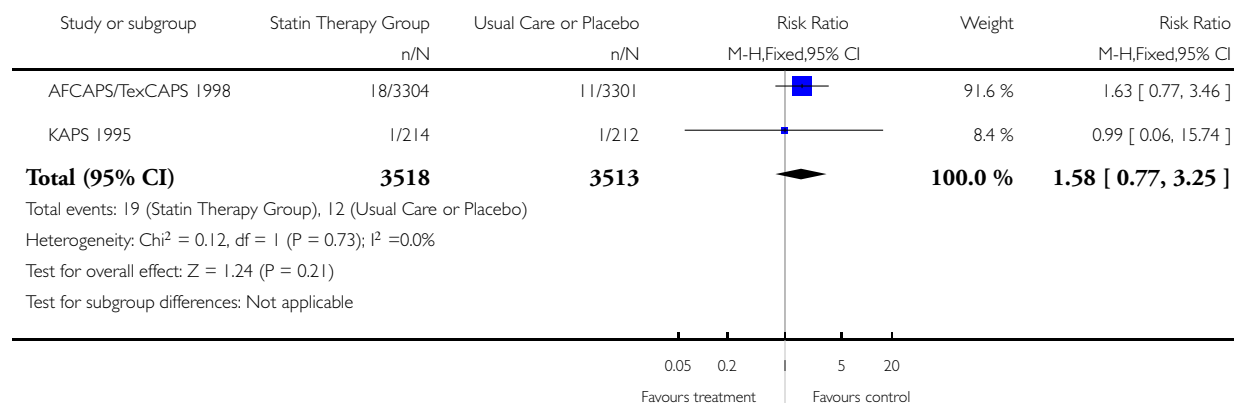


Analysis 1.8. Comparison 1 Adverse Events, Outcome 8 Number of Study Participants who had elevated Liver Enzymes.

Review: Statins for the primary prevention of cardiovascular disease

Comparison: 1 Adverse Events

Outcome: 8 Number of Study Participants who had elevated Liver Enzymes

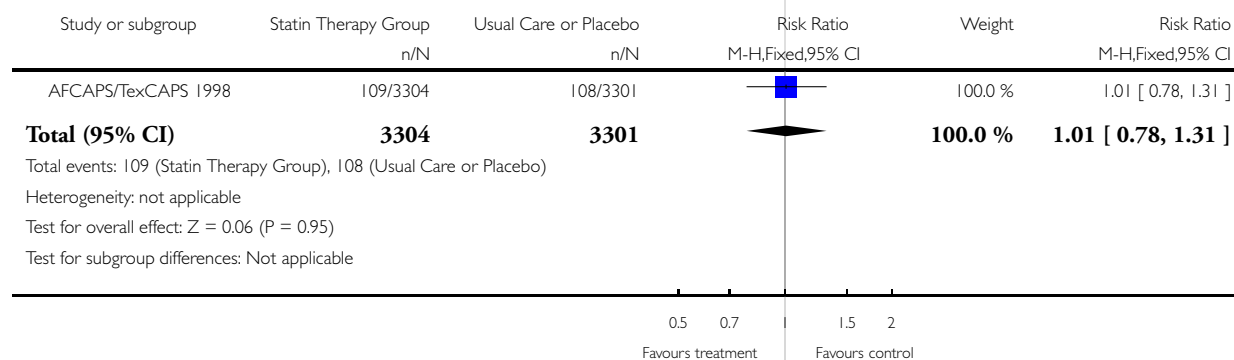


Analysis 1.9. Comparison 1 Adverse Events, Outcome 9 Number of Study Participants that developed Prostate Cancer.

Review: Statins for the primary prevention of cardiovascular disease

Comparison: 1 Adverse Events

Outcome: 9 Number of Study Participants that developed Prostate Cancer

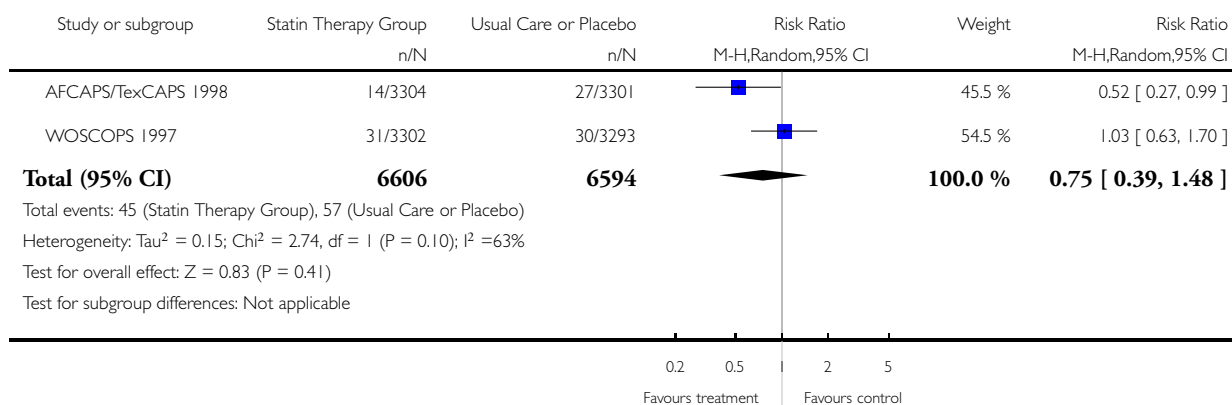


Analysis 1.10. Comparison I Adverse Events, Outcome 10 Number of Study Participants who developed Melanoma.

Review: Statins for the primary prevention of cardiovascular disease

Comparison: I Adverse Events

Outcome: 10 Number of Study Participants who developed Melanoma

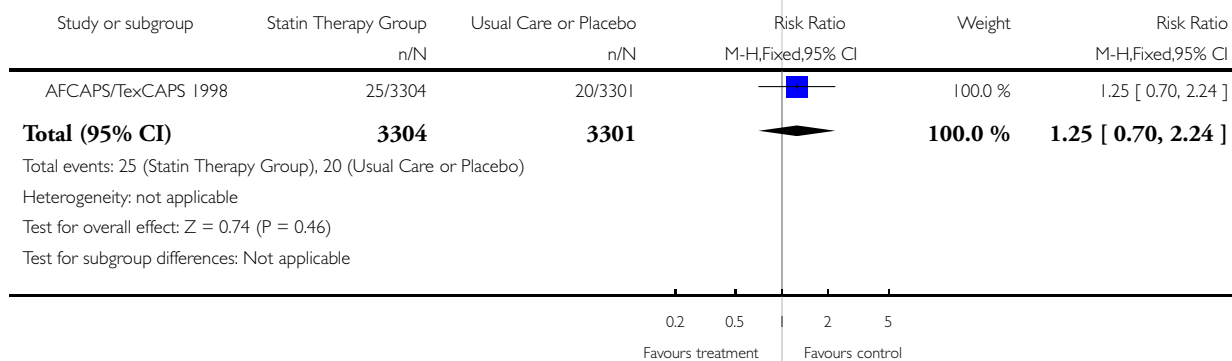


Analysis 1.11. Comparison I Adverse Events, Outcome 11 Number of Study Participants who developed Colon Cancer.

Review: Statins for the primary prevention of cardiovascular disease

Comparison: I Adverse Events

Outcome: 11 Number of Study Participants who developed Colon Cancer

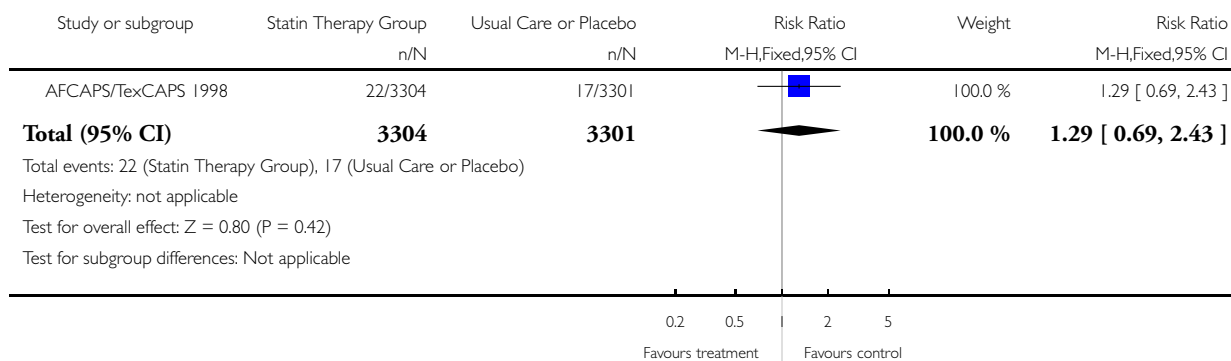


Analysis 1.12. Comparison 1 Adverse Events, Outcome 12 Number of Study Participants who developed Lung Cancer.

Review: Statins for the primary prevention of cardiovascular disease

Comparison: 1 Adverse Events

Outcome: 12 Number of Study Participants who developed Lung Cancer

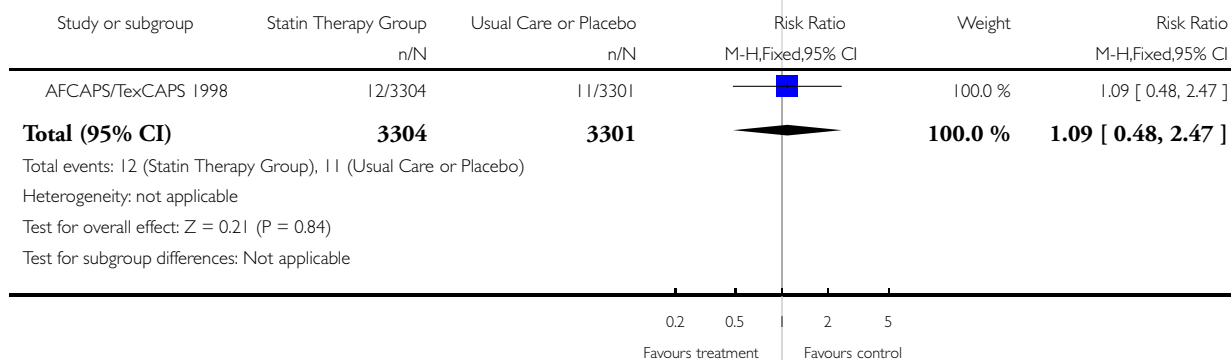


Analysis 1.13. Comparison 1 Adverse Events, Outcome 13 Number of Study Participants who develop Lymphoma.

Review: Statins for the primary prevention of cardiovascular disease

Comparison: 1 Adverse Events

Outcome: 13 Number of Study Participants who develop Lymphoma

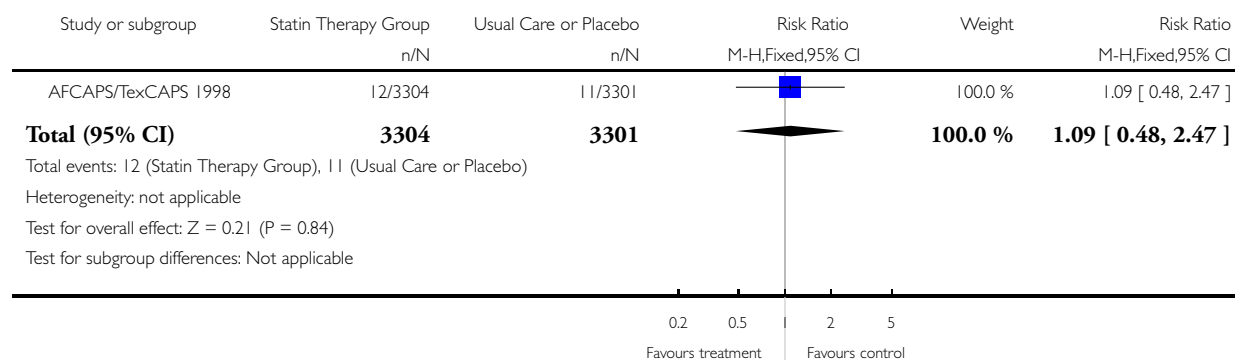


Analysis 1.14. Comparison 1 Adverse Events, Outcome 14 Number of Study Participants who develop Bladder Cancer.

Review: Statins for the primary prevention of cardiovascular disease

Comparison: 1 Adverse Events

Outcome: 14 Number of Study Participants who develop Bladder Cancer

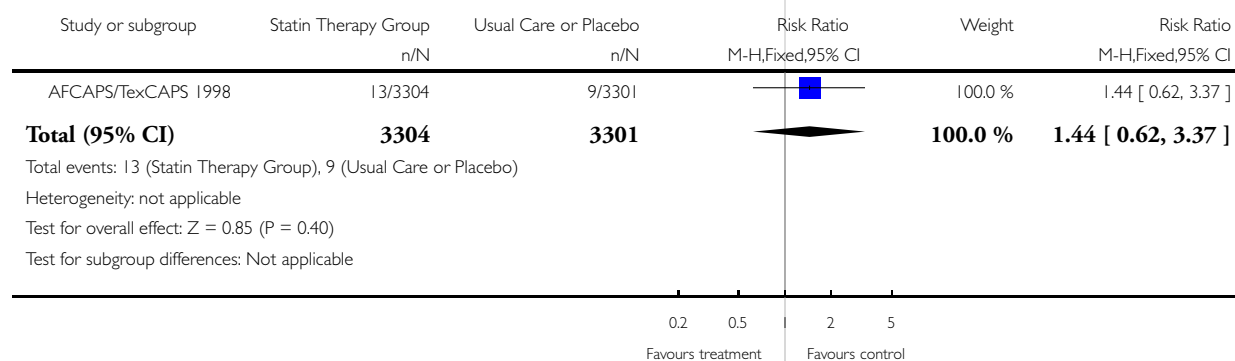


Analysis 1.15. Comparison 1 Adverse Events, Outcome 15 Number of Study Participants who develop Breast Cancer.

Review: Statins for the primary prevention of cardiovascular disease

Comparison: 1 Adverse Events

Outcome: 15 Number of Study Participants who develop Breast Cancer

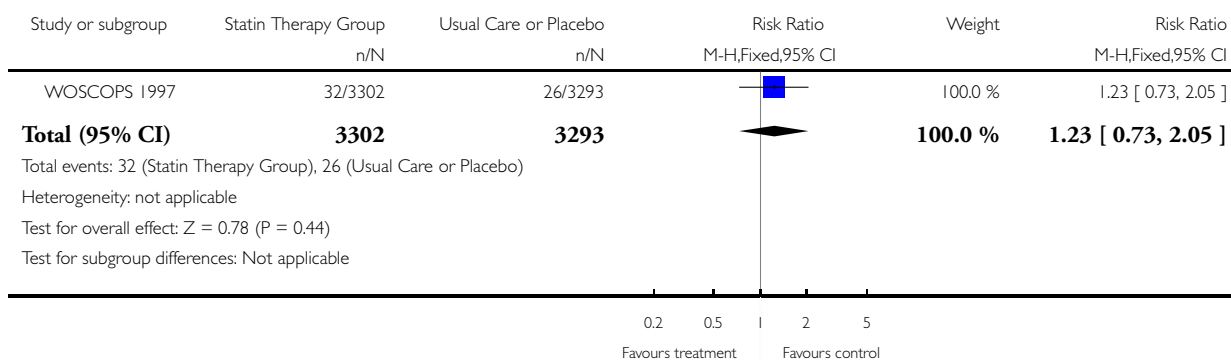


Analysis 1.16. Comparison 1 Adverse Events, Outcome 16 Number who developed Gastro-intestinal Cancers.

Review: Statins for the primary prevention of cardiovascular disease

Comparison: 1 Adverse Events

Outcome: 16 Number who developed Gastro-intestinal Cancers

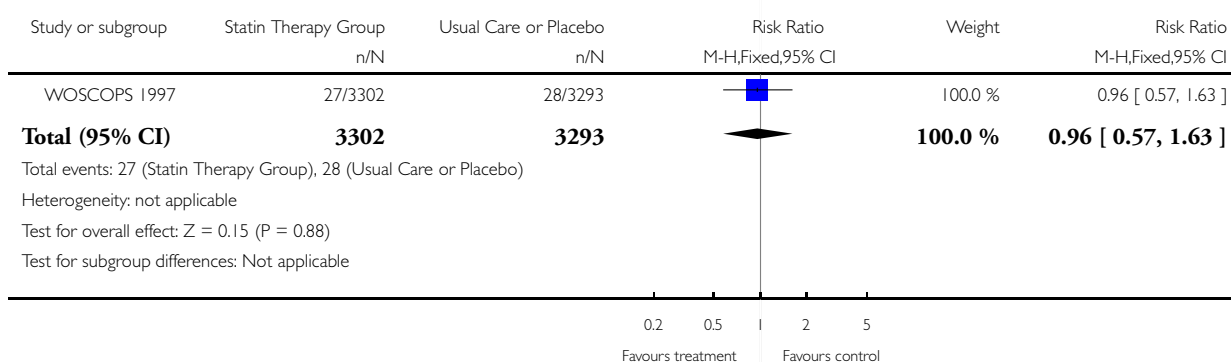


Analysis 1.17. Comparison 1 Adverse Events, Outcome 17 Number of Study Participants who developed Genito-urinary tract Cancers.

Review: Statins for the primary prevention of cardiovascular disease

Comparison: 1 Adverse Events

Outcome: 17 Number of Study Participants who developed Genito-urinary tract Cancers

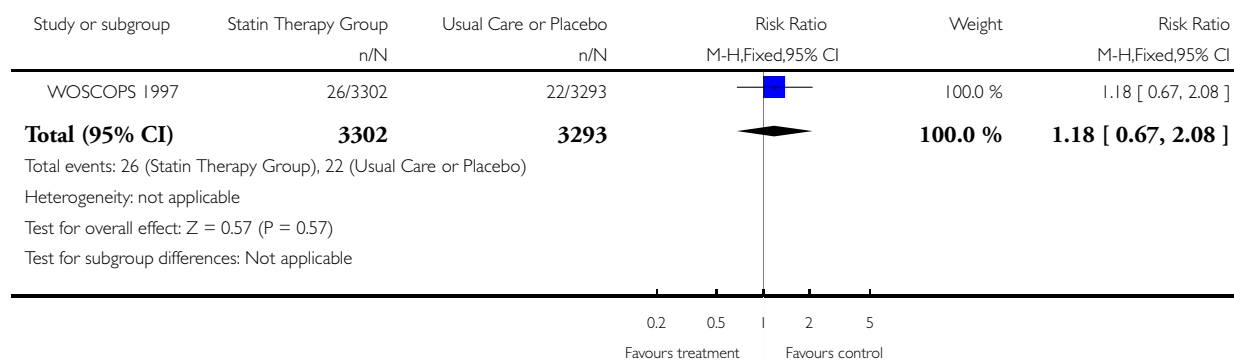


Analysis 1.18. Comparison 1 Adverse Events, Outcome 18 Number who developed Respiratory Tract Cancers.

Review: Statins for the primary prevention of cardiovascular disease

Comparison: 1 Adverse Events

Outcome: 18 Number who developed Respiratory Tract Cancers

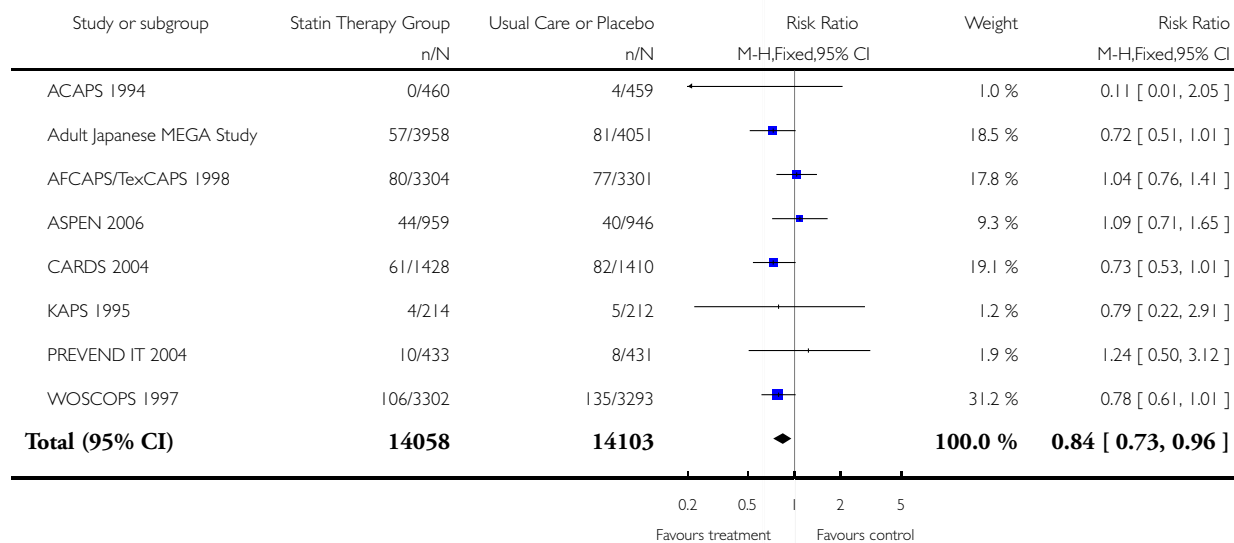


Analysis 2.1. Comparison 2 Mortality and Morbidity, Outcome 1 Total Mortality.

Review: Statins for the primary prevention of cardiovascular disease

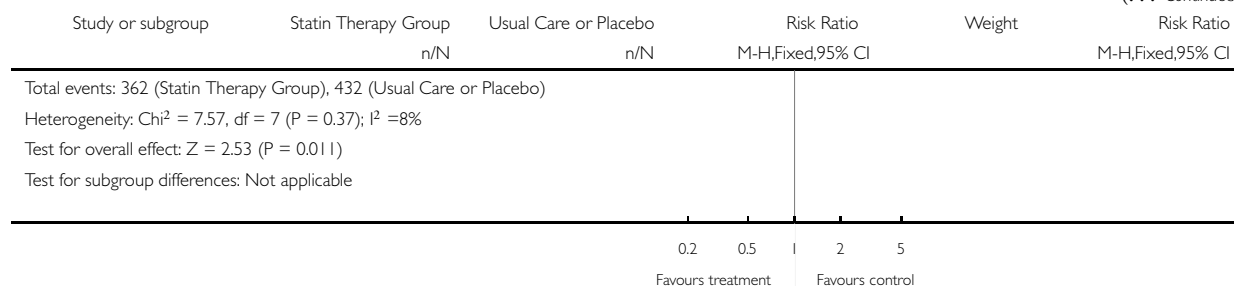
Comparison: 2 Mortality and Morbidity

Outcome: 1 Total Mortality



(Continued . . .)

(... Continued)

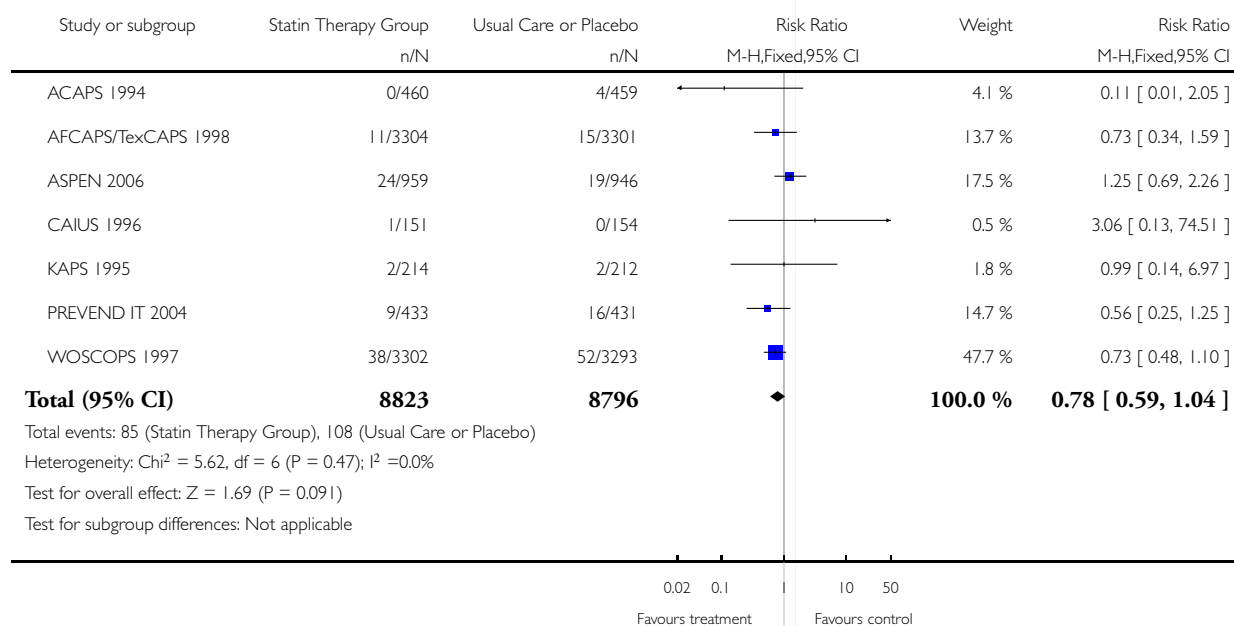


Analysis 2.2. Comparison 2 Mortality and Morbidity, Outcome 2 Number of Fatal CHD Events.

Review: Statins for the primary prevention of cardiovascular disease

Comparison: 2 Mortality and Morbidity

Outcome: 2 Number of Fatal CHD Events

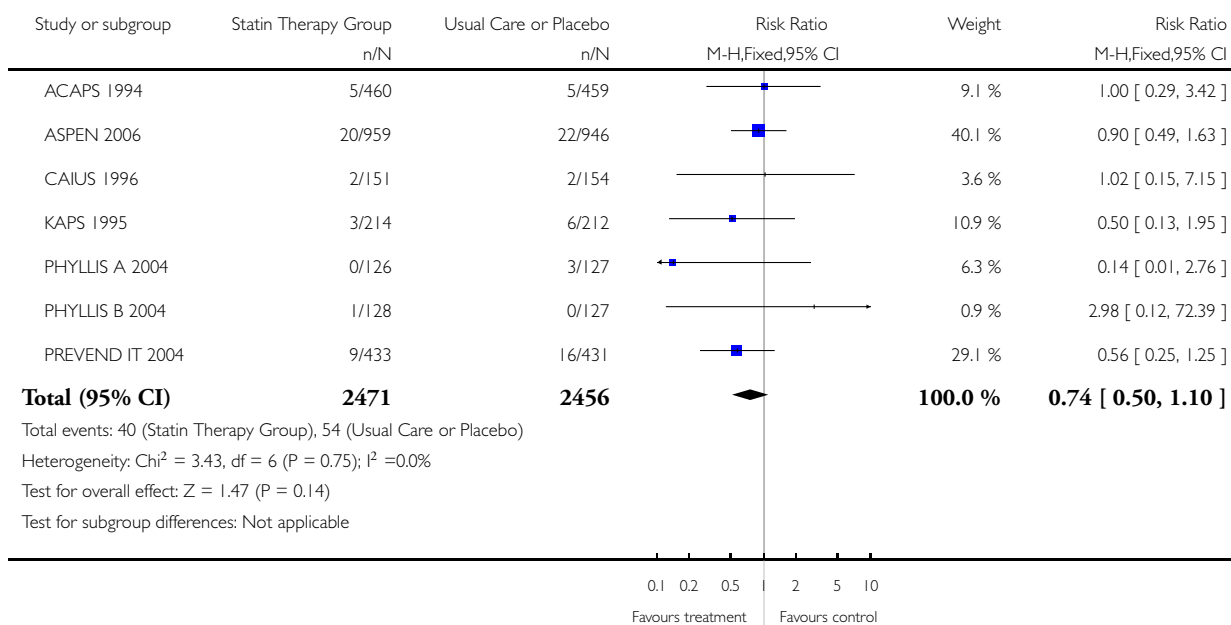


Analysis 2.3. Comparison 2 Mortality and Morbidity, Outcome 3 Number of Non-fatal CHD Events.

Review: Statins for the primary prevention of cardiovascular disease

Comparison: 2 Mortality and Morbidity

Outcome: 3 Number of Non-fatal CHD Events

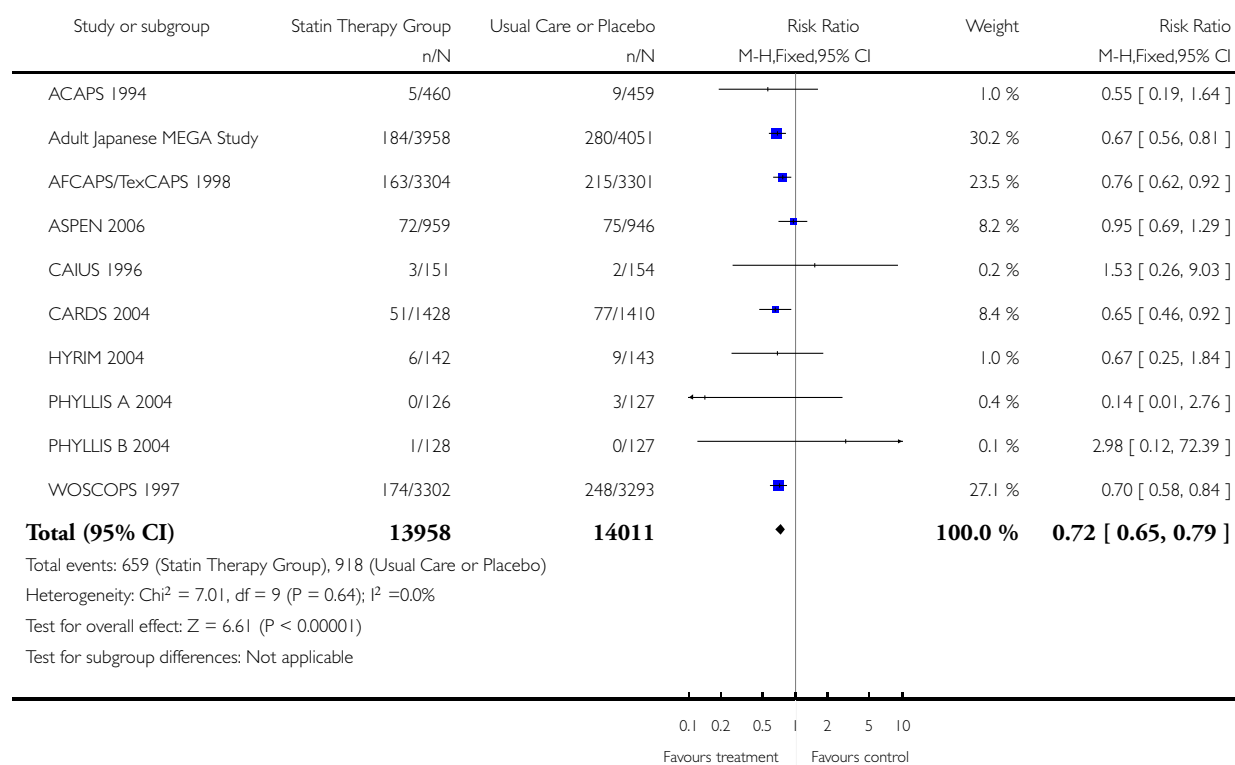


Analysis 2.4. Comparison 2 Mortality and Morbidity, Outcome 4 Total Number of CHD Events.

Review: Statins for the primary prevention of cardiovascular disease

Comparison: 2 Mortality and Morbidity

Outcome: 4 Total Number of CHD Events

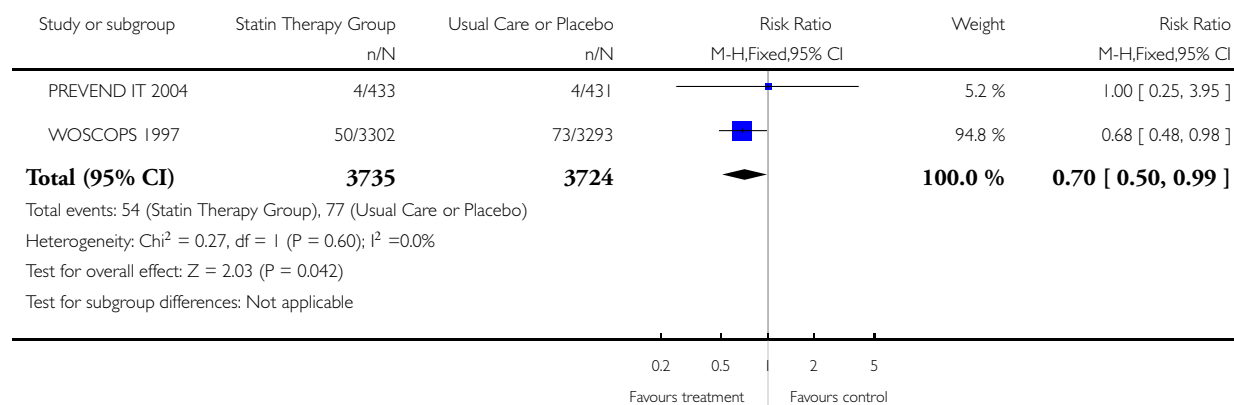


Analysis 2.5. Comparison 2 Mortality and Morbidity, Outcome 5 Number of Fatal CVD Events.

Review: Statins for the primary prevention of cardiovascular disease

Comparison: 2 Mortality and Morbidity

Outcome: 5 Number of Fatal CVD Events

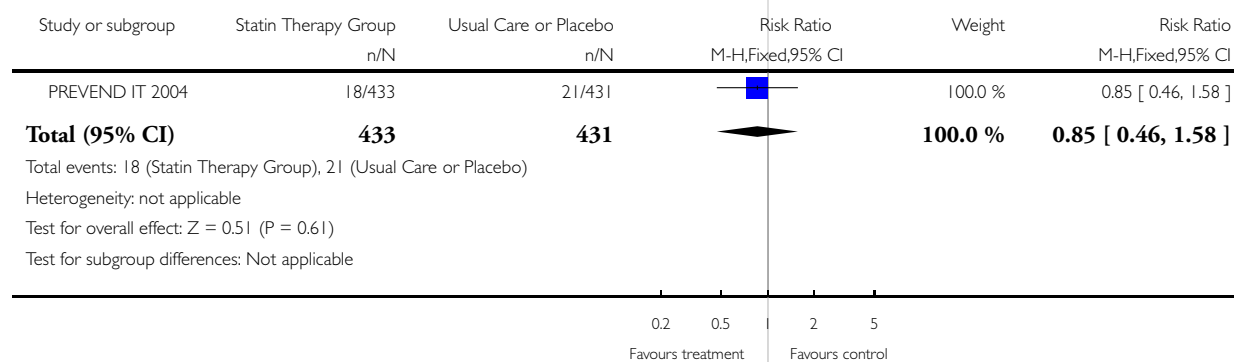


Analysis 2.6. Comparison 2 Mortality and Morbidity, Outcome 6 Number of Non-fatal CVD Events.

Review: Statins for the primary prevention of cardiovascular disease

Comparison: 2 Mortality and Morbidity

Outcome: 6 Number of Non-fatal CVD Events

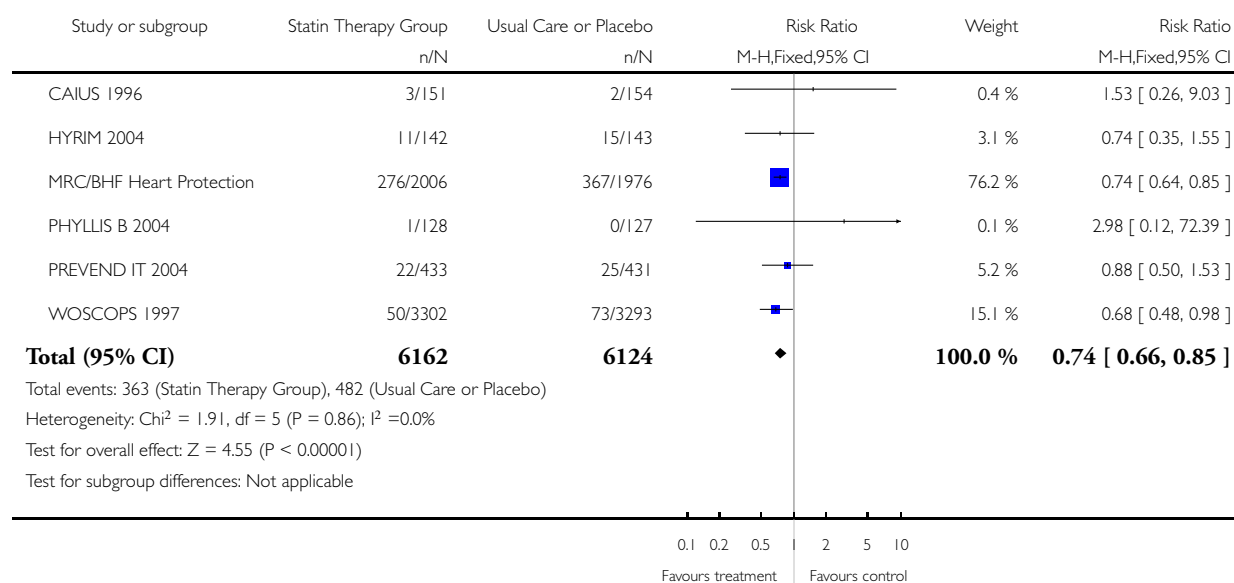


Analysis 2.7. Comparison 2 Mortality and Morbidity, Outcome 7 Total Number of CVD Events.

Review: Statins for the primary prevention of cardiovascular disease

Comparison: 2 Mortality and Morbidity

Outcome: 7 Total Number of CVD Events

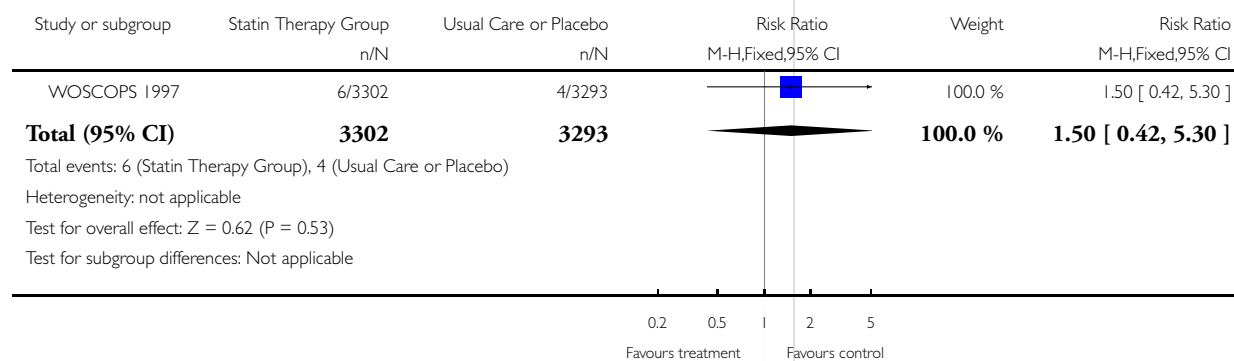


Analysis 2.8. Comparison 2 Mortality and Morbidity, Outcome 8 Number of Fatal Stroke Events.

Review: Statins for the primary prevention of cardiovascular disease

Comparison: 2 Mortality and Morbidity

Outcome: 8 Number of Fatal Stroke Events

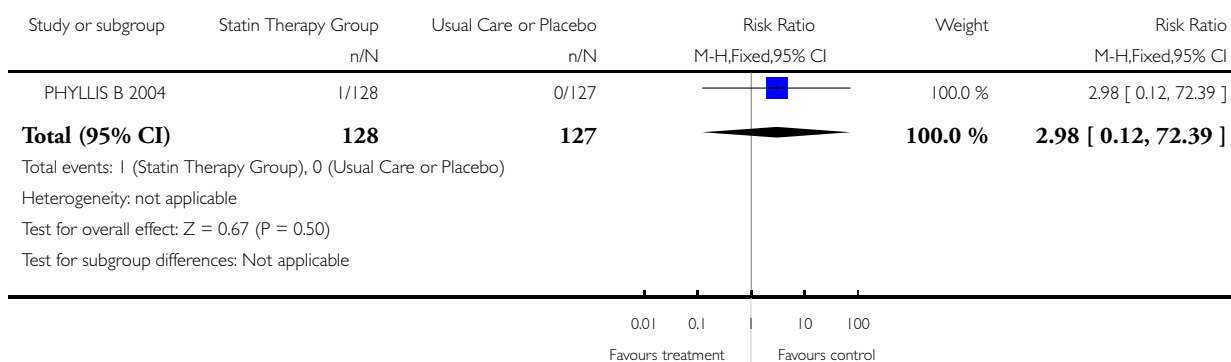


Analysis 2.9. Comparison 2 Mortality and Morbidity, Outcome 9 Number of Non-fatal Stroke Events.

Review: Statins for the primary prevention of cardiovascular disease

Comparison: 2 Mortality and Morbidity

Outcome: 9 Number of Non-fatal Stroke Events

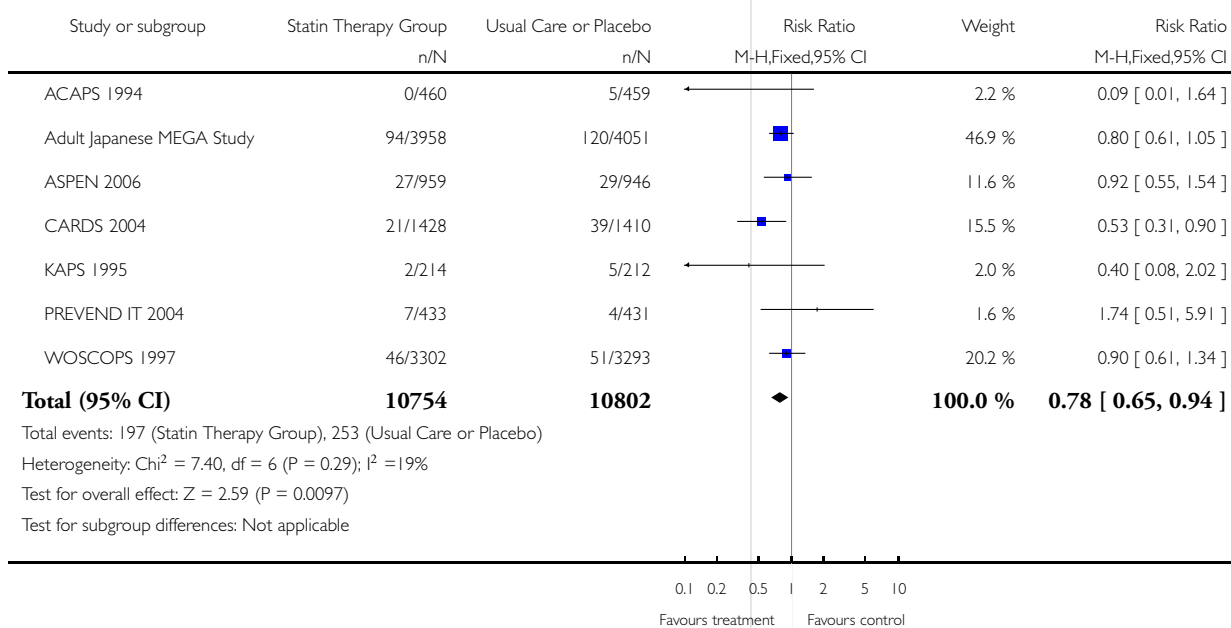


Analysis 2.10. Comparison 2 Mortality and Morbidity, Outcome 10 Total Number of Stroke Events.

Review: Statins for the primary prevention of cardiovascular disease

Comparison: 2 Mortality and Morbidity

Outcome: 10 Total Number of Stroke Events

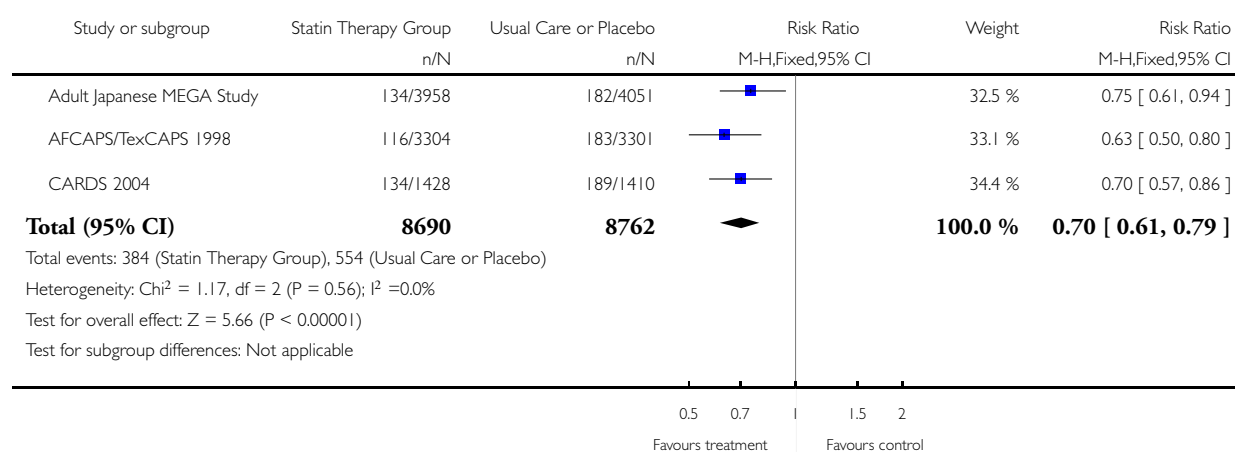


Analysis 2.11. Comparison 2 Mortality and Morbidity, Outcome 11 Total Number of Fatal and Non-fatal CHD, CVD and Stroke Events.

Review: Statins for the primary prevention of cardiovascular disease

Comparison: 2 Mortality and Morbidity

Outcome: 11 Total Number of Fatal and Non-fatal CHD, CVD and Stroke Events

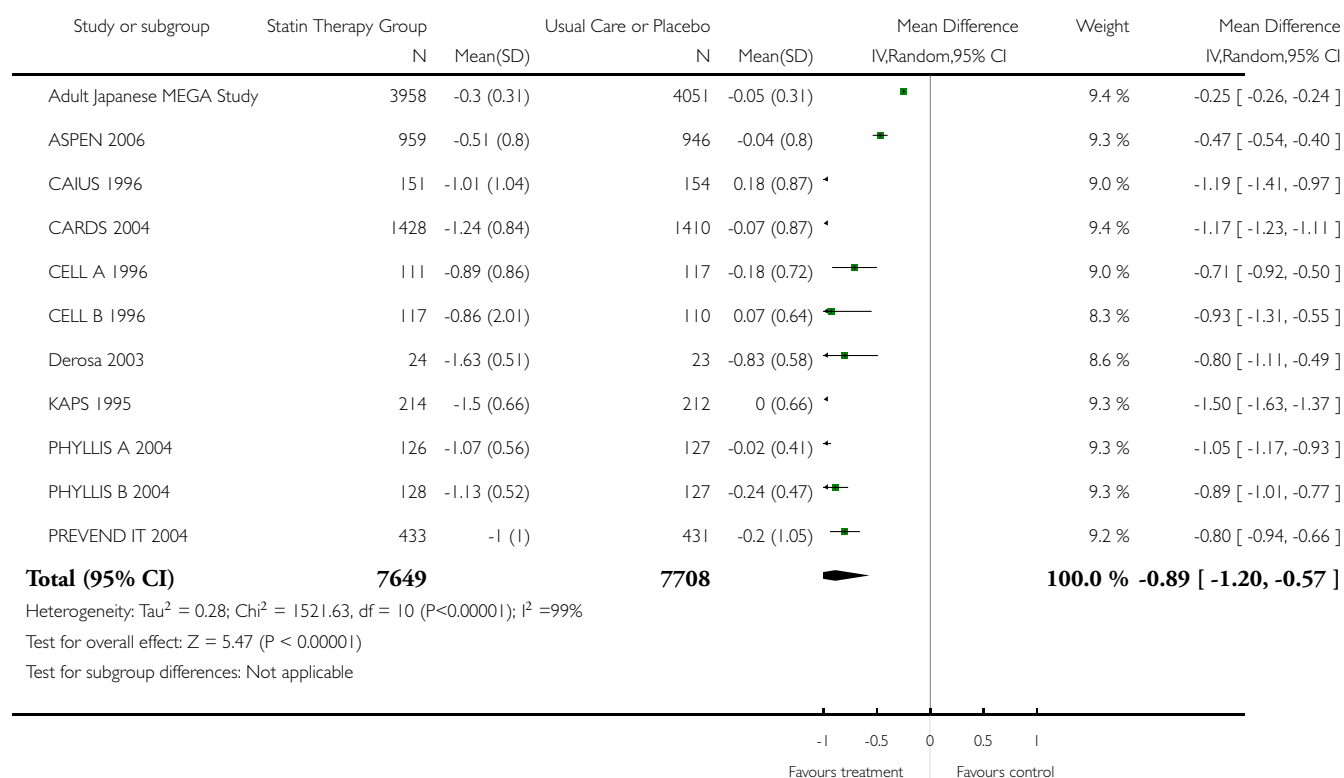


Analysis 3.1. Comparison 3 Lipids, Outcome 1 Total Cholesterol.

Review: Statins for the primary prevention of cardiovascular disease

Comparison: 3 Lipids

Outcome: 1 Total Cholesterol

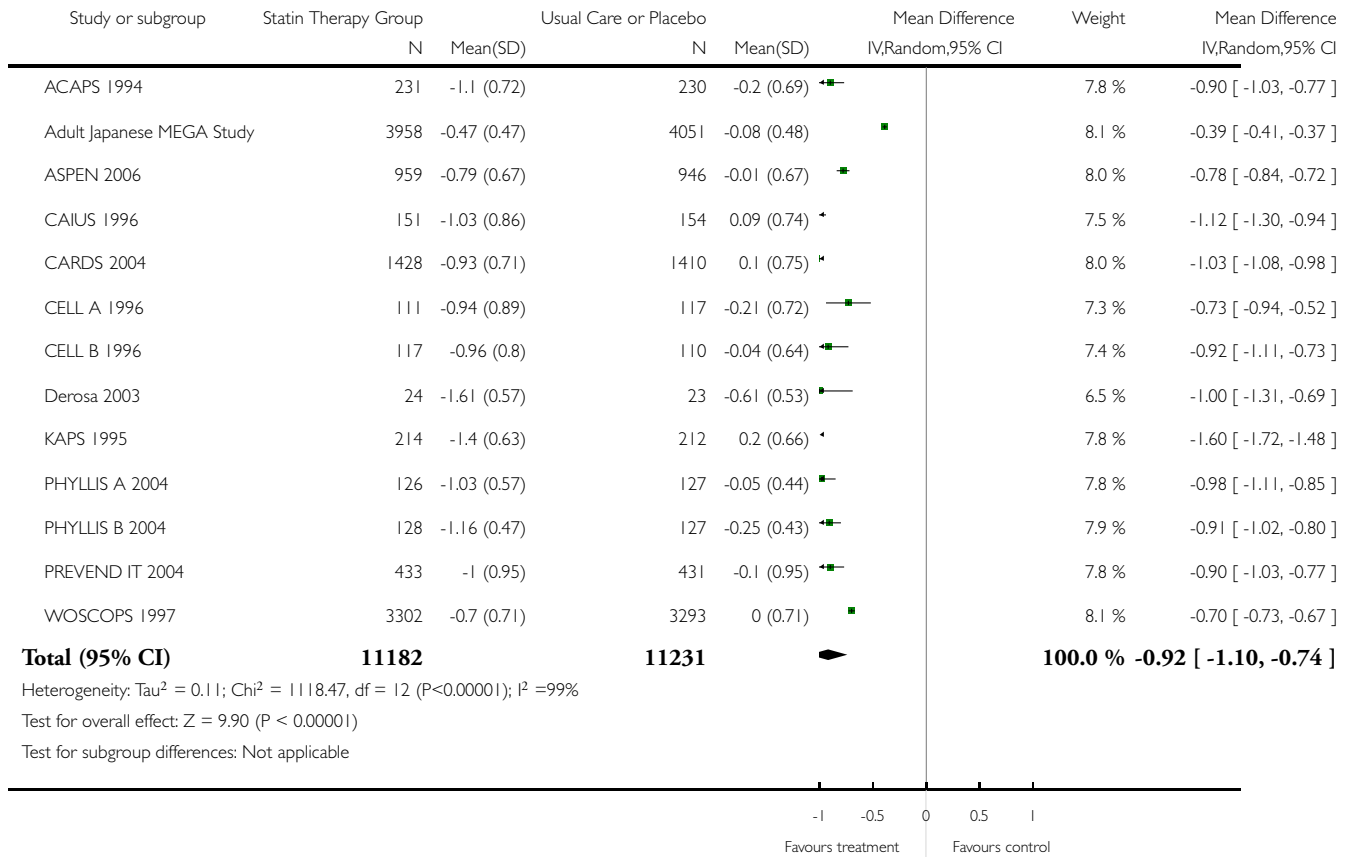


Analysis 3.2. Comparison 3 Lipids, Outcome 2 LDL Cholesterol.

Review: Statins for the primary prevention of cardiovascular disease

Comparison: 3 Lipids

Outcome: 2 LDL Cholesterol

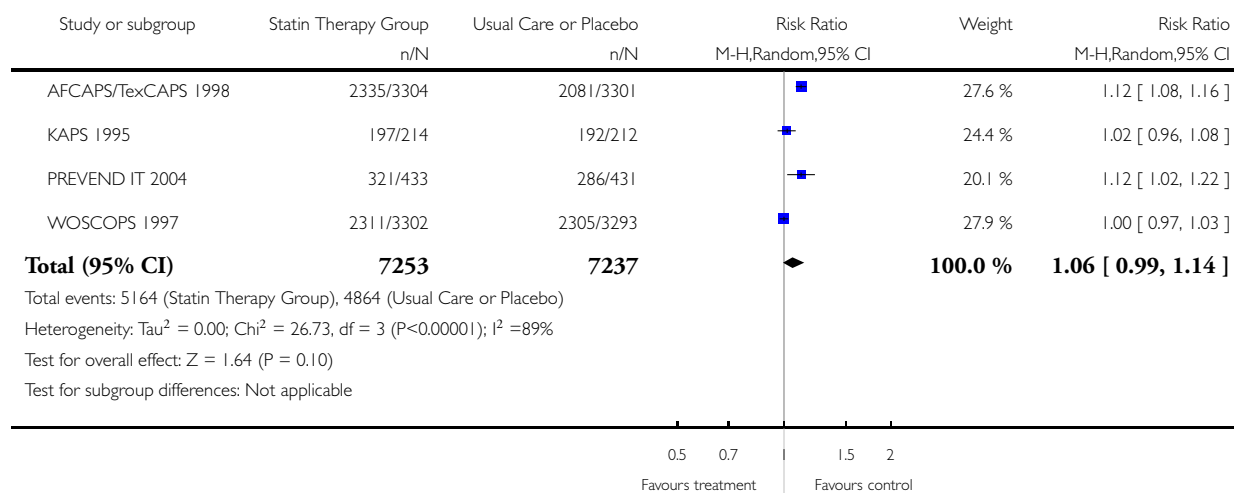


Analysis 4.1. Comparison 4 Treatment Compliance, Outcome 1 Treatment Compliance.

Review: Statins for the primary prevention of cardiovascular disease

Comparison: 4 Treatment Compliance

Outcome: 1 Treatment Compliance

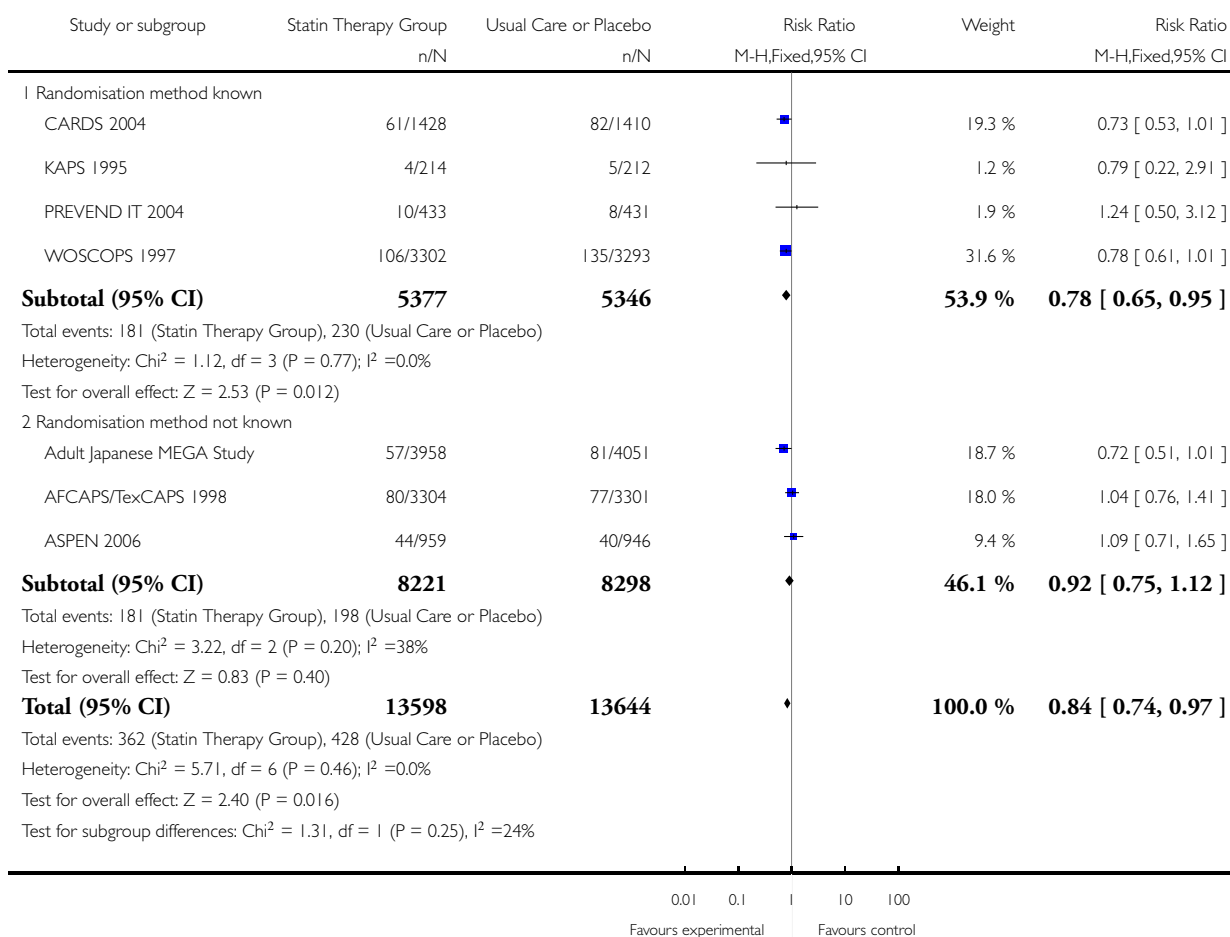


Analysis 5.1. Comparison 5 Sensitivity Analysis, Outcome 1 Randomisation for Total Mortality.

Review: Statins for the primary prevention of cardiovascular disease

Comparison: 5 Sensitivity Analysis

Outcome: 1 Randomisation for Total Mortality

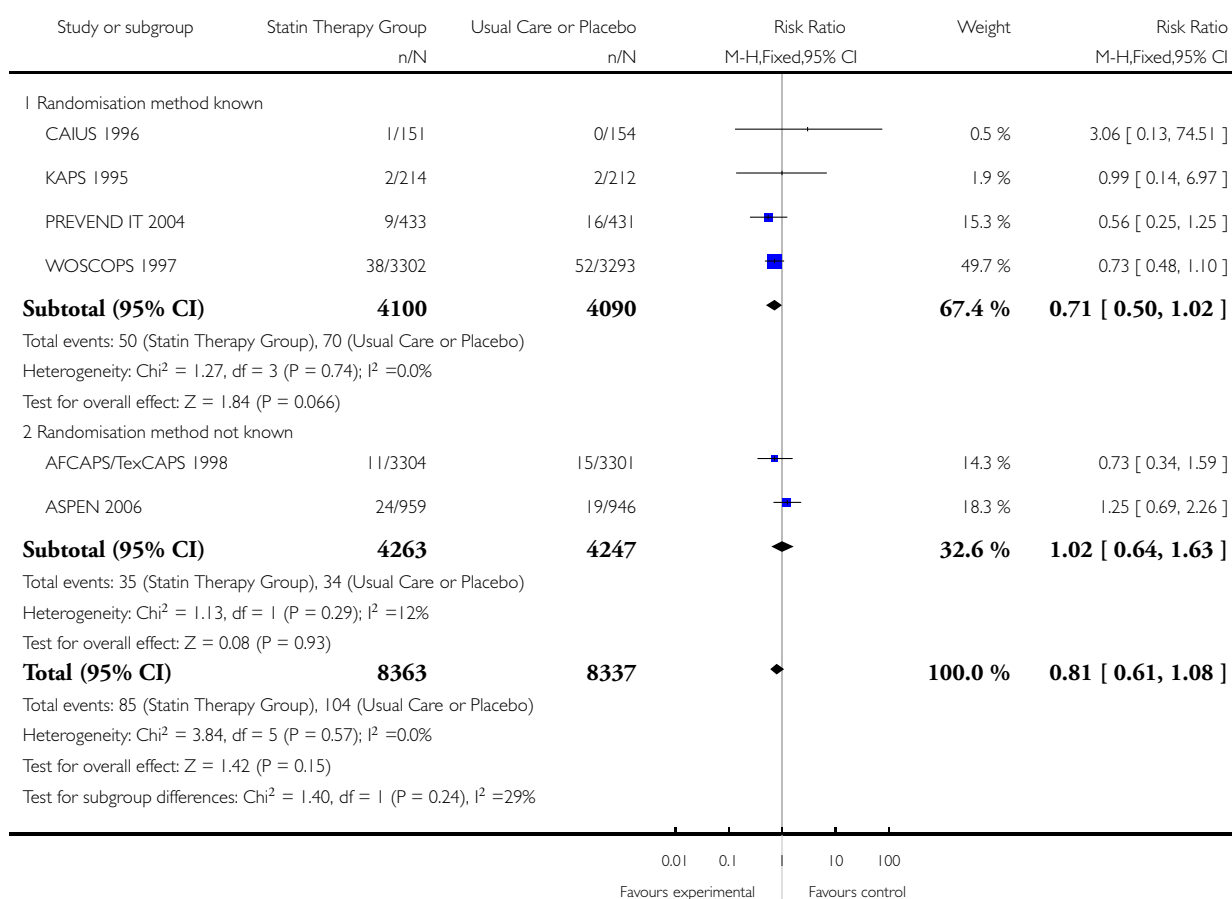


Analysis 5.2. Comparison 5 Sensitivity Analysis, Outcome 2 Randomisation for Fatal CHD Events.

Review: Statins for the primary prevention of cardiovascular disease

Comparison: 5 Sensitivity Analysis

Outcome: 2 Randomisation for Fatal CHD Events

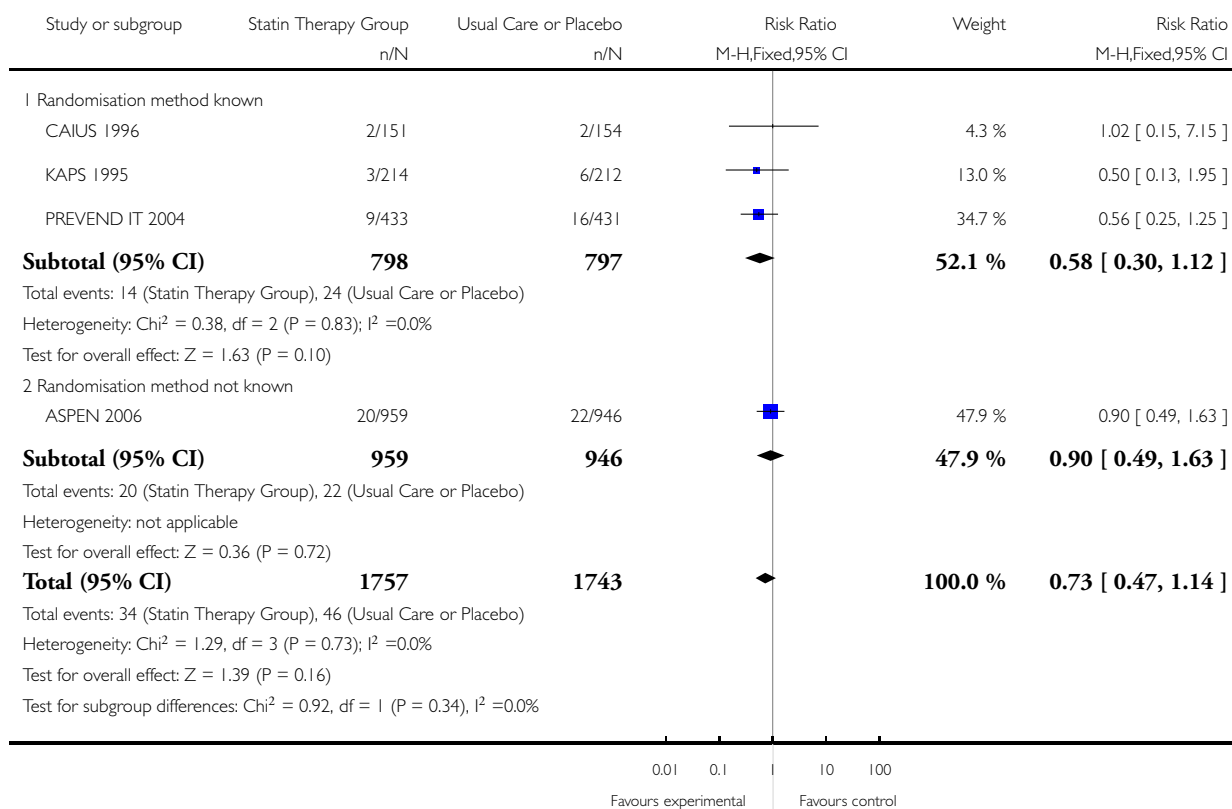


Analysis 5.3. Comparison 5 Sensitivity Analysis, Outcome 3 Randomisation for Non-fatal CHD Events.

Review: Statins for the primary prevention of cardiovascular disease

Comparison: 5 Sensitivity Analysis

Outcome: 3 Randomisation for Non-fatal CHD Events

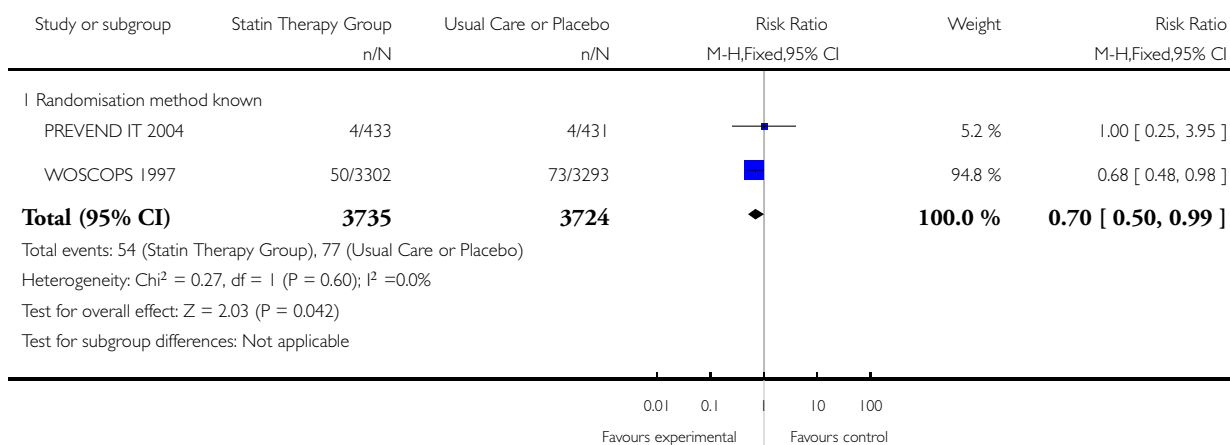


Analysis 5.4. Comparison 5 Sensitivity Analysis, Outcome 4 Randomisation for Fatal CVD Events.

Review: Statins for the primary prevention of cardiovascular disease

Comparison: 5 Sensitivity Analysis

Outcome: 4 Randomisation for Fatal CVD Events

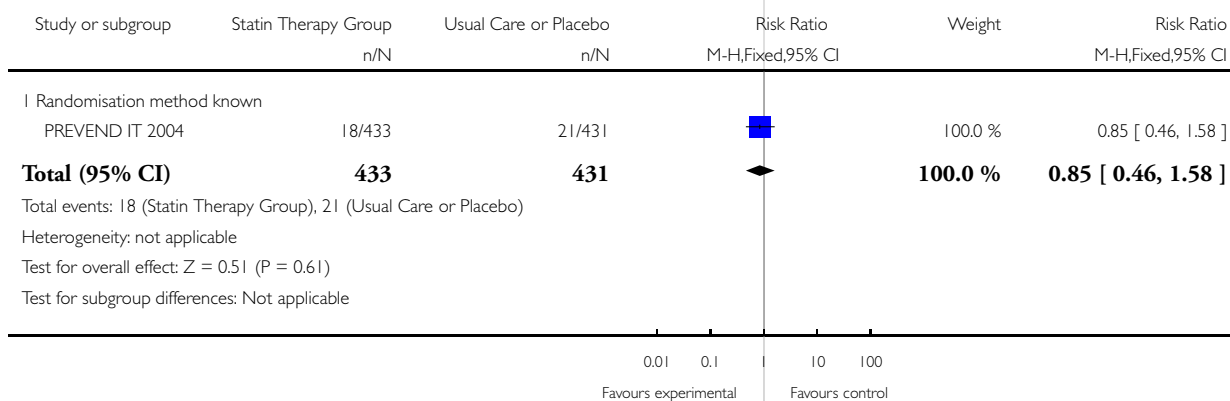


Analysis 5.5. Comparison 5 Sensitivity Analysis, Outcome 5 Randomisation for Non-fatal CVD Events.

Review: Statins for the primary prevention of cardiovascular disease

Comparison: 5 Sensitivity Analysis

Outcome: 5 Randomisation for Non-fatal CVD Events

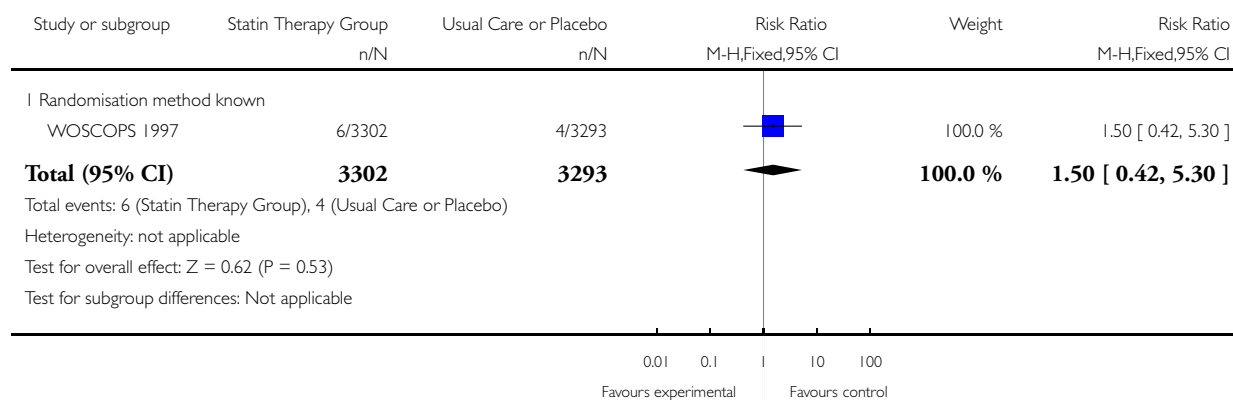


Analysis 5.6. Comparison 5 Sensitivity Analysis, Outcome 6 Randomisation for Fatal Stroke Events.

Review: Statins for the primary prevention of cardiovascular disease

Comparison: 5 Sensitivity Analysis

Outcome: 6 Randomisation for Fatal Stroke Events

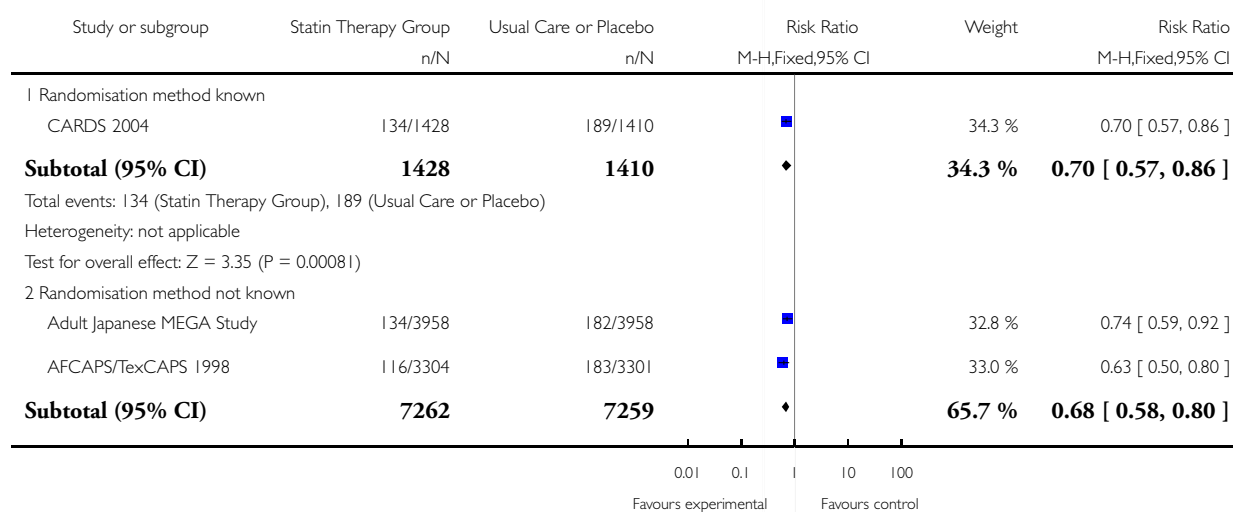


Analysis 5.7. Comparison 5 Sensitivity Analysis, Outcome 7 Randomisation for total number of fatal and non-fatal CHD, CVD and Stroke Events.

Review: Statins for the primary prevention of cardiovascular disease

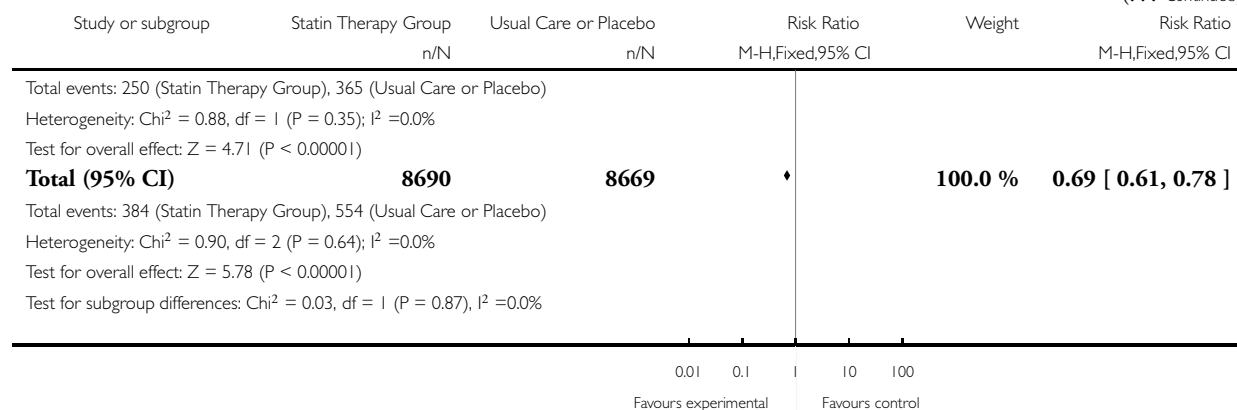
Comparison: 5 Sensitivity Analysis

Outcome: 7 Randomisation for total number of fatal and non-fatal CHD, CVD and Stroke Events



(Continued ...)

(... Continued)

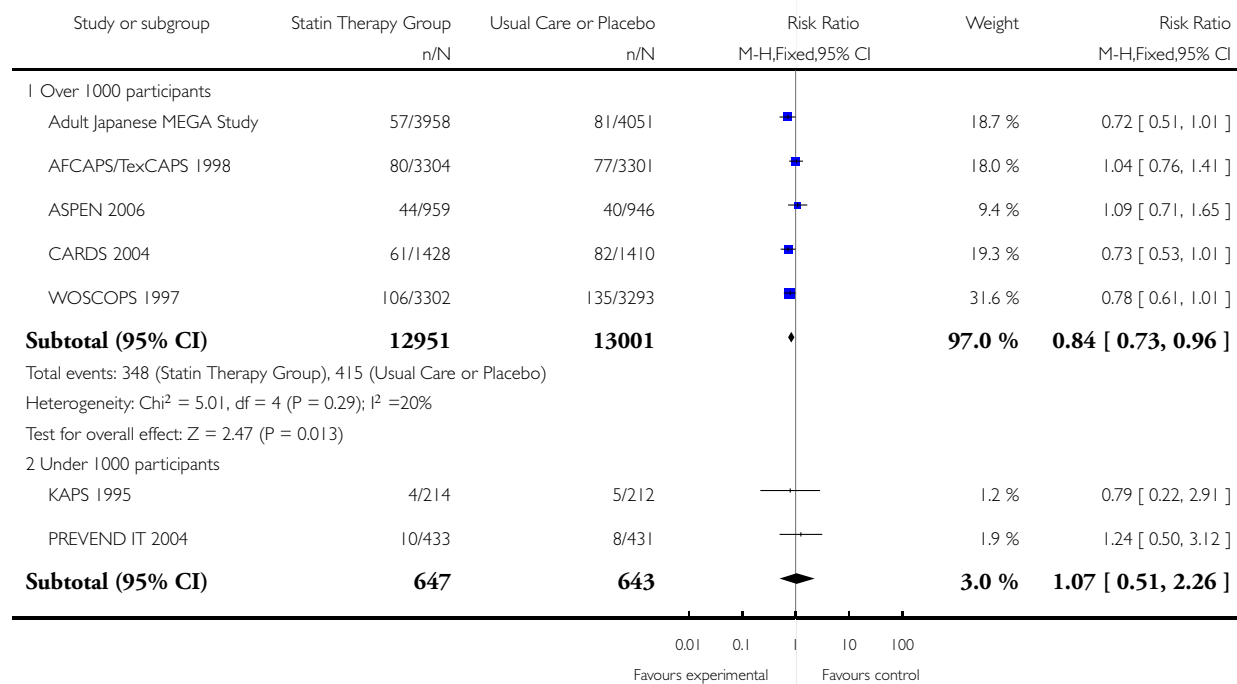


Analysis 5.8. Comparison 5 Sensitivity Analysis, Outcome 8 Study Size for Total Mortality.

Review: Statins for the primary prevention of cardiovascular disease

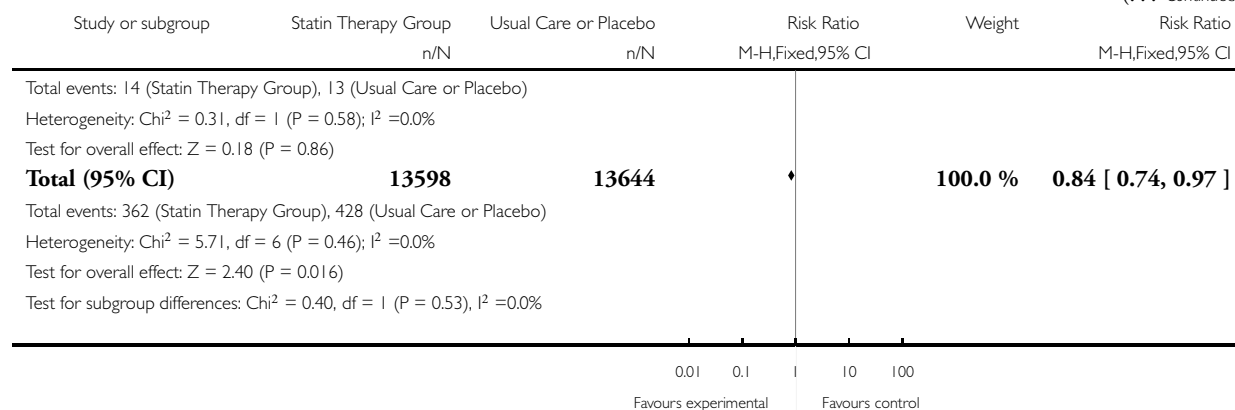
Comparison: 5 Sensitivity Analysis

Outcome: 8 Study Size for Total Mortality



(Continued ...)

(... Continued)

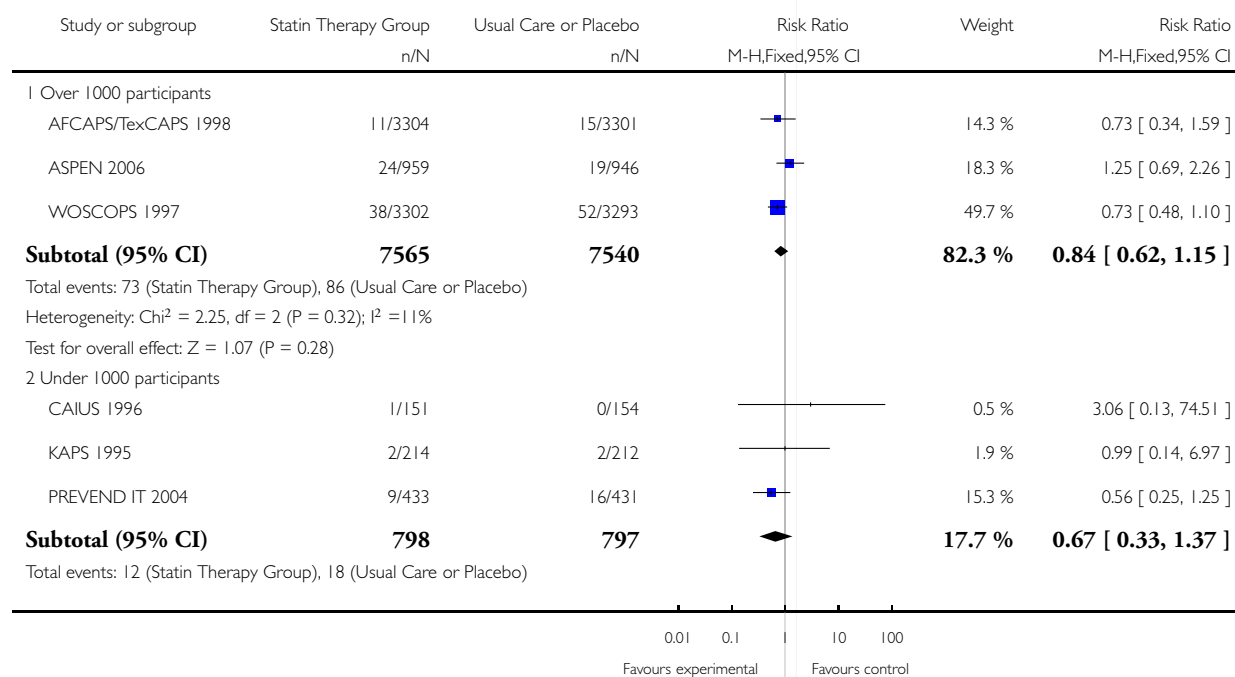


Analysis 5.9. Comparison 5 Sensitivity Analysis, Outcome 9 Study Size for Fatal CHD Events.

Review: Statins for the primary prevention of cardiovascular disease

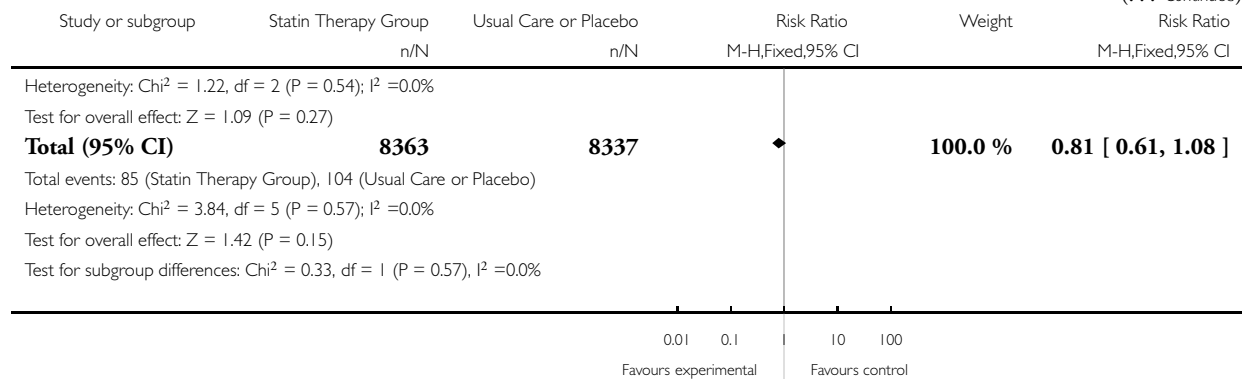
Comparison: 5 Sensitivity Analysis

Outcome: 9 Study Size for Fatal CHD Events



(Continued ...)

(... Continued)

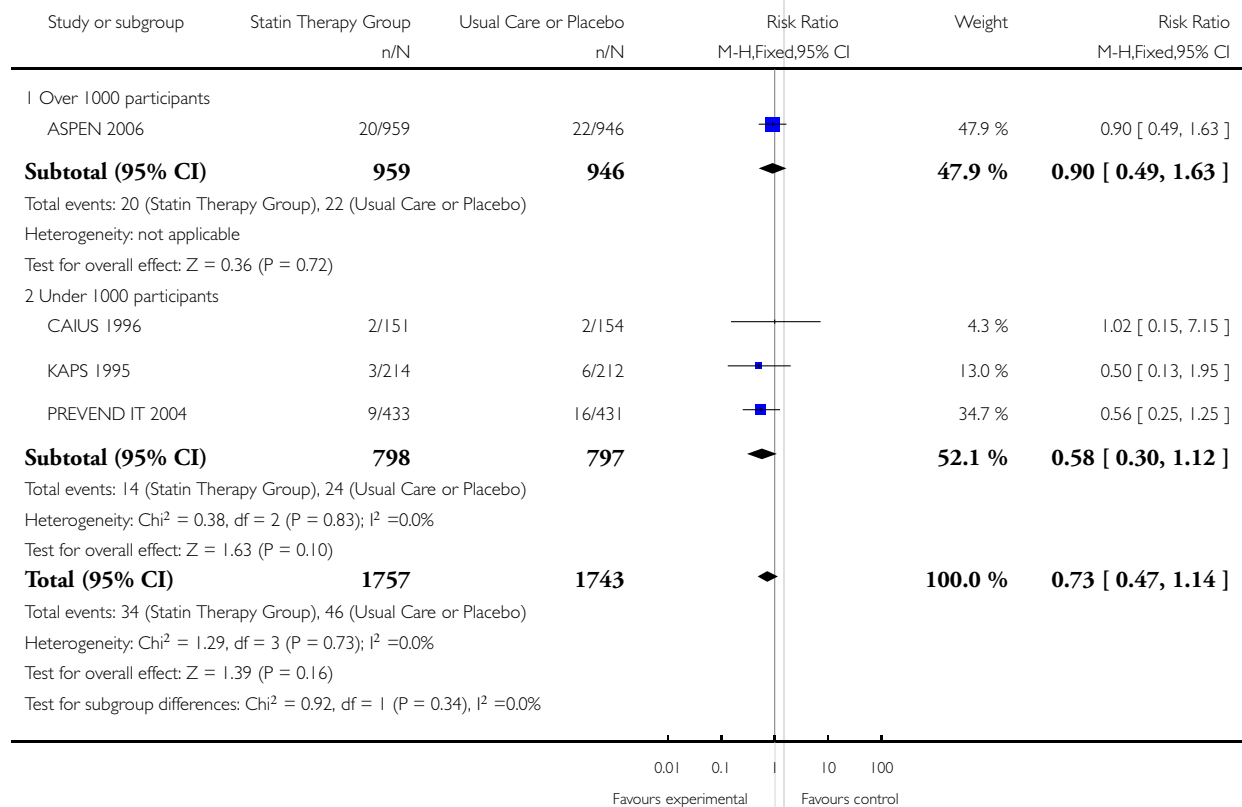


Analysis 5.10. Comparison 5 Sensitivity Analysis, Outcome 10 Study Size for Non-fatal CHD Events.

Review: Statins for the primary prevention of cardiovascular disease

Comparison: 5 Sensitivity Analysis

Outcome: 10 Study Size for Non-fatal CHD Events

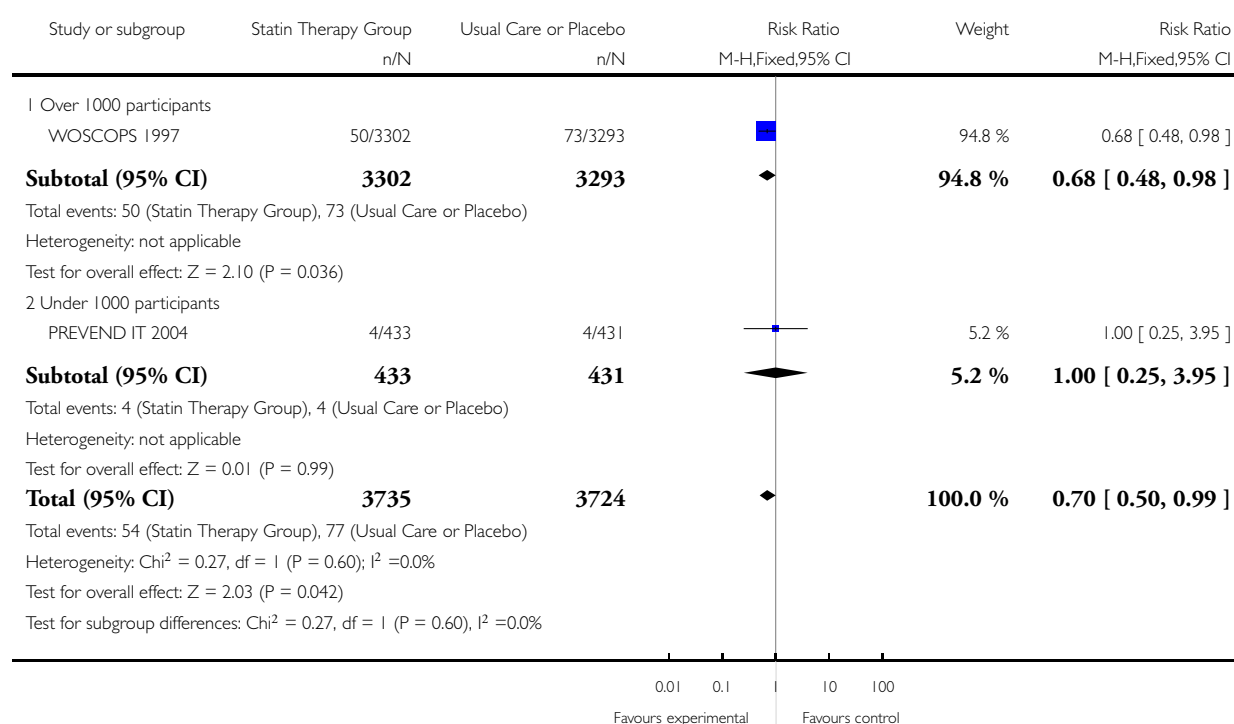


Analysis 5.11. Comparison 5 Sensitivity Analysis, Outcome 11 Study Size for Fatal CVD Events.

Review: Statins for the primary prevention of cardiovascular disease

Comparison: 5 Sensitivity Analysis

Outcome: 11 Study Size for Fatal CVD Events

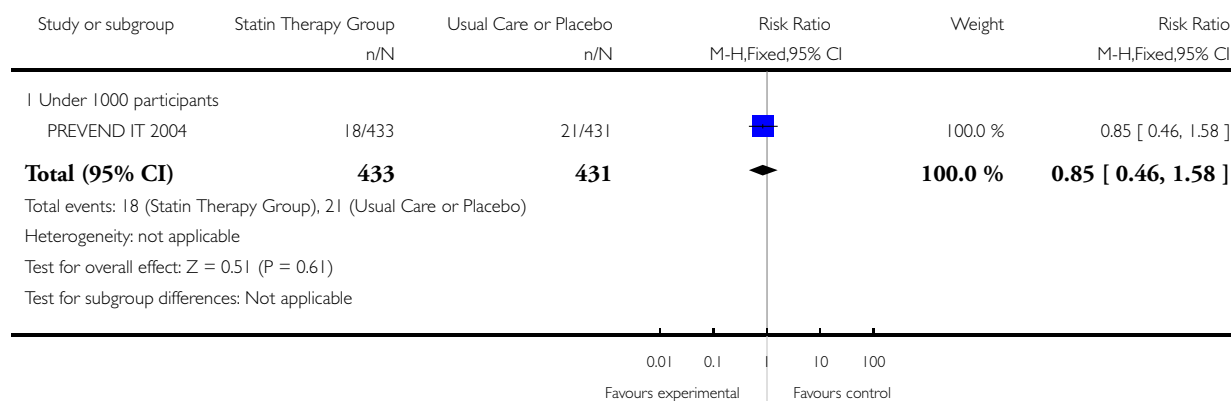


Analysis 5.12. Comparison 5 Sensitivity Analysis, Outcome 12 Study Size for Non-fatal CVD Events.

Review: Statins for the primary prevention of cardiovascular disease

Comparison: 5 Sensitivity Analysis

Outcome: 12 Study Size for Non-fatal CVD Events

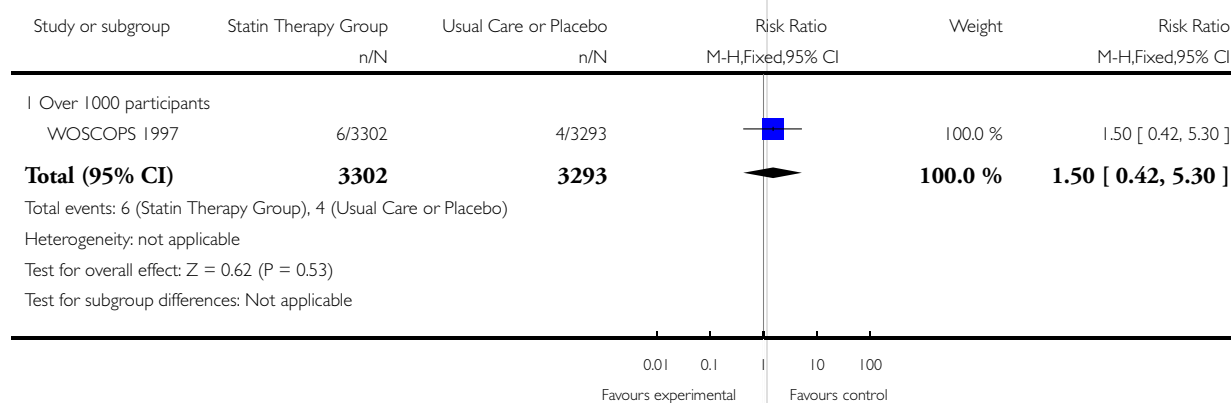


Analysis 5.13. Comparison 5 Sensitivity Analysis, Outcome 13 Study Size for Fatal Stroke Events.

Review: Statins for the primary prevention of cardiovascular disease

Comparison: 5 Sensitivity Analysis

Outcome: 13 Study Size for Fatal Stroke Events

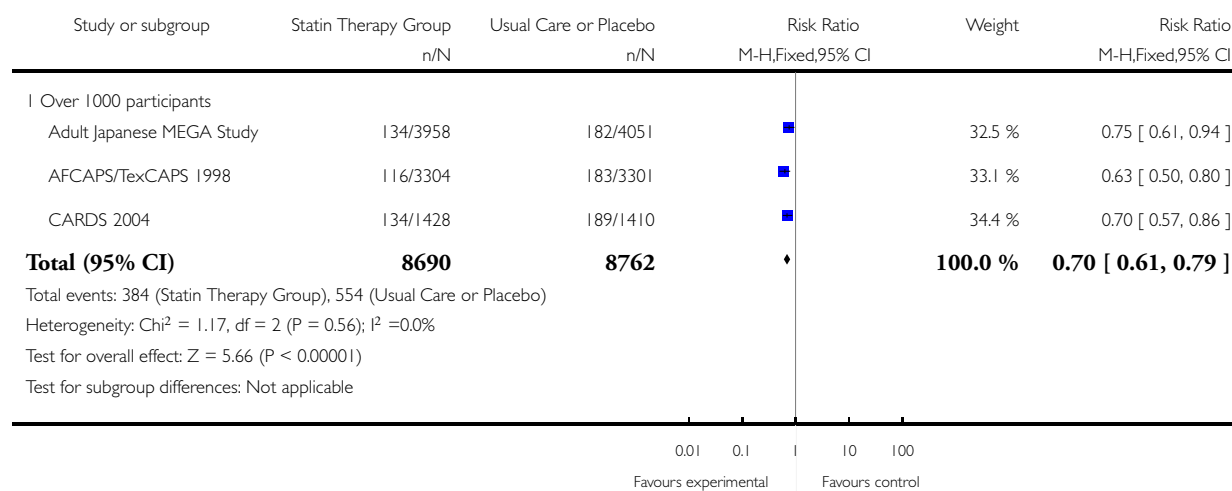


Analysis 5.14. Comparison 5 Sensitivity Analysis, Outcome 14 Study Size for total number of fatal and non-fatal CHD, CVD and stroke events.

Review: Statins for the primary prevention of cardiovascular disease

Comparison: 5 Sensitivity Analysis

Outcome: 14 Study Size for total number of fatal and non-fatal CHD, CVD and stroke events



APPENDICES

Appendix I. Search Strategy

CENTRAL on The Cochrane Library

- #1 MeSH descriptor Hydroxymethylglutaryl-CoA Reductase Inhibitors explode all trees
- #2 statin or statins
- #3 atorvastatin
- #4 cerivastatin
- #5 fluvastatin
- #6 lovastatin
- #7 pravastatin
- #8 simvastatin
- #9 lipitor
- #10 baycol
- #11 lescol
- #12 mevacor
- #13 altacor
- #14 pravachol
- #15 lipostat
- #16 zocor
- #17 rosuvastatin

#18 (hydroxymethylglutaryl next coenzyme next reductase next inhibitor)
#19 (#1 or #2 or #3 or #4 or #5 or #6 or #7 or #8 or #9)
#20 (#10 or #11 or #12 or #13 or #14 or #15 or #16 or #17 or #18)
#21 (#19 or #20)

MEDLINE on Ovid

1 exp Hydroxymethylglutaryl-CoA Reductase Inhibitors/
2 (statin or statins).tw.
3 atorvastatin.tw.
4 cerivastatin.tw.
5 fluvastatin.tw.
6 lovastatin.tw.
7 pravastatin.tw.
8 simvastatin.tw.
9 lipitor.tw.
10 baycol.tw.
11 lescol.tw.
12 mevacor.tw.
13 altocor.tw.
14 pravachol.tw.
15 lipostat.tw.
16 zocor.tw.
17 mevinolin.tw.
18 compactin.tw.
19 fluindostatin.tw.
20 rosuvastatin.tw.
21 or/1-20
22 exp Cardiovascular Diseases/
23 cardiovascular.tw.
24 heart disease\$.tw.
25 coronary disease\$.tw.
26 angina.tw.
27 heart failure.tw.
28 cardiac failure.tw.
29 exp Hyperlipidemia/
30 hyperlipid\$.tw.
31 hypercholesterol\$.tw.
32 exp Cholesterol/
33 cholesterol\$.tw.
34 randomized controlled trial.pt.
35 controlled clinical trial.pt.
36 Randomized controlled trials/
37 random allocation.sh.
38 double blind method.sh.
39 single-blind method.sh.
40 or/34-39
41 exp animal/ not human/
42 40 not 41
43 clinical trial.pt.
44 exp Clinical trials/
45 (clin\$ adj25 trial\$).ti,ab.
46 ((singl\$ or doubl\$ or trebl\$ or tripl\$) adj (blind\$ or mask\$)).ti,ab.

47 placebos.sh.
48 placebo\$.ti,ab.
49 random\$.ti,ab.
50 research design.sh.
51 or/43-50
52 51 not 41
53 42 or 52
54 or/22-33
55 21 and 54 and 53

EMBASE on Ovid

1 exp Hydroxymethylglutaryl Coenzyme a Reductase Inhibitor/
2 (statin or statins).tw.
3 atorvastatin.tw.
4 cerivastatin.tw.
5 fluvastatin.tw.
6 lovastatin.tw.
7 pravastatin.tw.
8 simvastatin.tw.
9 lipitor.tw.
10 baycol.tw.
11 lescol.tw.
12 mevacor.tw.
13 altacor.tw.
14 pravachol.tw.
15 lipostat.tw.
16 zocor.tw.
17 mevinolin.tw.
18 compactin.tw.
19 fluindostatin.tw.
20 rosuvastatin.tw.
21 or/1-20
22 exp Cardiovascular Disease/
23 cardiovascular.tw.
24 heart disease\$.tw.
25 coronary disease\$.tw.
26 angina.tw.
27 heart failure.tw.
28 cardiac failure.tw.
29 exp Hyperlipidemia/
30 hyperlipid\$.tw.
31 hypercholesterol\$.tw.
32 exp Cholesterol/
33 cholesterol\$.tw.
34 exp lipid blood level/
35 or/22-34
36 21 and 35
37 random\$.ti,ab.
38 factorial\$.ti,ab.
39 (crossover\$ or cross over\$ or cross-over\$).ti,ab.
40 placebo\$.ti,ab.
41 (double\$ adj blind\$).ti,ab.

42 (singl\$ adj blind\$).ti,ab.
43 assign\$.ti,ab.
44 allocat\$.ti,ab.
45 volunteer\$.ti,ab.
46 Crossover Procedure/
47 Double Blind Procedure/
48 Randomized Controlled Trial/
49 Single Blind Procedure/
50 or/37-49
51 exp animal/
52 nonhuman/
53 exp animal experiment/
54 or/51-53
55 exp human/
56 54 not 55
57 50 not 56
58 36 and 57

FEEDBACK

Failure to cite CTT paper and dangerously misleading press release, 22 February 2011

Summary

Clinical Trials Services Unit and Epidemiological Studies Unit

The Discussion of your paper erroneously stated that the CTT collaborators had not published information about the proportional and absolute benefits of statin therapy among people with no prior history of vascular disease, although these were published in *The Lancet* in November 2010 (Cholesterol Treatment Trialists' (CTT) Collaboration. Efficacy and safety of more intensive LDL-lowering therapy: meta-analysis of individual data from 170,000 participants in 26 randomised trials of statin therapy. *Lancet* 2010; 376: 1670-81). It also stated that the CTT collaborators had been "unable to provide the relevant analysis for inclusion in our review", but we are not aware of having been asked by you (or anyone in your team) to provide such analyses, and wonder whether correspondence may have gone astray.

We are concerned that these mis-statements in the Cochrane Collaboration paper (and some over-statements in the related press release, such as the claim that "Given that low cholesterol has been **shown to increase** [our emphasis] the risk of death from other causes, statins may do more harm than good in some patients") are dangerously misleading for the public -as well as not meeting the Cochrane Collaboration's key principle of 'keeping up to date'. Might it be possible for this Cochrane report to be corrected as a matter of urgency?

Professor Colin Baigent, Professor of Epidemiology, MRC Scientist, Hon. Consultant in Public Health
Professor Rory Collins, BHF Professor of Medicine and Epidemiology

Reply

The recent CTT *Lancet* November 2010 paper was not available to our team at the time the review was completed and submitted for publication to the Cochrane Database of Systematic Reviews. We agree that a data point in Figure 3 gives the proportional and absolute effects on major vascular events of a 1mmol/l reduction in LDL cholesterol in trial participants without prior cardiovascular disease. Our estimate of this effect and its precision is similar to the CTT estimate. I am surprised that CTT did not provide more information on other outcomes among participants taking statins for primary prevention. In particular, others have raised the issue of all-cause mortality in primary prevention trials (Ray et al, *Arch Intern Med.* 2010;170:1024-1031) and have expressed concerns about an increased risk of diabetes in those taking statins (Sattar et al, *Lancet* 2010;375:735-42). We will, of course, include reference

to the CTT paper and will remove the text stating that CTT was “unable to provide the relevant analysis for inclusion in our review”. It should be feasible to make these changes in the next issue. Work is underway to conduct a comprehensive update of this review as soon as possible.

Following discussions with David Tovey and Rory Collins, the press release was withdrawn and a correction issued on 8 March 2011 from by David Tovey, Editor in Chief’s office on the homepage of the Cochrane Library (<http://www.thecochranelibrary.com/details/editorial/1029211/Correction-by-David-Tovey.html>). An email was sent to all recipients of that press release, and correction was attempted of any existing versions of the press release that were still in circulation.

Shah Ebrahim, lead author of Statins for the Primary Prevention of Cardiovascular Disease and Coordinating Editor of the Cochrane Heart Group

Further correspondence with CTT collaboration, 7 April 2011

Summary

22 February 2011

Taylor F et al. Statins for the primary prevention of cardiovascular disease.

Cochrane Database of Systematic Reviews 2011, Issue 1

The Discussion of your paper erroneously stated that the CTT collaborators had not published information about the proportional and absolute benefits of statin therapy among people with no prior history of vascular disease, although these were published in *The Lancet* in November 2010 (Cholesterol Treatment Trialists’ (CTT) Collaboration. Efficacy and safety of more intensive LDL-lowering therapy: meta-analysis of individual data from 170,000 participants in 26 randomised trials of statin therapy. *Lancet* 2010; 376: 1670-81). It also stated that the CTT collaborators had been “unable to provide the relevant analysis for inclusion in our review”, but we are not aware of having been asked by you (or anyone in your team) to provide such analyses, and wonder whether correspondence may have gone astray.

We are concerned that these mis-statements in the Cochrane Collaboration paper (and some over-statements in the related press release, such as the claim that “Given that low cholesterol has been **shown to increase** [our emphasis] the risk of death from other causes, statins may do more harm than good in some patients”) are dangerously misleading for the public -as well as not meeting the Cochrane Collaboration’s key principle of ‘keeping up to date’. Might it be possible for this Cochrane report to be corrected as a matter of urgency?

Colin Baigent & Rory Collins

Reply 2 March 2011

Re: Statins for the primary prevention of cardiovascular disease, Cochrane Database of Systematic Reviews 2011, Issue 1.

Thanks for your letter of 22 February 2011. The recent CTT *Lancet* November 2010 paper was not available to our team at the time the review was completed and submitted for publication to the Cochrane Database of Systematic Reviews. We agree that a data point in Figure 3 gives the proportional and absolute effects on major vascular events of a 1mmol/l reduction in LDL cholesterol in trial participants without prior cardiovascular disease. Our estimate of this effect and its precision is similar to the CTT estimate. I am surprised that CTT did not provide more information on other outcomes among participants taking statins for primary prevention. In particular, others have raised the issue of all-cause mortality in primary prevention trials (Ray et al, *Arch Intern Med.* 2010;170:1024-1031) and have expressed concerns about an increased risk of diabetes in those taking statins (Sattar et al, *Lancet* 2010;375:735-42). We will, of course, include reference to the CTT paper and will remove the text stating that CTT was “unable to provide the relevant analysis for inclusion in our review”. It should be feasible to make these changes in the next issue.

The press release was referring to the association of low blood cholesterol (not cholesterol lowering by statins) with haemorrhagic stroke which has been shown by several observational cohorts, including a large Korean civil servants cohort (n=3900 haemorrhagic strokes), but these associations may be confounded. It would obviously be of great value to have a more reliable estimate of this effect by randomization to statins than that reported in the recent CTT paper (RR 1.12 (95% CI: 0.93, 1.35) per 1 mmol/L reduction in LDL cholesterol, webfigure 8) which might be achieved if more trials provided this outcome. More robust estimates would be particularly helpful for low and middle income countries where underlying rates of haemorrhagic stroke remain high and statins, as part of a “polypill” strategy, are being promoted for primary prevention.

We are already working on a full update of the review and have 7,000 citations to work through inclusion/exclusion criteria. In addition to the changes for the next issue, if you want I can arrange to have your letter and my response entered in the correspondence section linked to the review. This would enable your concerns to be immediately linked to the review and be readily available to readers of the review. Let me know your preference.

Shah Ebrahim

4 March 2011

Dear Shah

Thank you for your response. One quick point of clarification, the press release actually says “low cholesterol has been **shown to increase** [my emphasis] the risk of death from other causes” which is clearly quite different from what you have written in the second paragraph of your letter and is dangerously irresponsible. I wondered, therefore, if - before considering publication - you would like to make this error clear in your letter and ensure that the statement in the press release is formally retracted.

Rory Collins

04 March 2011

Dear Rory

I agree the wording is quite wrong. The press statement has not been published, nor is it available to readers of the review itself. I will add a sentence saying that a press release about the review contained a seriously misleading statement that “low cholesterol has been shown to increase the risk of death from other causes”.

Shah Ebrahim

4 March 2011

Thank you for your proposal to modify your letter which is fine as far as it goes. The statement in this press release (which engendered wide publicity) is, however, so dangerously wrong that I think the Cochrane Collaboration is obliged to issue a public retraction. Please could you forward my correspondence to whoever is responsible for dealing with such serious misrepresentations within the Collaboration?

Rory Collins

4 March 2011

In the first instance, if we have published something that is misleading or incorrect in the press release I would suggest that we issue a correction in the release accompanying the next issue. I would like to explore with the writer of the release how this happened, as this is the first time that we have had such a complaint in relation to a press release, to the best of my knowledge. Having said that I am responsible for the sign off of press releases so that any error is entirely my responsibility.

I am making some enquiries as a matter of urgency and will let you all know when we have a proposed course of action.

David Tovey

4 March 2011

Shah Ebrahim has confirmed that the statement is wrong (see below) and, in public health terms, it is potentially a far more serious misrepresentation than that of the risks of MMR by Wakefield and The Lancet. As a consequence, I think it requires an urgent and specific response by the Cochrane Collaboration and should not just be “buried” in a routine press release.

Rory Collins

8 March 2011

This is to update you in relation to our current plans in relation to correction of the press release.

Firstly, we are will contact via email in the next 48 hours, all individuals and agencies that received the original press release for Issue 1 and explain the need for a correction of the offending sentence. Secondly, we will publish a correction on The Cochrane Library homepage explaining the error. I anticipate that this will happen later today. Thirdly we will do our utmost to ensure that anywhere where the press release is still “live”, it is modified to a more satisfactory form of words.

The Cochrane Collaboration sets a high value on quality, scientific rigour and transparency. In this instance we are grateful to you for pointing out an error in the press release that had evaded our editorial system. Please be assured that we regarded this as a serious matter, and have sought to implement visible and appropriate measures to correct the error. We have also learned lessons from the episode that once implemented will reduce the chance of a similar event in the future.

David Tovey

10 March 2011

Thank you for taking some steps towards dealing with this problem as the errors of fact in both the press release, as well as those in the related paper (see our original letter to Shah Ebrahim and his reply: attached), have had a damaging effect on public health (as well as on the credibility of the Cochrane Collaboration). It is very much to your credit that you wish to take final responsibility (as editor) for these errors, but should not the authors also take some of the responsibility (rather than just passing the buck) since they presumably approved the press release which quotes them?

I have now had an opportunity to read your Correction on the Cochrane Library website and, though welcome, it seems to me that it is incomplete (given the errors in the original paper) and, indeed, is misleadingly half-hearted. For example, Shah Ebrahim accepts in his letter to us that, by contrast with what he had claimed in his paper, results for the highly statistical benefits in patients with no prior cardiovascular disease (risk ratio for major vascular events: 0.75; 95% CI 0.69 - 0.82) had been published nearly 3 months beforehand. Your Correction would have been an opportunity to put that straight, rather than to assert that such errors do “not impact in any way on the validity of the accompanying Cochrane Review”. Similarly, please could you explain why the claim in the press release that “low cholesterol has been shown to increase the risk of death from other causes, statins may do more harm than good” is, according to the assertion in your correction, “irrelevant to the underlying question being evaluated”? This does not seem to be correct.

I’m sorry not to have replied to your letter sooner, but I was waiting to see the Correction before doing so and was looking for it on the Cochrane Collaboration website, where it does not appear. As well as having it on the Cochrane Library website, would it not be appropriate to put this Correction (or, preferably, a more accurate one) on the Cochrane Collaboration website (and any other Cochrane websites), especially since the statin paper is one of its featured reviews?

I do hope that you will reconsider the partial (in more than one sense) attempt that you’ve made so far to redress the serious harm that has been caused to public health by the Cochrane Collaboration and its misinterpretation of the available evidence (which does not seem to be at all consistent with your key principles).

Rory Collins

10 March 2011

I suspect we have reached an impasse. I really don’t accept that the response was half-hearted. To repeat, we have placed a highly visible correction on the homepage of the product that was the subject of the press release, we have sent an email to all recipients of that press release, and we have sought to correct any existing versions of the press release that are still in circulation.

I, not the Co-ordinating Editor, sign off the press release, so this was my error alone. It was, as you pointed out, a seriously incorrect message - implying that the very act of reducing your serum cholesterol might cause early death - and could, if acted upon have caused public harm. For that reason I recognised the need to act decisively and swiftly to correct any wrong impression. I made the point in the correction that the press release mistake was based on a misunderstanding of the Cochrane Review, which had explicitly explained that any possible association was highly unlikely to be based on cause and effect. Therefore I believe it was correct to be clear that the press release was distinct from the review.

I recognise that you have also raised questions in relation to the content of the review. As Shah describes in his response, he has taken on board your comments, explained why the Lancet paper was not considered in the original published version, and has sought to amend the review appropriately at the earliest opportunity. For technical /publication reasons there will be an inevitable but short delay before the changes are published.

I am aware that you are unlikely to agree, but I am confident that our response to the questions you have raised in relation to the press release and the review has been appropriate, open and positive.

David Tovey

11 March 2011

I’m extremely grateful both for your careful response to my email and for what you’ve been able to do to rectify this problem. I did have a couple of questions in my previous email which I’d be grateful if you’d consider. First, might it be possible to put the Correction on the Cochrane Collaboration website as well, since that would be an obvious place where people alerted by the original press release would go? Second, why do you say in the Correction that the claim in the press release that “low cholesterol has been shown to increase the risk of death from other causes, statins may do more harm than good” is “irrelevant to the underlying question being evaluated” by this meta-analysis of whether statins do more harm than good? I had thought that this Correction would have provided an opportunity to indicate that errors in the original paper would also be corrected at the earliest possible opportunity.

Again, thanks for taking the issue so seriously and for going as far as you have towards repairing the damage caused.

Rory Collins

Reply

See above

WHAT'S NEW

Last assessed as up-to-date: 7 September 2007.

Date	Event	Description
4 July 2011	Amended	Rectified minor error in reporting of all-cause mortality data in main text

HISTORY

Protocol first published: Issue 2, 2004

Review first published: Issue 1, 2011

Date	Event	Description
7 April 2011	Amended	Converted to new review format
7 April 2011	Feedback has been incorporated	Correspondence with CTT collaboration added
8 March 2011	Feedback has been incorporated	Removed text indicating CTT collaboration had not provided relevant data. Included citation to recent CTT collaboration paper which gives additional confirmation of benefits of statins in primary prevention. Added in response to CTT collaboration correspondence (see Feedback)

CONTRIBUTIONS OF AUTHORS

Professor Shah Ebrahim and Professor George Davey Smith: Origination of idea, preparation of review on which this review is based, control of content.

Fiona Taylor: Assessed relevance and quality of papers, extracted data, analysed data and prepared the manuscript.

Juan Pablo Casas: Contributed to preparing the manuscript

Kirsten Ward: Obtained papers, assessed relevance and quality of papers, extracted data, organised and analysed data.

Theresa Moore: Contributed to the early work on this review.

Margaret Burke: Developed search strategy, ran searches and assessed relevance of papers.

DECLARATIONS OF INTEREST

None known.

SOURCES OF SUPPORT

Internal sources

- Department of Social Medicine, University of Bristol, UK.

External sources

- Department of Health Funding for the Cochrane Heart Group, UK.

INDEX TERMS

Medical Subject Headings (MeSH)

Cardiovascular Diseases [blood; *prevention & control]; Cause of Death; Cholesterol, HDL [blood]; Cholesterol, LDL [blood]; Hydroxymethylglutaryl-CoA Reductase Inhibitors [adverse effects; *therapeutic use]; Primary Prevention; Randomized Controlled Trials as Topic

MeSH check words

Adult; Humans